



SSMA Female Connector Solder Attachment for PE-SR405AL, PE-SR405FL, PE-SR405FLJ, RG405

RF Connectors Technical Data Sheet

PE44387

Configuration

- SSMA Female Connector
- MIL-STD-348
- 50 Ohms
- Straight Body Geometry
- PE-SR405AL, PE-SR405FL, PE-SR405FLJ, RG405 Interface Type
- Solder/Solder Attachment

Features

- Max. Operating Frequency 26 GHz
- Gold Plated Beryllium Copper Contact
- Contact plating according to MIL-G-45204

Applications

- General Purpose Test
- Custom Cable Assemblies

Description

Pasternack's PE44387 SSMA female connector with solder/solder attachment for PE-SR405AL, PE-SR405FL, PE-SR405FLJ and RG405 is part of our full line of RF components available for same-day shipping. Our SSMA female connector operates up to a maximum frequency of 26 GHz.

Our SSMA female connector PE44387 datasheet specifications and drawing with dimensions are shown below in this PDF. Pasternack's broad catalog of RF, microwave and millimeter wave connectors allows designers to configure and customize their signal connections however they like. Whether the need is to provide an I/O for a board design, or simply create a custom cable assembly configuration, Pasternack has the right connector for the job. Pasternack can also expertly build your custom cable assemblies for you and ship same-day.

Electrical Specifications

Description	Minimum	Typical	Maximum	Units
Frequency Range	DC		26	GHz
Dielectric Withstanding Voltage (AC)			750	Vrms
Insulation Resistance	5,000			MOhms

Mechanical Specifications

Size

Length	0.5 in [12.7 mm]
Width/Dia.	0.187 in [4.75 mm]
Weight	0.004 lbs [1.81 g]

Click the following link (or enter part number in "SEARCH" on website) to obtain additional part information including price, inventory and certifications: [SSMA Female Connector Solder Attachment for PE-SR405AL, PE-SR405FL, PE-SR405FLJ, RG405 PE44387](#)



SSMA Female Connector Solder Attachment for PE-SR405AL, PE-SR405FL, PE-SR405FLJ, RG405

RF Connectors Technical Data Sheet

PE44387

Material Specifications

Description	Material	Plating
Contact	Beryllium Copper	Gold MIL-G-45204
Insulation	PTFE	
Body	Brass	Gold MIL-G-45204

Environmental Specifications

Temperature

Operating Range -65 to +165 deg C

Compliance Certifications (see [product page](#) for current document)

Plotted and Other Data

Notes:

SSMA Female Connector Solder Attachment for PE-SR405AL, PE-SR405FL, PE-SR405FLJ, RG405 from Pasternack Enterprises has same day shipment for domestic and International orders. Our RF, microwave and millimeter wave products maintain a 99% availability and are part of the broadest selection in the industry.

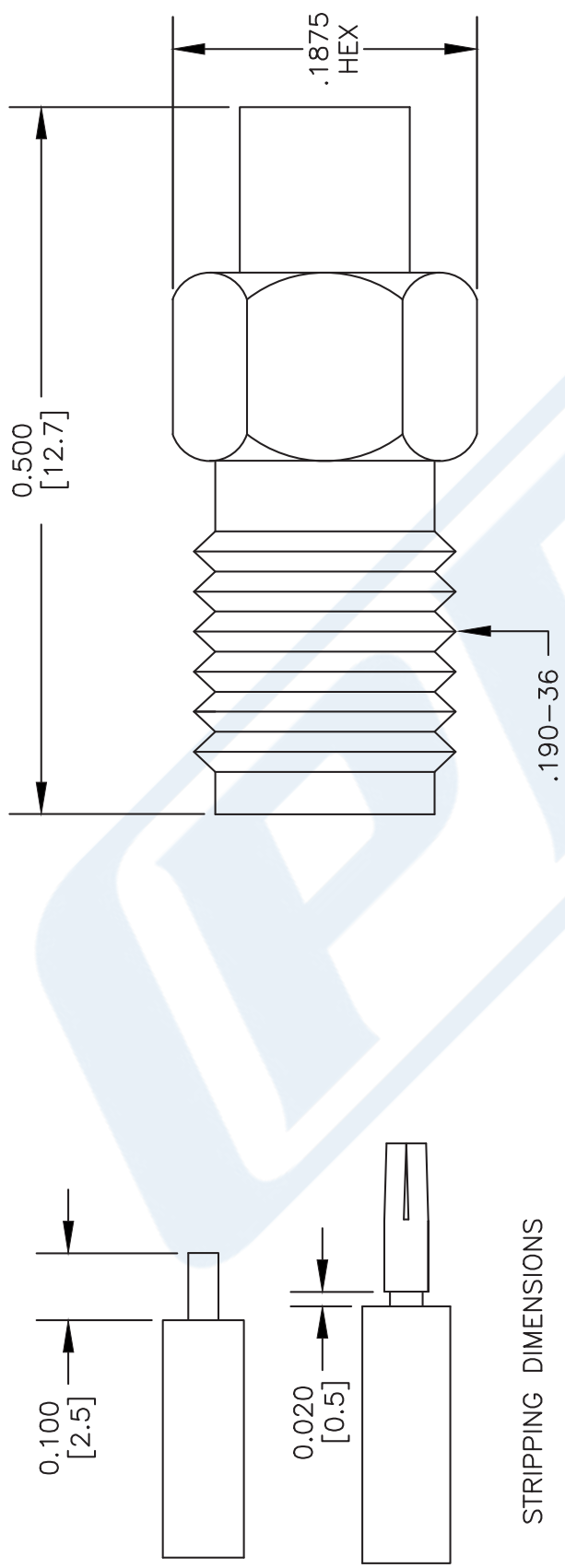
Click the following link (or enter part number in "SEARCH" on website) to obtain additional part information including price, inventory and certifications: [SSMA Female Connector Solder Attachment for PE-SR405AL, PE-SR405FL, PE-SR405FLJ, RG405 PE44387](#)

URL: <https://www.pasternack.com/ssma-female-standard-pe-sr405al-pe-sr405fl-rg405-connector-pe44387-p.aspx>

The information contained in this document is accurate to the best of our knowledge and representative of the part described herein. It may be necessary to make modifications to the part and/or the documentation of the part, in order to implement improvements. Pasternack reserves the right to make such changes as required. Unless otherwise stated, all specifications are nominal. Pasternack does not make any representation or warranty regarding the suitability of the part described herein for any particular purpose, and Pasternack does not assume any liability arising out of the use of any part or documentation.

PE44387 CAD Drawing

SSMA Female Connector Solder Attachment for PE-
SR405AL, PE-SR405FL, PE-SR405FLJ, RG405



STRIPPING DIMENSIONS

ASSEMBLY PROCEDURES

- 1. STRIP CABLE AS SHOWN. DO NOT NICK CENTER CONDUCTOR.
- 2. SOLDER CONTACT TO CENTER CONDUCTOR.
- 3. INSERT CABLE INTO BODY UNTIL OUTER CONDUCTOR BOTTOMS OUT. SOLDER OUTER CONDUCTOR TO BODY.

**PASTERNAK®**
Pasternack Enterprises, Inc.
P.O. Box 16759 | Irvine | CA | 92623
Phone: (949) 261-1920 | **Fax:** (949) 261-7451
Website: www.pasternack.com | **E-Mail:** sales@pasternack.com

DWG TITLE
PE44387

FSCM NO. 53919

NOTES: 1. UNLESS OTHERWISE SPECIFIED ALL DIMENSIONS ARE NOMINAL. 2. ALL SPECIFICATIONS ARE SUBJECT TO CHANGE WITHOUT NOTICE AT ANY TIME. 3. DIMENSIONS ARE IN INCHES [mm]. 4. FITS MIL-C-17 AND EQUIVALENT CABLES.			
CAD FILE	101403	SCALE	N/A
SIZE	A		XXX



SSMA Female Connector Solder Attachment for PE-SR405AL, PE-SR405FL, PE-SR405FLJ, RG405

RF Connectors Technical Data Sheet

PE44387

Configuration

- SSMA Female Connector
- MIL-STD-348
- 50 Ohms
- Straight Body Geometry
- PE-SR405AL, PE-SR405FL, PE-SR405FLJ, RG405 Interface Type
- Solder/Solder Attachment

Features

- Max. Operating Frequency 26 GHz
- Gold Plated Beryllium Copper Contact
- Contact plating according to MIL-G-45204

Applications

- General Purpose Test
- Custom Cable Assemblies

Description

Pasternack's PE44387 SSMA female connector with solder/solder attachment for PE-SR405AL, PE-SR405FL, PE-SR405FLJ and RG405 is part of our full line of RF components available for same-day shipping. Our SSMA female connector operates up to a maximum frequency of 26 GHz.

Our SSMA female connector PE44387 datasheet specifications and drawing with dimensions are shown below in this PDF. Pasternack's broad catalog of RF, microwave and millimeter wave connectors allows designers to configure and customize their signal connections however they like. Whether the need is to provide an I/O for a board design, or simply create a custom cable assembly configuration, Pasternack has the right connector for the job. Pasternack can also expertly build your custom cable assemblies for you and ship same-day.

Electrical Specifications

Description	Minimum	Typical	Maximum	Units
Frequency Range	DC		26	GHz
Dielectric Withstanding Voltage (AC)			750	Vrms
Insulation Resistance	5,000			MOhms

Mechanical Specifications

Size

Length	0.5 in [12.7 mm]
Width/Dia.	0.187 in [4.75 mm]
Weight	0.004 lbs [1.81 g]

Click the following link (or enter part number in "SEARCH" on website) to obtain additional part information including price, inventory and certifications: [SSMA Female Connector Solder Attachment for PE-SR405AL, PE-SR405FL, PE-SR405FLJ, RG405 PE44387](#)



SSMA Female Connector Solder Attachment for PE-SR405AL, PE-SR405FL, PE-SR405FLJ, RG405

RF Connectors Technical Data Sheet

PE44387

Material Specifications

Description	Material	Plating
Contact	Beryllium Copper	Gold MIL-G-45204
Insulation	PTFE	
Body	Brass	Gold MIL-G-45204

Environmental Specifications

Temperature

Operating Range -65 to +165 deg C

Compliance Certifications (see [product page](#) for current document)

Plotted and Other Data

Notes:

SSMA Female Connector Solder Attachment for PE-SR405AL, PE-SR405FL, PE-SR405FLJ, RG405 from Pasternack Enterprises has same day shipment for domestic and International orders. Our RF, microwave and millimeter wave products maintain a 99% availability and are part of the broadest selection in the industry.

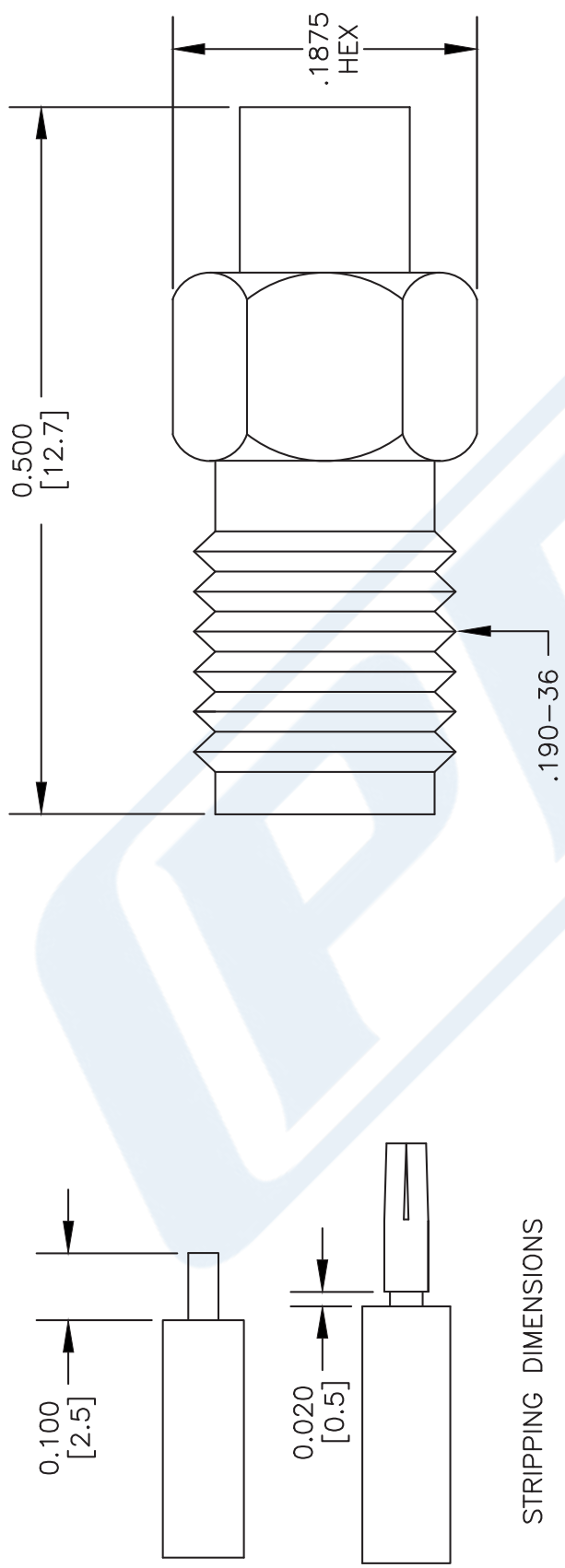
Click the following link (or enter part number in "SEARCH" on website) to obtain additional part information including price, inventory and certifications: [SSMA Female Connector Solder Attachment for PE-SR405AL, PE-SR405FL, PE-SR405FLJ, RG405 PE44387](#)

URL: <https://www.pasternack.com/ssma-female-standard-pe-sr405al-pe-sr405fl-rg405-connector-pe44387-p.aspx>

The information contained in this document is accurate to the best of our knowledge and representative of the part described herein. It may be necessary to make modifications to the part and/or the documentation of the part, in order to implement improvements. Pasternack reserves the right to make such changes as required. Unless otherwise stated, all specifications are nominal. Pasternack does not make any representation or warranty regarding the suitability of the part described herein for any particular purpose, and Pasternack does not assume any liability arising out of the use of any part or documentation.

PE44387 CAD Drawing

SSMA Female Connector Solder Attachment for PE-
SR405AL, PE-SR405FL, PE-SR405FLJ, RG405



STRIPPING DIMENSIONS

ASSEMBLY PROCEDURES

1. STRIP CABLE AS SHOWN. DO NOT NICK CENTER CONDUCTOR.
2. SOLDER CONTACT TO CENTER CONDUCTOR.
3. INSERT CABLE INTO BODY UNTIL OUTER CONDUCTOR BOTTOMS OUT. SOLDER OUTER CONDUCTOR TO BODY.



Phone: (949) 261-1920 | **Fax:** (949) 261-7451
Website: www.pasternack.com | **E-Mail:** sales@pasternack.com

DWG TITLE

PE44387

NOTES:
1. UNLESS OTHERWISE SPECIFIED ALL DIMENSIONS ARE NOMINAL.
2. ALL SPECIFICATIONS ARE SUBJECT TO CHANGE WITHOUT NOTICE AT ANY TIME.
3. DIMENSIONS ARE IN INCHES [mm].
4. FITS MIL-C-17 AND EQUIVALENT CABLES.

FSCM NO. 53919

CAD FILE 101403

SCALE N/A

SIZE A

XXX

RG405 Tinned Coax Cable with Tinned Copper Outer Conductor

RF Cables Technical Data Sheet

PE-SR405TN

Configuration

- Semi-Rigid Cable
- MIL-C-17
- 1 Shield(s)

Electrical Specifications

Description	Minimum	Typical	Maximum	Units
Frequency Range	DC		40	GHz
Impedance		50		Ohms

Performance by Frequency Band

Description	F1	F2	F3	F4	F5	Units
Frequency	1	10	20			GHz
Attenuation, Typ	22	80	120			dB/100ft
	72.18	262.47	393.7			dB/100m
Input Power (CW), Max	130	35	20			Watts

Mechanical Specifications

Min. Bend Radius (Installation) 0.05 in [1.27 mm]

Construction Specifications

Description	Material and Plating	Diameter
Inner Conductor	Copper Clad Steel, Silver, 1 Strand	0.02 in 0.51 mm
Conductor Type	Solid	
Dielectric	PTFE	0.066 in [1.68 mm]
First Shield	Tinned Copper	0.087 in 2.21 mm

Click the following link (or enter part number in "SEARCH" on website) to obtain additional part information including price, inventory and certifications: [RG405 Tinned Coax Cable with Tinned Copper Outer Conductor PE-SR405TN](#)

RG405 Tinned Coax Cable with Tinned Copper Outer Conductor

RF Cables Technical Data Sheet

PE-SR405TN

Environmental Specifications

Temperature

Operating Range

-55 to +125 deg C

Compliance Certifications (see [product page](#) for current document)

Plotted and Other Data

Notes:

RG405 Tinned Coax Cable with Tinned Copper Outer Conductor from Pasternack Enterprises has same day shipment for domestic and International orders. Our RF, microwave and millimeter wave products maintain a 99.4% availability and are part of the broadest selection in the industry.

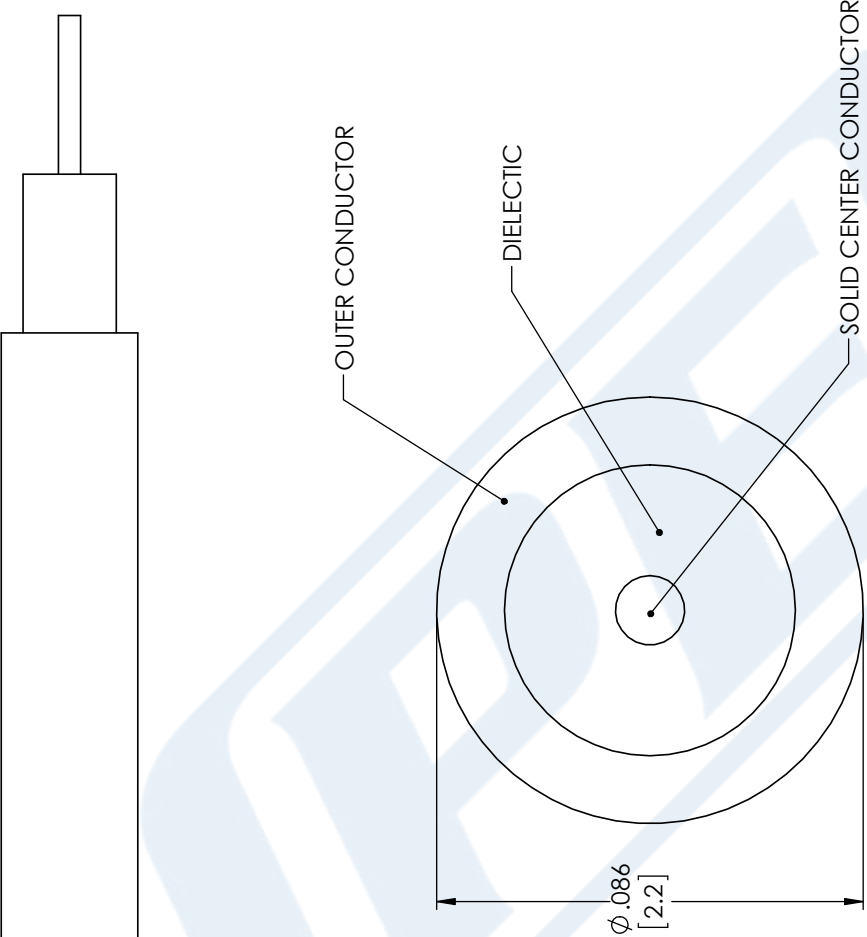
Click the following link (or enter part number in "SEARCH" on website) to obtain additional part information including price, inventory and certifications: [RG405 Tinned Coax Cable with Tinned Copper Outer Conductor PE-SR405TN](#)

URL: <https://www.pasternack.com/50-ohm-semi-rigid-rg405-tinned-tinned-copper-pe-sr405tn-p.aspx>

The information contained in this document is accurate to the best of our knowledge and representative of the part described herein. It may be necessary to make modifications to the part and/or the documentation of the part, in order to implement improvements. Pasternack reserves the right to make such changes as required. Unless otherwise stated, all specifications are nominal. Pasternack does not make any representation or warranty regarding the suitability of the part described herein for any particular purpose, and Pasternack does not assume any liability arising out of the use of any part or documentation.

PE-SR405TN CAD Drawing

RG405 Tinned Coax Cable with Tinned Copper Outer Conductor



STANDARD TOLERANCES	
.X	±0.2
.XX	±0.01
.XXX	±0.005

*STANDARD TOLERANCES APPLY ONLY TO DIMENSIONS IN INCHES

PE

PASTERNAK[®]

THE ENGINEER'S RF SOURCE

Pasternack Enterprises, Inc.

P.O. Box 16759 | Irvine | CA | 92623

Phone: (949) 261-1920 | Fax: (949) 261-7451

Website: www.pasternack.com | E-Mail: sales@pasternack.com

DWG TITLE	PE-SR405TN
CAGE CODE	53919

NOTES: 1. UNLESS OTHERWISE SPECIFIED ALL DIMENSIONS ARE NOMINAL. 2. ALL SPECIFICATIONS ARE SUBJECT TO CHANGE WITHOUT NOTICE AT ANY TIME. 3. DIMENSIONS ARE IN INCHES [mm].	CAD FILE	11/28/17	SCALE	N/A	SIZE	A	CN2245
---	----------	----------	-------	-----	------	---	--------