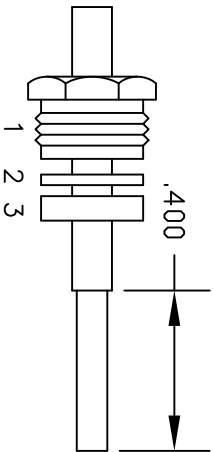
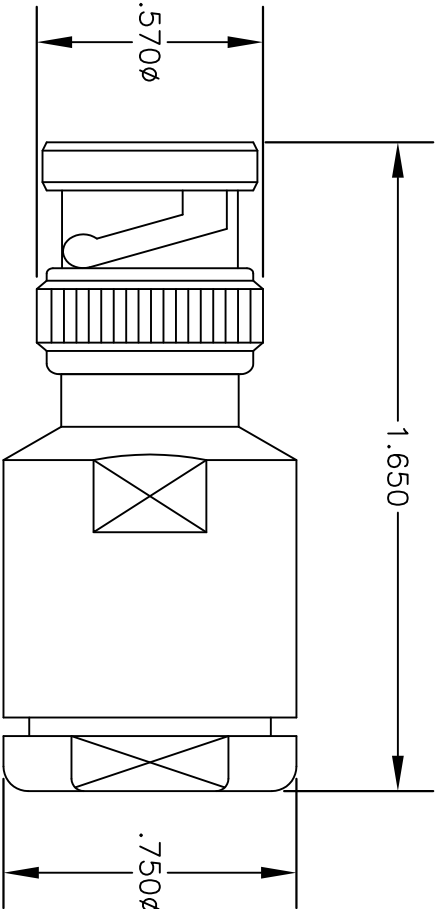


MATERIALS	
BODY	BRASS NICKEL PLATED
CONTACT	GOLD PLATED
INSULATOR	PTFE
SOLDER ADAPTER	BRASS GOLD PLATED

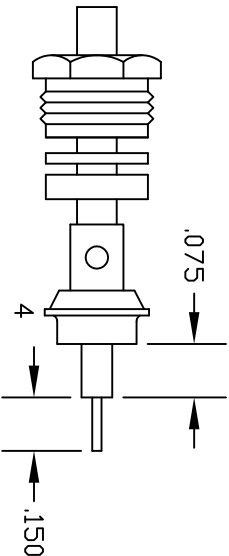


ASSEMBLY (A)

1. SLIDE CLAMP NUT (1), WASHER (2) & GASKET (3) OVER CABLE. STRIP CABLE AS SHOWN IN ASSEMBLY (A). DO NOT CUT DIELECTRIC.

2. SLIDE ADAPTER (4) OVER CABLE UNTIL ADAPTER (4) BOTTOMS ON OUTER CONDUCTOR. SOLDER ADAPTER (4) TO OUTER CONDUCTOR USING MINIMUM HEAT.

3. STRIP CABLE AS SHOWN IN ASSEMBLY (B). SOLDER CONTACT TO CENTER CONDUCTOR. SLIDE ASSEMBLY FORWARD & TIGHTEN TO BODY.



ASSEMBLY (B)

ASSEMBLY PROCEDURES



PASTERNAK ENTERPRISES®
ESTABLISHED 1972

COAXIAL & FIBER OPTICS

PASTERNAK ENTERPRISES, INC.
P.O. BOX 16759, IRVINE, CA 92623
PHONE (949) 261-1920 FAX (949) 261-7451
WEB ADDRESS: www.pasternack.com
E-MAIL ADDRESS: sales@pasternack.com

DES. BNC MALE CLAMP ATTACHMENT FOR
RG401, PE-SR401AL & PE-SR401FL

DWG TITLE		DES.	
PE4380		BNC MALE CLAMP ATTACHMENT FOR RG401, PE-SR401AL & PE-SR401FL	
SIZE A	FSCM NO. 53919	CAD FILE	051002
		SCALE	N/A
			127

NOTES:

1. UNLESS OTHERWISE SPECIFIED ALL DIMENSIONS ARE NOMINAL.
2. ALL SPECIFICATIONS ARE SUBJECT TO CHANGE WITHOUT NOTICE AT ANY TIME.



N Male Connector Clamp/Solder Attachment
For PE-SR401AL, PE-SR401FL, RG401

TECHNICAL DATA SHEET

PE4434

Configuration

Connector	N Male
Connector Interface Type	PE-SR401AL, PE-SR401FL, RG401
Attachment Method (Shield/Contact)	Clamp/Solder
Body Style	Straight

Electrical Specifications

Impedance	50 Ohms
-----------	---------

Mechanical Specifications

Size

Length	1.5 in [38.1 mm]
Width/Dia.	0.75 in [19.05 mm]
Weight	0.151 lbs [68.49 g]

Connector

Type	N Male
Contact Material and Plating	Brass, Gold
Body Material and Plating	Brass, Nickel
Dielectric Type	Teflon

Compliance Certifications (visit www.Pasternack.com for current document)

RoHS Compliant

Plotted and Other Data

Notes:

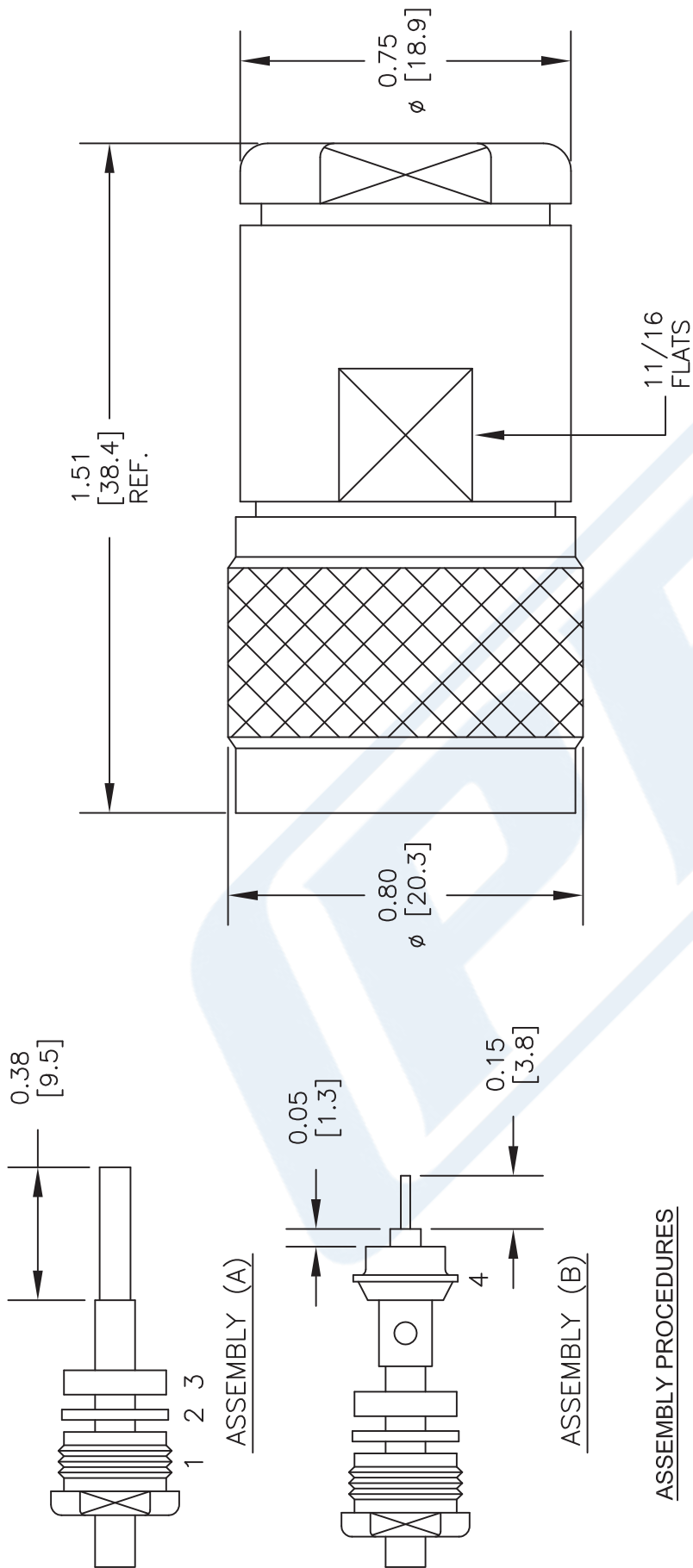
- Values at +25 °C, sea level

N Male Connector Clamp/Solder Attachment For PE-SR401AL, PE-SR401FL, RG401 from Pasternack Enterprises has same day shipment for domestic and International orders. Our RF, microwave and millimeter wave products maintain a 99% availability and are part of the broadest selection in the industry.

Click the following link (or enter part number in "SEARCH" on website) to obtain additional part information including price, inventory and certifications: [N Male Connector Clamp/Solder Attachment For PE-SR401AL, PE-SR401FL, RG401 PE4434](http://www.pasternack.com/n-male-standard-pe-sr401al-pe-sr401fl-rg401-connector-pe4434-p.aspx)

URL: <http://www.pasternack.com/n-male-standard-pe-sr401al-pe-sr401fl-rg401-connector-pe4434-p.aspx>

The information contained in this document is accurate to the best of our knowledge and representative of the part described herein. It may be necessary to make modifications to the part and/or the documentation of the part, in order to implement improvements. Pasternack reserves the right to make such changes as required. Unless otherwise stated, all specifications are nominal. Pasternack does not make any representation or warranty regarding the suitability of the part described herein for any particular purpose, and Pasternack does not assume any liability arising out of the use of any part or documentation.



ASSEMBLY PROCEDURES

1. SLIDE CLAMP NUT (1), WASHER (2) & GASKET (3) OVER CABLE. STRIP CABLE AS SHOWN IN ASSEMBLY (A). DO NOT CUT DIELECTRIC.
2. SLIDE ADAPTER (4) OVER CABLE UNTIL ADAPTER (4) BOTTOMS ON OUTER CONDUCTOR. SOLDER ADAPTER (4) TO OUTER CONDUCTOR USING MINIMUM HEAT.
3. STRIP CABLE AS SHOWN IN ASSEMBLY (B). SOLDER CONTACT TO CENTER CONDUCTOR. SLIDE ASSEMBLY FORWARD & TIGHTEN TO BODY.

DWG TITLE

PE4434

NOTES:

1. UNLESS OTHERWISE SPECIFIED ALL DIMENSIONS ARE NOMINAL.
2. ALL SPECIFICATIONS ARE SUBJECT TO CHANGE WITHOUT NOTICE AT ANY TIME.
3. DIMENSIONS ARE IN INCHES [mm].
4. FITS MIL-C-17 AND EQUIVALENT CABLES.

FSCM NO. 53919

CAD FILE 050614

SCALE N/A

SIZE A

2233

PE PASTERNAK
THE ENGINEER'S RF SOURCE

Pasternack Enterprises, Inc.

P.O. Box 16759 | Irvine | CA | 92623

Phone: (949) 261-1920 | Fax: (949) 261-7451

Website: www.pasternack.com | E-Mail: sales@pasternack.com

RG401 Coax Cable with Copper

TECHNICAL DATA SHEET

RG401/U

RG401 Coax Cable with Copper

Configuration

Inner Conductor Material and Plating	Copper, Silver
Dielectric Type	PTFE
Shield Materials	Copper
Jacket Material and Color	Tan

Electrical Specifications

Impedance, Ohms	50
Velocity of Propagation, %	69.5
Maximum Operating Frequency, GHz	20
Capacitance, pF/ft [pF/m]	29.6 [97.11]
Maximum Operating Voltage, Volts	3,000
Dielectric Withstanding Voltage, Vrms	7,500

Electrical Specifications by Frequency

Frequency 1

Frequency, MHz	1000
Attenuation, dB/100ft [dB/100m]	7.5 [24.61]
Power Handling, KWatts	1,400

Frequency 2

Frequency, GHz	10
Attenuation, dB/100ft [dB/100m]	33 [108.27]
Power Handling, Watts	350

Frequency 3

Frequency, GHz	20
Attenuation, dB/100ft [dB/100m]	48 [157.48]
Power Handling, Watts	200

Mechanical Specifications

Temperature

Operating Range, deg C	-55 to +125
------------------------	-------------

Inner Conductor

Number of Strands	1
Material	Copper
Plating	Silver
Diameter, in [mm]	0.064 [1.63]

Click the following link (or enter part number in "SEARCH" on website) to obtain additional part information including price, inventory and certifications: [RG401 Coax Cable with Copper RG401/U](#)

The information contained in this document is accurate to the best of our knowledge and representative of the part described herein. It may be necessary to make modifications to the part and/or the documentation of the part, in order to implement improvements. Pasternack reserves the right to make such changes as required. Unless otherwise stated, all specifications are nominal.

RG401 Coax Cable with Copper

TECHNICAL DATA SHEET

RG401/U

Dielectric:

Type	PTFE
Diameter, in [mm]	0.209 [5.31]

Shield:

Number of	1
Material 1	Copper
Diameter, in [mm]	0.25 [6.35]

Jacket:

Color	Tan
One Time Minimum Bend Radius, in [mm]	0.25 [6.35]
Weight, lbs/ft [Kg/m]	0.105 [0.16]

Compliance Certifications (visit www.Pasternack.com for current document)

RoHS Compliant	Yes
----------------	-----

Plotted and Other Data

Notes:	Values at 25 °C, sea level
--------	----------------------------

RG401 Coax Cable with Copper from Pasternack Enterprises has same day shipment for domestic and International orders. Our RF, microwave and fiber optic products maintain a 99% availability and are part of the broadest selection in the industry.

Click the following link (or enter part number in "SEARCH" on website) to obtain additional part information including price, inventory and certifications: [RG401 Coax Cable with Copper RG401/U](#)

URL: <http://www.pasternack.com/semirigid-0.250-rg401-50-ohm-coax-cable-copper-rg401-u-p.aspx>

The information contained in this document is accurate to the best of our knowledge and representative of the part described herein. It may be necessary to make modifications to the part and/or the documentation of the part, in order to implement improvements. Pasternack reserves the right to make such changes as required. Unless otherwise stated, all specifications are nominal.

PASTERNAK ENTERPRISES RG401/U

IMPEDANCE: 50 OHMS
INNER CONDUCTOR DIAMETER: .0641"
INNER CONDUCTOR MATERIAL: SILVER COVERED COPPER
DIELECTRIC DIAMETER: .209"
DIELECTRIC MATERIAL: SOLID POLYTETRAFLUOROETHYLENE
OUTER DIAMETER: .250"
OUTER SHIELD: BARE COPPER TUBE
OPERATING TEMPERATURE: - 55° TO + 150° C
MAX OPERATING VOLTAGE (VOLTS RMS): 3,000

NOMINAL ATTENUATION (PER 100 FEET)

1 GHz	7.5 dB
10 GHz	33.0 dB
20 GHz	48.00 dB

MAXIMUM POWER HANDLING (AVERAGE POWER IN WATTS)

1 GHz	1,400
10 GHz	350
20 GHz	200



PASTERNAK ENTERPRISES, INC.
P.O BOX 16759, IRVINE, CA 92623
PHONE (949) 261-1920 FAX (949) 261-7451
WEB ADDRESS: www.pasternack.com
E-MAIL ADDRESS: sales@pasternack.com
COAXIAL & FIBER OPTICS

DWG TITLE

RG401/U

NOTES:
1. UNLESS OTHERWISE SPECIFIED ALL DIMENSIONS ARE NOMINAL.
2. ALL SPECIFICATIONS ARE SUBJECT TO CHANGE WITHOUT NOTICE AT ANY TIME.
3. DIMENSIONS ARE IN INCHES [mm].

REV. B

FSCM NO. 53919

CAD FILE 070512

SCALE N/A

SIZE A

2233