



1.85mm Male Connector Clamp/Solder Attachment for PE-P086, PE-P086LL

RF Connectors Technical Data Sheet

PE45005

Configuration

- 1.85mm Male Connector
- 50 Ohms
- Straight Body Geometry
- PE-P086, PE-P086LL Interface Type
- Clamp/Solder Attachment
- 5/16 inch Hex

Features

- Gold over Nickel Plated Beryllium Copper Contact
- 50 μ m minimum contact plating

Applications

- General Purpose Test
- Custom Cable Assemblies

Description

Pasternack's PE45005 1.85mm male connector with clamp/solder attachment for PE-P086 and PE-P086LL is part of our full line of RF components available for same-day shipping.

Our 1.85mm male connector PE45005 datasheet specifications and drawing with dimensions are shown below in this PDF. Pasternack's broad catalog of RF, microwave and millimeter wave connectors allows designers to configure and customize their signal connections however they like. Whether the need is to provide an I/O for a board design, or simply create a custom cable assembly configuration, Pasternack has the right connector for the job. Pasternack can also expertly build your custom cable assemblies for you and ship same-day.

Mechanical Specifications

Size	
Length	0.915 in [23.24 mm]
Width/Dia.	0.375 in [9.53 mm]
Weight	0.018 lbs [8.16 g]

Material Specifications

Description	Material	Plating
Contact	Beryllium Copper	Gold over Nickel 50 μ m minimum
Insulation	PPE	
Body	Passivated Stainless Steel	SAE-AMS-2700
Coupling Nut	Passivated Stainless Steel	SAE-AMS-2700

Click the following link (or enter part number in "SEARCH" on website) to obtain additional part information including price, inventory and certifications: [1.85mm Male Connector Clamp/Solder Attachment for PE-P086, PE-P086LL PE45005](#)



1.85mm Male Connector Clamp/Solder
Attachment for PE-P086, PE-P086LL

RF Connectors Technical Data Sheet

PE45005

Compliance Certifications (see [product page](#) for current document)

Plotted and Other Data

Notes:

1.85mm Male Connector Clamp/Solder Attachment for PE-P086, PE-P086LL from Pasternack Enterprises has same day shipment for domestic and International orders. Our RF, microwave and millimeter wave products maintain a 99% availability and are part of the broadest selection in the industry.

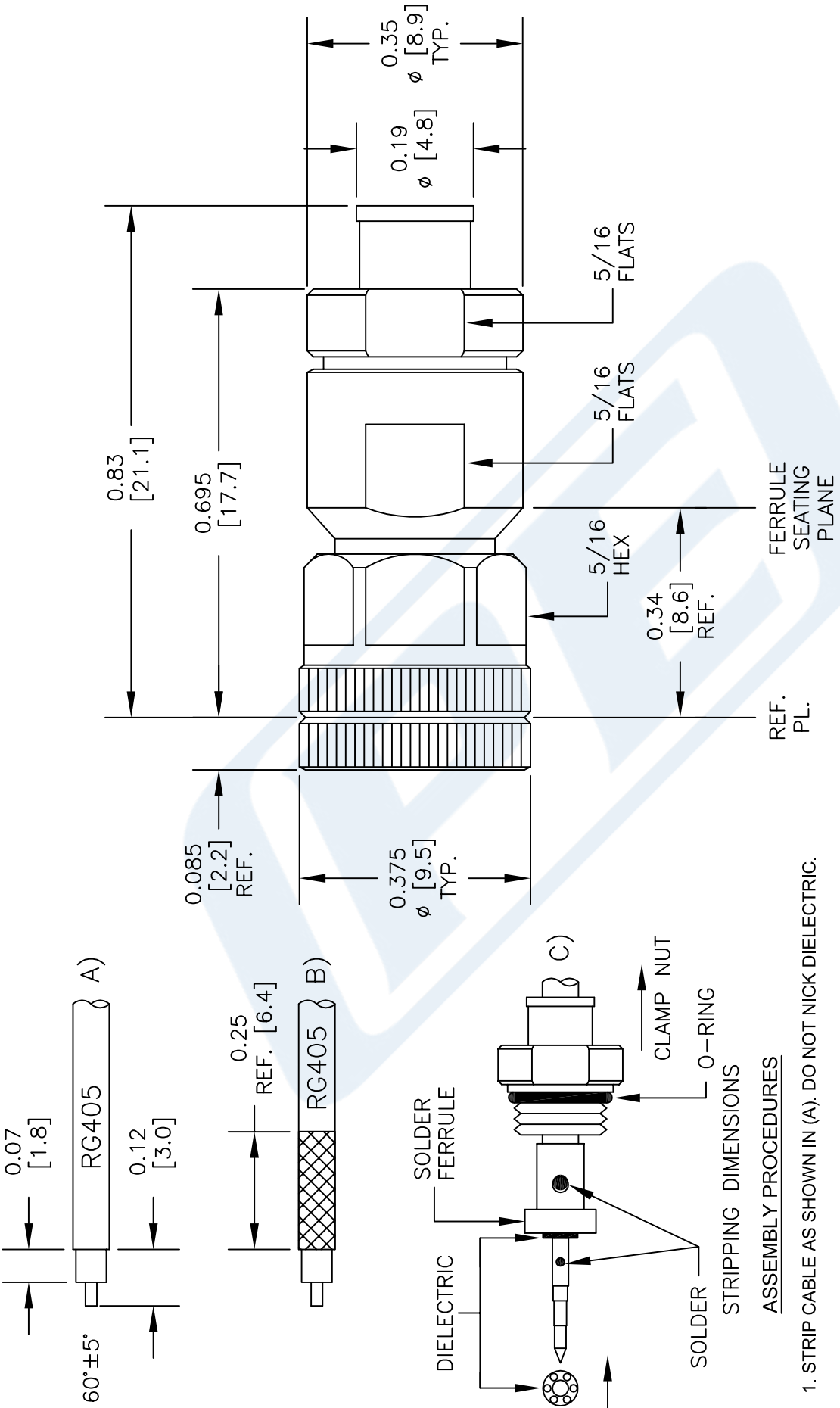
Click the following link (or enter part number in "SEARCH" on website) to obtain additional part information including price, inventory and certifications: [1.85mm Male Connector Clamp/Solder Attachment for PE-P086, PE-P086LL PE45005](#)

URL: <https://www.pasternack.com/1.85mm-male-standard-pe-p086-connector-pe45005-p.aspx>

The information contained in this document is accurate to the best of our knowledge and representative of the part described herein. It may be necessary to make modifications to the part and/or the documentation of the part, in order to implement improvements. Pasternack reserves the right to make such changes as required. Unless otherwise stated, all specifications are nominal. Pasternack does not make any representation or warranty regarding the suitability of the part described herein for any particular purpose, and Pasternack does not assume any liability arising out of the use of any part or documentation.

PE45005 CAD Drawing

1.85mm Male Connector Clamp/Solder Attachment for PE-P086, PE-P086LL



- REF. PL.
- FERRULE SEATING PLANE
- 5/16 HEX
- 5/16 FLATS
- 5/16 FLATS
- 0.34 [8.6] REF.
- 0.085 [2.2] REF.
- 0.375 [9.5] TYP.
- 0.12 [3.0]
- 0.07 [1.8]
- 60°±5°
- RG405
- RG405
- 0.25 [6.4] REF.
- SOLDER FERRULE
- DIELECTRIC
- CLAMP NUT
- O-RING
- SOLDER
- STRIPPING DIMENSIONS
- ASSEMBLY PROCEDURES
1. STRIP CABLE AS SHOWN IN (A). DO NOT NICK DIELECTRIC.
 2. PRE-TIN CABLE JACKET TO APPROXIMATE DIMENSION AS SHOWN IN (B).
 3. INSERT CABLE THRU ADAPTER UNTIL IT BOTTOMS OUT. SOLDER OUTER CONDUCTOR TO ADAPTER & TRIM DIELECTRIC FLUSHED TO THE INSERT.
 4. SCREW ASSEMBLY INTO BODY & TIGHTEN NUT.

DWG TITLE
PE45005

NOTES:
1. UNLESS OTHERWISE SPECIFIED ALL DIMENSIONS ARE NOMINAL.
2. ALL SPECIFICATIONS ARE SUBJECT TO CHANGE WITHOUT NOTICE AT ANY TIME.
3. DIMENSIONS ARE IN INCHES [mm].
4. FITS MIL-C-17 AND EQUIVALENT CABLES.

P**ASTERNACK**
THE ENGINEER'S RF SOURCE
Pasternack Enterprises, Inc.
P.O. Box 16759 | Irvine | CA | 92623
Phone: (949) 261-1920 | Fax: (949) 261-7451
Website: www.pasternack.com | E-Mail: sales@pasternack.com

FSCM NO. 53919

CAD FILE 030414

SCALE N/A

SIZE A

150



SMP Female Connector Solder Attachment for .086 Microporous

TECHNICAL DATA SHEET

PE44917

Configuration

Connector	SMP Female
Connector Specification	MIL-STD-348
Connector Interface Type	.086 Microporous
Attachment Method (Shield/Contact)	Solder/Solder
Body Style	Straight

Electrical Specifications

Impedance	50 Ohms
-----------	---------

Mechanical Specifications

Size

Length	0.25 in [6.35 mm]
Width/Dia.	0.134 in [3.40 mm]
Weight	0.082 lbs [37.19 g]

Connector

Type	SMP Female
Contact Material and Plating	Beryllium Copper, Gold
Contact Plating Specification	MIL-G-45204
Body Material and Plating	Beryllium Copper, Gold
Body Plating Specification	MIL-G-45204
Dielectric Type	PTFE

Compliance Certifications (visit www.Pasternack.com for current document)

RoHS Compliant

Click the following link (or enter part number in "SEARCH" on website) to obtain additional part information including price, inventory and certifications: [SMP Female Connector Solder Attachment for .086 Microporous PE44917](#)



SMP Female Connector Solder Attachment for .086 Microporous

TECHNICAL DATA SHEET

PE44917

Plotted and Other Data

Notes:

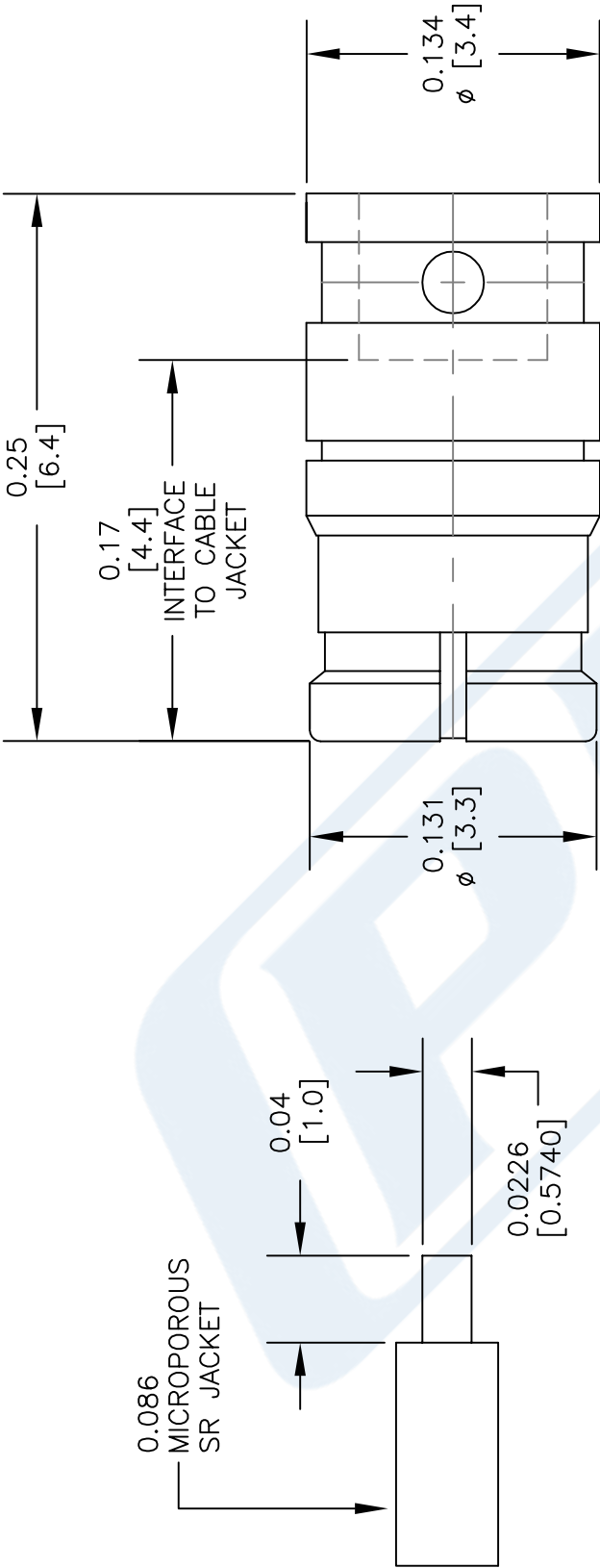
- Values at +25 °C, sea level

SMP Female Connector Solder Attachment for .086 Microporous from Pasternack Enterprises has same day shipment for domestic and International orders. Our RF, microwave and millimeter wave products maintain a 99% availability and are part of the broadest selection in the industry.

Click the following link (or enter part number in "SEARCH" on website) to obtain additional part information including price, inventory and certifications: [SMP Female Connector Solder Attachment for .086 Microporous PE44917](#)

URL: <http://www.pasternack.com/smp-female-standard-.086-microporous-connector-pe44917-p.aspx>

The information contained in this document is accurate to the best of our knowledge and representative of the part described herein. It may be necessary to make modifications to the part and/or the documentation of the part, in order to implement improvements. Pasternack reserves the right to make such changes as required. Unless otherwise stated, all specifications are nominal. Pasternack does not make any representation or warranty regarding the suitability of the part described herein for any particular purpose, and Pasternack does not assume any liability arising out of the use of any part or documentation.



DWG TITLE

PE44917

NOTES:
1. UNLESS OTHERWISE SPECIFIED ALL DIMENSIONS ARE NOMINAL.
2. ALL SPECIFICATIONS ARE SUBJECT TO CHANGE WITHOUT NOTICE AT ANY TIME.
3. DIMENSIONS ARE IN INCHES [mm].

FSCM NO. 53919

150

SIZE A

SCALE N/A

CAD FILE 032514

PE PASTERNAK®
THE ENGINEER'S RF SOURCE

Pasternack Enterprises, Inc.
P.O. Box 16759 | Irvine | CA | 92623
Phone: (949) 261-1920 | Fax: (949) 261-7451
Website: www.pasternack.com | E-Mail: sales@pasternack.com

Flexible PE-P086HF Coax Cable Double Shielded with Blue FEP Jacket

RF Cables Technical Data Sheet

PE-P086HF

Configuration

- Flexible Cable
- 2 Shield(s)

Description

Pasternack's PE-P086HF is a flexible, high frequency coaxial cable that provides similar loss characteristics to semi-rigid cable and low VSWR of 1.3:1 maximum up to 40 GHz. The low loss coax cable features silver-plated conductors and dual shields to maintain a shielding effectiveness of 110 dB. The size of the conductors for this low VSWR coax was specifically chosen to allow termination with standard connectors designed for M17/133-RG405 and other M17/133 cables. The outer shield is coated with a tough, chemical and heat resistant jacket. This PE-P086HF flexible low loss coaxial cable is a great choice for short length, high frequency system hook-up or jumper cable applications. The Pasternack coax cable can also be used as a replacement option for bent semi-rigid cable assemblies when length and routing are considered.

Electrical Specifications

Description	Minimum	Typical	Maximum	Units
Frequency Range	DC		40	GHz
Impedance		50 \pm 2		Ohms
Velocity of Propagation		70		%
Nominal Capacitance		29.4 [96.46]		pF/ft [pF/m]

Click the following link (or enter part number in "SEARCH" on website) to obtain additional part information including price, inventory and certifications: [Flexible PE-P086HF Coax Cable Double Shielded with Blue FEP Jacket PE-P086HF](#)

Flexible PE-P086HF Coax Cable Double Shielded with Blue FEP Jacket

RF Cables Technical Data Sheet

PE-P086HF

Performance by Frequency Band

Description	F1	F2	F3	F4	F5	Units
Frequency	0.4	1	2	2.4	3	GHz
Attenuation, Max	13.1	21.1	30.5	33.7	38	dB/100ft
	42.98	69.23	100.07	110.56	124.67	dB/100m
Attenuation, Typ	11.9	19.2	27.7	30.6	34.5	dB/100ft
	39.04	62.99	90.88	100.39	113.19	dB/100m

Description	F6	F7	F8	F9	F10	Units
Frequency	5	10	18	40		GHz
Attenuation, Max	50.3	74.3	104.6	170.3		dB/100ft
	165.03	243.77	343.18	558.73		dB/100m
Attenuation, Typ	45.7	67.5	95.1	154.8		dB/100ft
	149.93	221.46	312.01	507.87		dB/100m

Mechanical Specifications

Diameter	0.104 in [2.64 mm]
Weight	0.013 lbs/ft [0.02 Kg/m]
Min. Bend Radius (Installation)	0.52 in [13.21 mm]

Construction Specifications

Description	Material and Plating	Diameter
Inner Conductor	Copper Clad Steel, Silver, 1 Strands	0.02 in [0.51 mm]
Conductor Type	Solid	
Dielectric	PTFE	0.064 in [1.63 mm]
First Shield	Silver Plated Copper Tape	
Second Shield	Silver Plated Copper Braid	

Click the following link (or enter part number in "SEARCH" on website) to obtain additional part information including price, inventory and certifications: [Flexible PE-P086HF Coax Cable Double Shielded with Blue FEP Jacket PE-P086HF](#)

Flexible PE-P086HF Coax Cable Double
Shielded with Blue FEP Jacket

RF Cables Technical Data Sheet

PE-P086HF

Jacket	FEP, Blue	0.104 in [2.64 mm]
--------	-----------	--------------------

Environmental Specifications

Temperature

Operating Range -55 to +200 deg C

Compliance Certifications (see [product page](#) for current document)

Plotted and Other Data

Notes:

Flexible PE-P086HF Coax Cable Double Shielded with Blue FEP Jacket from Pasternack Enterprises has same day shipment for domestic and International orders. Our RF, microwave and millimeter wave products maintain a 99.4% availability and are part of the broadest selection in the industry.

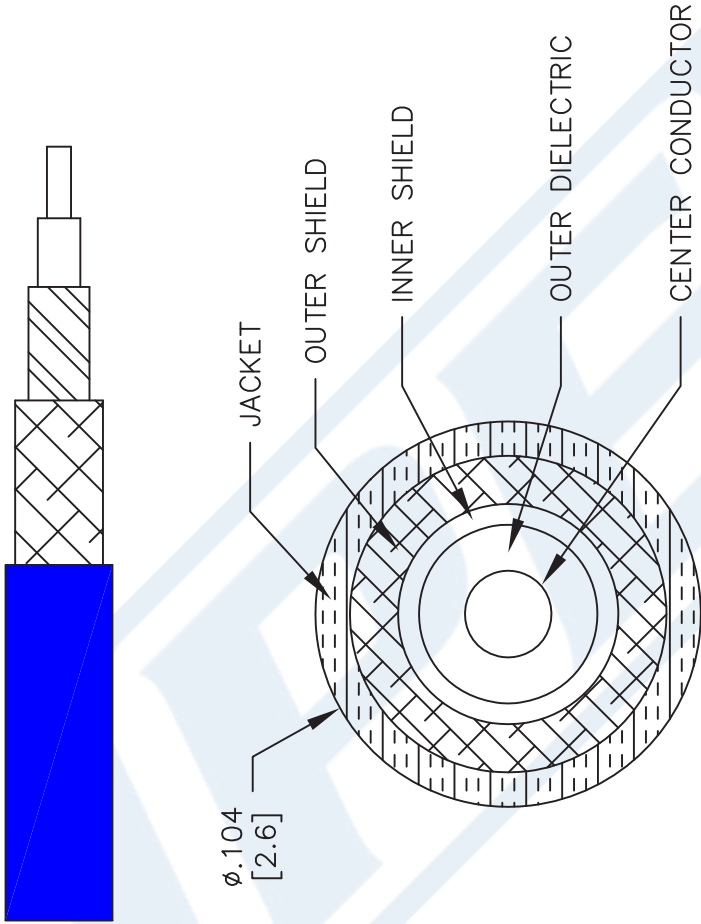
Click the following link (or enter part number in "SEARCH" on website) to obtain additional part information including price, inventory and certifications: [Flexible PE-P086HF Coax Cable Double Shielded with Blue FEP Jacket PE-P086HF](#)

URL: <https://www.pasternack.com/50-ohm-flexible-invalid-alias-fep-jacket-silver-plated-copper-tape-over-silver-plated-copper-braid-outer-conductor-double-shielded-blue-pe-p086hf-p.aspx>

The information contained in this document is accurate to the best of our knowledge and representative of the part described herein. It may be necessary to make modifications to the part and/or the documentation of the part, in order to implement improvements. Pasternack reserves the right to make such changes as required. Unless otherwise stated, all specifications are nominal. Pasternack does not make any representation or warranty regarding the suitability of the part described herein for any particular purpose, and Pasternack does not assume any liability arising out of the use of any part or documentation.

PE-P086HF CAD Drawing

Flexible PE-P086HF Coax Cable Double Shielded with Blue FEP Jacket



NOTES:
1. UNLESS OTHERWISE SPECIFIED ALL DIMENSIONS ARE NOMINAL.
2. ALL SPECIFICATIONS ARE SUBJECT TO CHANGE WITHOUT NOTICE AT ANY TIME.
3. DIMENSIONS ARE IN INCHES [mm].

DWG TITLE
PE-P086HF

CAGE CODE 53919

CAD FILE 041317

SCALE N/A

SIZE A

2233

PE PASTERNAK
THE ENGINEER'S RF SOURCE

Pasternack Enterprises, Inc.
P.O. Box 16759 | Irvine | CA | 92623
Phone: (949) 261-1920 | Fax: (949) 261-7451
Website: www.pasternack.com | E-Mail: sales@pasternack.com