



4.3-10 Male Low PIM Snap-On Connector Solder Attachment for SPP-250-LLPL, SPF-250, SPO-250, 1/4" Superflexible, PE-1/4SFHC

RF Connectors Technical Data Sheet



TC-250-4310MS-LP

Times Microwave Systems Connector Specification

Configuration

- Snap-On 4.3-10 Male Connector
- 50 Ohms
- Straight Body Geometry
- Connector Interface Types: SPP-250-LLPL, SPF-250, SPO-250, 1/4" Superflexible, PE-1/4SFHC
- Low PIM Design

Features

- Max. Operating Frequency 6 GHz
- Excellent VSWR of 1.25:1
- PIM levels lower than -160 dBc
- Silver Plated Brass Contact
- 5 µm contact plating

Applications

- General Purpose Test
- Custom Cable Assemblies
- Distributed Antenna Systems (DAS)
- Wireless Communications
- Low PIM Applications

Description

Times Microwave's TC-250-4310MS-LP 4.3-10 male snap-on connector offered by Pasternack with solder/solder attachment for Times' SPP-250-LLPL, SPF-250, SPO-250, 1/4" Superflexible and PE-1/4SFHC is part of our full line of RF components available for same-day shipping. Times Microwave's 4.3-10 male connector operates up to a maximum frequency of 6 GHz and offers excellent VSWR of 1.25:1. The Times 4.3-10 male connector also has low passive intermodulation of -160 dBc.

Times Microwave's 4.3-10 male connector TC-250-4310MS-LP datasheet specifications and drawing with dimensions are shown below in this PDF. Pasternack's broad catalog of RF, microwave and millimeter wave connectors allows designers to configure and customize their signal connections however they like. Whether the need is to provide an I/O for a board design, or simply create a custom cable assembly configuration, Pasternack has the right connector for the job. Pasternack can also expertly build your custom cable assemblies for you and ship same-day.

Electrical Specifications

Description	Minimum	Typical	Maximum	Units
Frequency Range	DC		6	GHz
VSWR			1.25:1	
Insertion Loss			0.25	dB
Passive Intermodulation			-160	dBc
Operating Voltage (DC)			1,000	Vdc
Dielectric Withstanding Voltage (AC)			1,000	Vrms
Insulation Resistance	5,000			MOhms

Click the following link (or enter part number in "SEARCH" on website) to obtain additional part information including price, inventory and certifications: [4.3-10 Male Low PIM Snap-On Connector Solder Attachment for SPP-250-LLPL, SPF-250, SPO-250, 1/4" Superflexible, PE-1/4SFHC TC-250-4310MS-LP](#)



4.3-10 Male Low PIM Snap-On Connector Solder Attachment for SPP-250-LLPL, SPF-250, SPO-250, 1/4" Superflexible, PE-1/4SFHC

RF Connectors Technical Data Sheet



TC-250-4310MS-LP

Performance by Frequency

Description	F1	F2	F3	F4	F5	Units
Frequency Range	DC to 3	3 to 6				GHz
VSWR, Max	1.15:1	1.25:1				

Electrical Specification Notes:
Insertion Loss is 0.1*sqrt(FGHz)

Mechanical Specifications

Size

Length	1.13 in [28.7 mm]
Width/Dia.	0.84 in [21.34 mm]
Height	0.84 in [21.34 mm]
Weight	0.0835 lbs [37.87 g]
Mating Cycles	500 Cycles
Mating Torque	44.25 in-lbs [5.00 Nm]
Cable Retention Force	113 lbs 51.26 kg

Material Specifications

Description	Material	Plating
Contact	Brass	Silver 5 µm
Insulation	PTFE	
Body	Brass	Tri-Metal 2 µm
Coupling Nut	Brass	Tri-Metal 2 µm
Gasket	Silicone	

Environmental Specifications

Temperature

Operating Range	-55 to +85 deg C
Shock	MIL-STD 202G, Method 213, Condition I
Vibration	MIL-STD 202G, Method 204, Condition B
Thermal Shock	MIL-STD 202G, Method 107, Condition B

Environmental Specification Notes:
IEC 60068 55/155/56

Click the following link (or enter part number in "SEARCH" on website) to obtain additional part information including price, inventory and certifications: [4.3-10 Male Low PIM Snap-On Connector Solder Attachment for SPP-250-LLPL, SPF-250, SPO-250, 1/4" Superflexible, PE-1/4SFHC TC-250-4310MS-LP](#)



4.3-10 Male Low PIM Snap-On Connector Solder Attachment for SPP-250-LLPL, SPF-250, SPO-250, 1/4" Superflexible, PE-1/4SFHC

RF Connectors Technical Data Sheet



TC-250-4310MS-LP

Compliance Certifications (see [product page](#) for current document)

Plotted and Other Data

Notes:

4.3-10 Male Low PIM Snap-On Connector Solder Attachment for SPP-250-LLPL, SPF-250, SPO-250, 1/4" Superflexible, PE-1/4SFHC from Pasternack Enterprises has same day shipment for domestic and International orders. Our RF, microwave and millimeter wave products maintain a 99.4% availability and are part of the broadest selection in the industry.

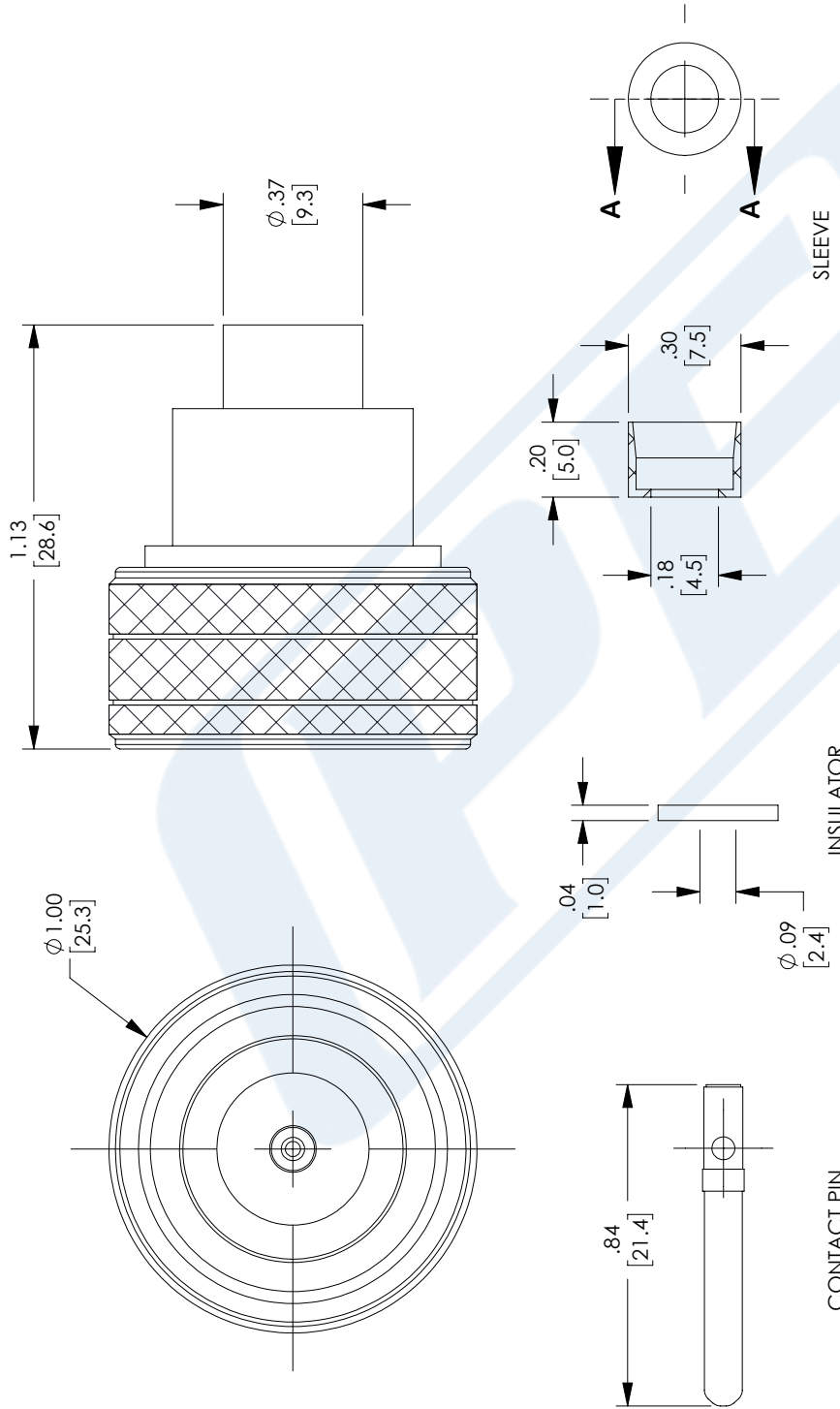
Click the following link (or enter part number in "SEARCH" on website) to obtain additional part information including price, inventory and certifications: [4.3-10 Male Low PIM Snap-On Connector Solder Attachment for SPP-250-LLPL, SPF-250, SPO-250, 1/4" Superflexible, PE-1/4SFHC TC-250-4310MS-LP](#)

URL: <https://www.pasternack.com/4.3-10-male-snap-on-spp-250-llpl-connector-tc-250-4310ms-lp-p.aspx>

The information contained in this document is accurate to the best of our knowledge and representative of the part described herein. It may be necessary to make modifications to the part and/or the documentation of the part, in order to implement improvements. Pasternack reserves the right to make such changes as required. Unless otherwise stated, all specifications are nominal. Pasternack does not make any representation or warranty regarding the suitability of the part described herein for any particular purpose, and Pasternack does not assume any liability arising out of the use of any part or documentation.

TIMES MICROWAVE SYSTEMS **TC-250-4310MS-LP CAD Drawing**
 4.3-10 Male Low PIM Snap-On Connector Solder Attachment for SPP-
 250-LLPL, SPF-250, SPO-250, 1/4" Superflexible, PE-1/4SFHC

REVISIONS			
REV.	DESCRIPTION	DATE	APPROVED
A	INITIAL RELEASE	03/10/2021	SELLIS



THIRD-ANGLE PROJECTION

THE INFORMATION AND DESIGN IN THIS DOCUMENT IS THE PROPERTY OF PASTERNAK CORPORATION ALL RIGHTS RESERVED.

SHEET 1 OF 1

SCALE N/A

PASTERNACK
an INFINITI® brand

Pasternack Enterprises, Inc.
 P.O. Box 16759, Irvine, CA 92623.
 Phone: 1.949.261.1920 | 1.866.727.8376
 Fax: 1.949.261.7451
 Website: www.pasternack.com
 E-mail: sales@pasternack.com

UNLESS OTHERWISE SPECIFIED
 LEADING DIMENSIONS ARE INCHES
 DIMENSIONS IN [] ARE MILLIMETERS

TOLERANCES:

.X = ± .2	[5.08]	FRACTIONS
.XX = ± .02	[.51]	± 1/32
.XXX = ± .005	[.13]	ANGLES ± 1°

CABLE LENGTH (L) TOLERANCES:

L ≤ 12 [305]	± .125 [-0]
12 [305] < L ≤ 60 [1524]	± .25 [-0]
60 [1524] < L ≤ 120 [3048]	± .50 [-0]
120 [3048] < L ≤ 300 [7620]	± 1.0 [-0]
300 [7620] < L	± 5% [-0]

ALL DIMENSIONS SHOWN
 ARE FOR REFERENCE ONLY.

THESE COMMODITIES, TECHNOLOGY OR SOFTWARE WERE EXPORTED FROM THE UNITED STATES IN ACCORDANCE WITH THE EXPORT ADMINISTRATION REGULATIONS. DIVERSION CONTRARY TO U.S. LAW PROHIBITED.



NEX10 Male Low PIM Connector Solder Attachment for PE-1/4SFHC, SPP-250-LLPL, SPO-250, SPF-250

RF Connectors Technical Data Sheet

PE45668

Configuration

- NEX10 Male Connector
- 50 Ohms
- Straight Body Geometry

- Connector Interface Types: PE-1/4SFHC, SPP-250-LL-PL, SPO-250, SPF-250
- Low PIM Design

Features

- Max. Operating Frequency 6 GHz
- PIM levels lower than -160 dBc

- Silver Plated Brass Contact

Applications

- General Purpose Test
- Custom Cable Assemblies
- Wireless Communications
- Low PIM Applications

Description

Pasternack's PE45668 NEX10 male connector with solder/solder attachment for PE-1/4SFHC, SPP-250-LLPL, SPO-250 and SPF-250 is part of our full line of RF components available for same-day shipping. Our NEX10 male connector operates up to a maximum frequency of 6 GHz. The NEX10 male connector also has low passive intermodulation of -160 dBc.

Our NEX10 male connector PE45668 datasheet specifications and drawing with dimensions are shown below in this PDF. Pasternack's broad catalog of RF, microwave and millimeter wave connectors allows designers to configure and customize their signal connections however they like. Whether the need is to provide an I/O for a board design, or simply create a custom cable assembly configuration, Pasternack has the right connector for the job. Pasternack can also expertly build your custom cable assemblies for you and ship same-day.

Electrical Specifications

Description	Minimum	Typical	Maximum	Units
Frequency Range	DC		6	GHz
Passive Intermodulation			-160	dBc
Dielectric Withstanding Voltage (AC)			750	Vrms

Performance by Frequency

Description	F1	F2	F3	F4	F5	Units
Frequency Range	DC to 3	3 to 6				GHz
VSWR, Max	1.15:1	1.25:1				

Click the following link (or enter part number in "SEARCH" on website) to obtain additional part information including price, inventory and certifications: [NEX10 Male Low PIM Connector Solder Attachment for PE-1/4SFHC, SPP-250-LLPL, SPO-250, SPF-250 PE45668](#)



NEX10 Male Low PIM Connector Solder Attachment for
PE-1/4SFHC, SPP-250-LLPL, SPO-250, SPF-250

RF Connectors
Technical Data Sheet

PE45668

Mechanical Specifications

Size

Length	0.87 in [22.1 mm]
Width/Dia.	0.47 in [11.94 mm]
Weight	0.02 lbs [9.07 g]

Material Specifications

Description	Material	Plating
Contact	Brass	Silver
Insulation	PTFE	
Body	Brass	Tri-Metal
Coupling Nut	Brass	Tri-Metal
O-Ring	Silicone	

Environmental Specifications

Temperature

Operating Range	-40 to +155 deg C
-----------------	-------------------

Compliance Certifications (see [product page](#) for current document)

Plotted and Other Data

Notes:

Click the following link (or enter part number in "SEARCH" on website) to obtain additional part information including price, inventory and certifications: [NEX10 Male Low PIM Connector Solder Attachment for PE-1/4SFHC, SPP-250-LLPL, SPO-250, SPF-250 PE45668](#)



NEX10 Male Low PIM Connector Solder Attachment for PE-1/4SFHC, SPP-250-LLPL, SPO-250, SPF-250

RF Connectors Technical Data Sheet

PE45668

NEX10 Male Low PIM Connector Solder Attachment for PE-1/4SFHC, SPP-250-LLPL, SPO-250, SPF-250 from Pasternack Enterprises has same day shipment for domestic and International orders. Our RF, microwave and millimeter wave products maintain a 99.4% availability and are part of the broadest selection in the industry.

Click the following link (or enter part number in "SEARCH" on website) to obtain additional part information including price, inventory and certifications: [NEX10 Male Low PIM Connector Solder Attachment for PE-1/4SFHC, SPP-250-LLPL, SPO-250, SPF-250 PE45668](https://www.pasternack.com/nex10-male-pe-1-4sfhc-spp-250-llpl-connector-pe45668-p.aspx)

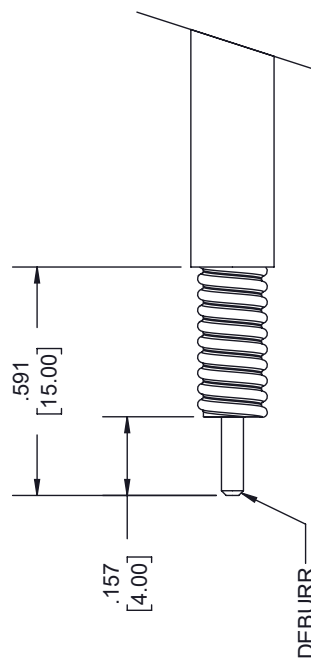
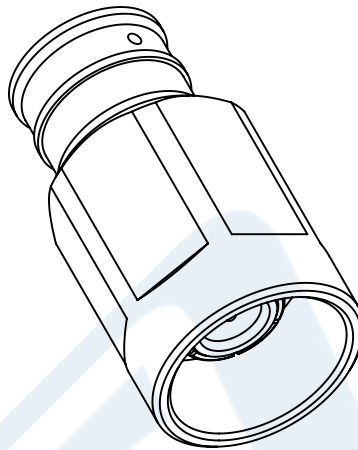
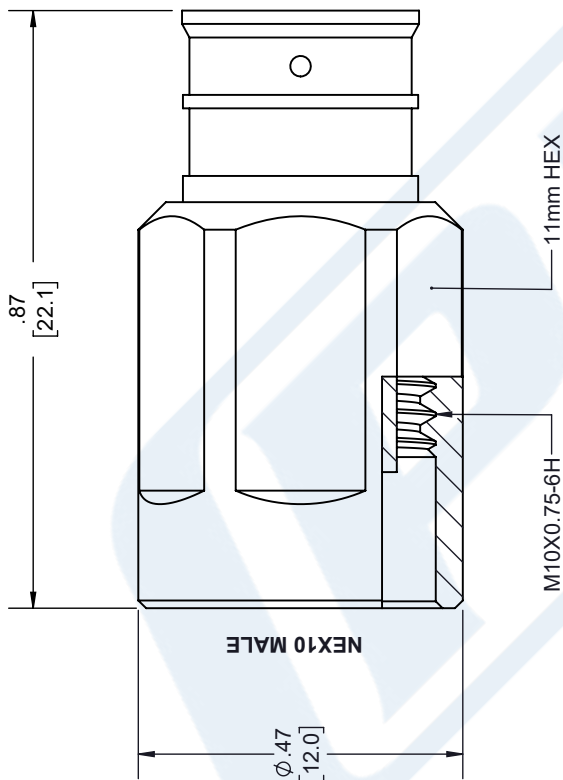
URL: <https://www.pasternack.com/nex10-male-pe-1-4sfhc-spp-250-llpl-connector-pe45668-p.aspx>

The information contained in this document is accurate to the best of our knowledge and representative of the part described herein. It may be necessary to make modifications to the part and/or the documentation of the part, in order to implement improvements. Pasternack reserves the right to make such changes as required. Unless otherwise stated, all specifications are nominal. Pasternack does not make any representation or warranty regarding the suitability of the part described herein for any particular purpose, and Pasternack does not assume any liability arising out of the use of any part or documentation.

PE45668 CAD Drawing

NEX10 Male Low PIM Connector Solder Attachment for PE-1/4SFHC, SPP-250-LLPL, SPO-250, SPF-250

REVISIONS			
REV.	DESCRIPTION	DATE	APPROVED
A	INITIAL RELEASE	1/11/2021	S. ELLIS



STRIPPING DIMENSIONS

NOTES:

- CABLE ATTACHMENT:
 - OUTER: SOLDER.
 - INNER: SOLDER.

UNLESS OTHERWISE SPECIFIED
LEADING DIMENSIONS ARE INCHES
DIMENSIONS IN [] ARE MILLIMETERS

TOLERANCES:	
.X = ±.2	[5.08]
.XX = ±.02	[.51]
.XXX = ±.005	[.13]
CABLE LENGTH (L) TOLERANCES:	
L ≤ 12 [305]	±.1 [25] / -0
12 [305] < L ≤ 60 [1524]	±.2 [51] / -0
60 [1524] < L ≤ 120 [3048]	±.4 [102] / -0
120 [3048] < L ≤ 300 [7620]	±.6 [152] / -0
300 [7620] < L	±.5% / -0

ALL DIMENSIONS SHOWN
ARE FOR REFERENCE ONLY.



THIRD-ANGLE PROJECTION
THE INFORMATION AND
DESIGN IN THIS DOCUMENT
IS THE PROPERTY OF
PASTERNAK CORPORATION
ALL RIGHTS RESERVED.

SHEET 1 OF 1

SCALE N/A

REV A



Pasternack Enterprises, Inc.
P.O. Box 16759, Irvine, CA 92623.
Phone: 1.949.261.1920 | 1.866.727.8376
Fax: 1.949.261.7451
Website: www.pasternack.com
E-mail: sales@pasternack.com

ITEM NO. PE45668

THESE COMMODITIES, TECHNOLOGY OR SOFTWARE WERE EXPORTED FROM THE UNITED STATES IN ACCORDANCE WITH THE EXPORT ADMINISTRATION REGULATIONS. DIVERSION CONTRARY TO U.S. LAW PROHIBITED.



Low Loss SPO-250 Rated Corrugated Coax Cable with Black PE Jacket Superflexible Outdoor Rated

RF Cables Technical Data Sheet



SPO-250

Times Microwave Systems Coax Cable Specification

Configuration

- Low Loss Corrugated Cable
- 1 Shield(s)

Features

- PIM < -160 dBc
- Lightweight and Super Flexible
- Low Loss Dielectric 83% VoP
- Shielding > 100 dB
- Durable Black Polyethylene Outer Jacket
- Outdoor Rated

Applications

- Distributed Antenna Systems (DAS)
- Antenna Installations
- Small Cell
- Outdoor Applications
- Commutation Tower Install

Description

SPO-250 low loss outdoor rated coax cable by Times Microwave is part of our full line of RF components available for same-day shipping. The SPO-250 coaxial cable features a low loss dielectric with an 83% velocity of propagation (VoP), solid copper center conductor and a helically corrugated, copper outer conductor. These features combine to make the Times Microwave SPO-250 a super flexible, low PIM coax cable that is well suited for use as an antenna jumper cable, Distributed Antenna Systems (DAS), small cell, and other outdoor applications. The tough, black polyethylene jacket provides moisture and UV protection and is suitable for outdoor use.

Our datasheet specifications and drawing with dimensions for Times Microwave SPO-250 coax cable are shown below in this PDF. Whether the need is to provide a low PIM jumper connection, low PIM feeder cable or simply create a custom cable assembly configuration, Pasternack has the right SPO-250 cable assembly for the job. See our web site to find the right connector cable combination for your application.

Electrical Specifications

Description	Minimum	Typical	Maximum	Units
Frequency Range	DC		5.8	GHz
Impedance		50		Ohms
Velocity of Propagation		83		%
Passive Intermodulation			-160	dBc
Nominal Capacitance		24 [78.74]		pF/ft [pF/m]
Nominal Inductance		0.054 [0.18]		uH/ft [uH/m]

Click the following link (or enter part number in "SEARCH" on website) to obtain additional part information including price, inventory and certifications: [Low Loss SPO-250 Rated Corrugated Coax Cable with Black PE Jacket Superflexible Outdoor Rated SPO-250](#)



Low Loss SPO-250 Rated Corrugated Coax Cable with Black PE Jacket Superflexible Outdoor Rated

RF Cables Technical Data Sheet


SPO-250

Performance by Frequency Band

Description	F1	F2	F3	F4	F5	Units
Frequency	0.45	1.5	2	2.5	5.8	GHz
Attenuation, Typ	4.1	7.8	9.13	10.33	16.65	dB/100ft
	13.45	25.59	29.95	33.89	54.63	dB/100m
Input Power (CW), Max	1,110	580	500	440	280	Watts

Mechanical Specifications

Diameter	0.303 in [7.7 mm]
Weight	0.052 lbs/ft [0.08 Kg/m]
Min. Bend Radius (Installation)	1.25 in [31.75 mm]
Bending Moment	0.5 lbs-ft [0.68 N-m]

Construction Specifications

Description	Material and Plating	Diameter
Inner Conductor	Copper Clad Aluminum1	0.075 in 1.91 mm
Conductor Type	Solid	
Dielectric	Foam PE	0.177 in 4.5 mm
Outer Conductor	Copper Corrugated	0.252 in 6.4 mm
Jacket	PE, Black	0.303 in [7.7 mm]

Environmental Specifications

Temperature Operating Range	-40 to +85 deg C
--------------------------------	------------------

Click the following link (or enter part number in "SEARCH" on website) to obtain additional part information including price, inventory and certifications: [Low Loss SPO-250 Rated Corrugated Coax Cable with Black PE Jacket Superflexible Outdoor Rated SPO-250](#)



Low Loss SPO-250 Rated Corrugated Coax Cable with Black PE Jacket Superflexible Outdoor Rated

RF Cables Technical Data Sheet

**SPO-250**

Compliance Certifications (see [product page](#) for current document)

Plotted and Other Data

Notes:

Low Loss SPO-250 Rated Corrugated Coax Cable with Black PE Jacket Superflexible Outdoor Rated from Pasternack Enterprises has same day shipment for domestic and International orders. Our RF, microwave and millimeter wave products maintain a 99.4% availability and are part of the broadest selection in the industry.

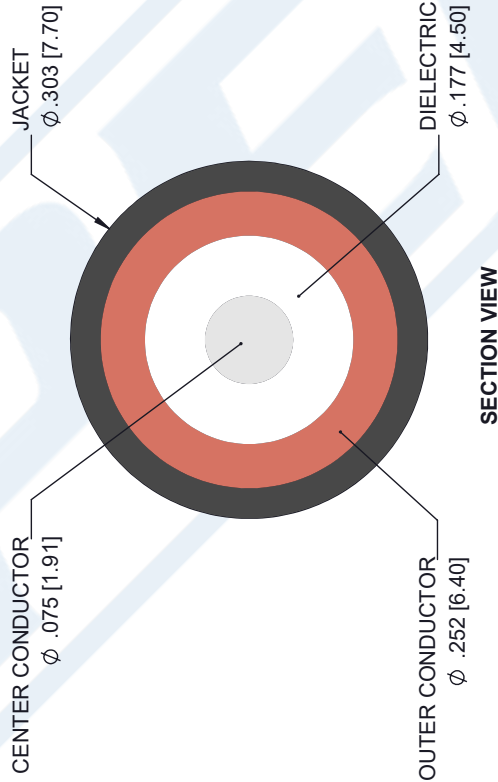

Click the following link (or enter part number in "SEARCH" on website) to obtain additional part information including price, inventory and certifications: [Low Loss SPO-250 Rated Corrugated Coax Cable with Black PE Jacket Superflexible Outdoor Rated SPO-250](#)

URL: <https://www.pasternack.com/low-loss-corrugated-spo250-pe-jacket-spo-250-p.aspx>

The information contained in this document is accurate to the best of our knowledge and representative of the part described herein. It may be necessary to make modifications to the part and/or the documentation of the part, in order to implement improvements. Pasternack reserves the right to make such changes as required. Unless otherwise stated, all specifications are nominal. Pasternack does not make any representation or warranty regarding the suitability of the part described herein for any particular purpose, and Pasternack does not assume any liability arising out of the use of any part or documentation.

TIMES MICROWAVE SYSTEMS **SPO-250 CAD Drawing**
 Low Loss SPO-250 Rated Corrugated Coax Cable with
 Black PE Jacket Superflexible Outdoor Rated

REVISIONS			
REV.	DESCRIPTION	DATE	APPROVED
A	INITIAL RELEASE	03/04/19	S. ELLIS



UNLESS OTHERWISE SPECIFIED LEADING DIMENSIONS ARE IN INCHES DIMENSIONS IN [] ARE MILLIMETERS		[PE] PASTERNAK an INFINITI brand Pasternack Enterprises, Inc. P.O. Box 16759, Irvine, CA 92623. Phone: 1.949.261.1920 1.866.727.8376 Fax: 1.949.261.7451 www.pasternack.com e-mail: sales@pasternack.com		THE INFORMATION AND DESIGN IN THIS DOCUMENT IS THE PROPERTY OF PASTERNAK CORPORATION. ALL RIGHTS RESERVED.	
TOLERANCES: X \pm .2 [5.08] XX \pm .01 [.25] XXX \pm .005 [1.3]	FRACTIONS +1/32 ANGLES \pm 1°	SHEET 1 OF 1 SCALE N/A		REV A	
ALL DIMENSIONS SHOWN ARE FOR REFERENCE ONLY. THIRD ANGLE PROJECTION		DRAWN BY K.DANG PART NUMBER SPO-250		REV A	

THESE COMMODITIES, TECHNOLOGY OR SOFTWARE WERE EXPORTED FROM THE UNITED STATES IN ACCORDANCE WITH THE EXPORT ADMINISTRATION REGULATIONS. DIVERSION CONTRARY TO U.S. LAW PROHIBITED.