



## 75 Ohm BNC Male Connector Crimp/Solder Attachment for RG6

### RF Connectors Technical Data Sheet

**PE4598**

#### Configuration

- BNC Male Connector
- 75 Ohms
- Straight Body Geometry
- RG6 Interface Type
- Crimp/Solder Attachment

#### Features

- Max. Operating Frequency 1,000 MHz
- Good VSWR of 1.3:1
- Gold Plated Brass Contact
- 30  $\mu$ m minimum contact plating

#### Applications

- General Purpose Test
- Custom Cable Assemblies

#### Description

Pasternack's PE4598 75 ohm BNC male connector crimp/solder attachment for RG6 is part of our full line of RF components available for same-day shipping. Our BNC male connector operates up to a maximum frequency of 1,000 MHz and offers good VSWR of 1.3:1.

Our 75 ohm BNC male connector PE4598 datasheet specifications and drawing with dimensions are shown below in this PDF. Pasternack's broad catalog of RF, microwave and millimeter wave connectors allows designers to configure and customize their signal connections however they like. Whether the need is to provide an I/O for a board design, or simply create a custom cable assembly configuration, Pasternack has the right connector for the job. Pasternack can also expertly build your custom cable connector assemblies for you and ship same-day.

#### Electrical Specifications

Description	Minimum	Typical	Maximum	Units
Frequency Range	DC		1,000	MHz
VSWR			1.3:1	
Operating Voltage (AC)			500	Vrms

#### Mechanical Specifications

##### Size

Length	1.122 in [28.5 mm]
Width/Dia.	0.571 in [14.50 mm]
Weight	0.028 lbs [12.7 g]

Click the following link (or enter part number in "SEARCH" on website) to obtain additional part information including price, inventory and certifications: [75 Ohm BNC Male Connector Crimp/Solder Attachment for RG6 PE4598](#)



## 75 Ohm BNC Male Connector Crimp/Solder Attachment for RG6

## RF Connectors Technical Data Sheet

PE4598

**Material Specifications**

Description	Material	Plating
Contact	Brass	Gold 30 µin minimum
Insulation	PTFE	
Body	Brass	Nickel 100 µin minimum
Coupling Nut	Brass	Nickel 100 µin minimum
Crimp Sleeve	Brass	Nickel

**Environmental Specifications****Temperature**

Operating Range -65 to +165 deg C

**Compliance Certifications** (see [product page](#) for current document)**Plotted and Other Data**

Notes:

75 Ohm BNC Male Connector Crimp/Solder Attachment for RG6 from Pasternack Enterprises has same day shipment for domestic and International orders. Our RF, microwave and millimeter wave products maintain a 99% availability and are part of the broadest selection in the industry.

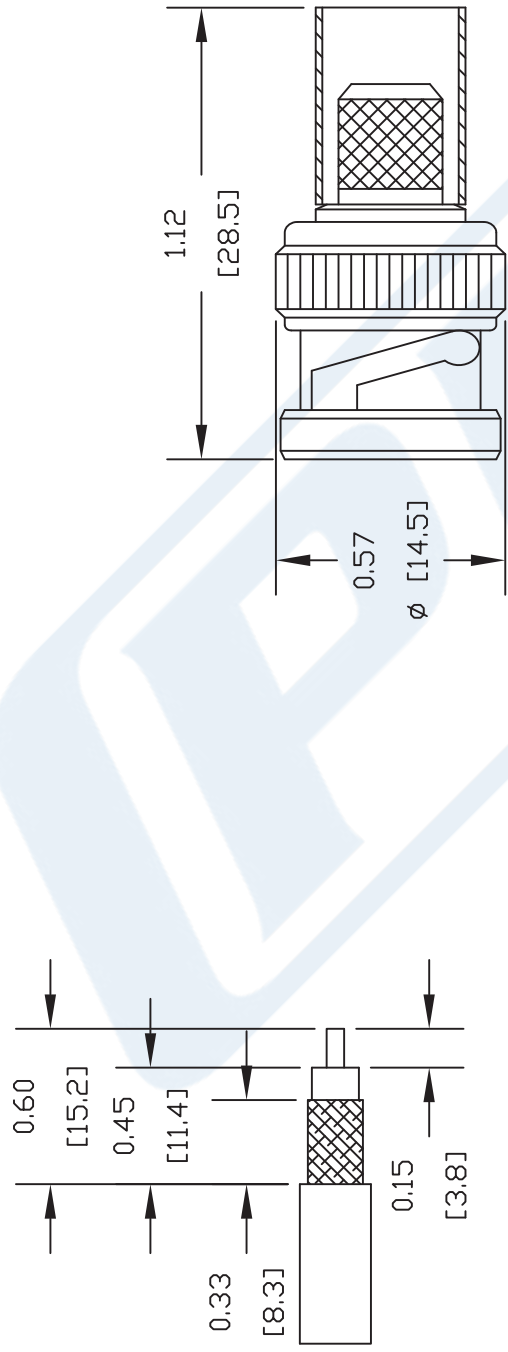
Click the following link (or enter part number in "SEARCH" on website) to obtain additional part information including price, inventory and certifications: [75 Ohm BNC Male Connector Crimp/Solder Attachment for RG6 PE4598](#)

URL: <https://www.pasternack.com/bnc-male-standard-rg6-connector-pe4598-p.aspx>

The information contained in this document is accurate to the best of our knowledge and representative of the part described herein. It may be necessary to make modifications to the part and/or the documentation of the part, in order to implement improvements. Pasternack reserves the right to make such changes as required. Unless otherwise stated, all specifications are nominal. Pasternack does not make any representation or warranty regarding the suitability of the part described herein for any particular purpose, and Pasternack does not assume any liability arising out of the use of any part or documentation.

PE4598 CAD Drawing

75 Ohm BNC Male Connector Crimp/Solder Attachment for RG6



STRIPPING DIMENSIONS

CRIMP SIZES REQUIRED

CONTACT: .068" HEX CRIMP TOOL  
FERRULE: .324" HEX CRIMP TOOL

- NOTES:
- 1. UNLESS OTHERWISE SPECIFIED ALL DIMENSIONS ARE NOMINAL.
  - 2. ALL SPECIFICATIONS ARE SUBJECT TO CHANGE WITHOUT NOTICE AT ANY TIME.
  - 3. DIMENSIONS ARE IN INCHES [mm].
  - 4. FITS MIL-C-17 AND EQUIVALENT CABLES.

DWG TITLE  
**PE4598**

REV. - FSCM NO. 53919 CAD FILE 052402 SCALE N/A SIZE A 127

**PE PASTERNAK®**  
Pasternack Enterprises, Inc.  
P.O. Box 16759 | Irvine | CA | 92623  
Phone: (949) 261-1920 | Fax: (949) 261-7451  
Website: [www.pasternack.com](http://www.pasternack.com) | E-Mail: [sales@pasternack.com](mailto:sales@pasternack.com)



## 75 Ohm TNC Female Bulkhead Mount Connector Clamp/ Solder Attachment for RG6, .480 inch D Hole

### RF Connectors Technical Data Sheet

**PE44173**

#### Configuration

- TNC Female Connector
- MIL-STD-348
- 75 Ohms
- Straight Body Geometry
- RG6 Interface Type
- Clamp/Solder Attachment
- Bulkhead

#### Features

- Silver Plated Contact
- Contact plating according to QQ-S-365

#### Applications

- General Purpose Test
- Rack and Panel Mount Applications
- Custom Cable Assemblies

#### Description

Pasternack's PE44173 75 ohm TNC female bulkhead mount connector clamp/solder attachment for RG6, .480 inch D hole is part of our full line of RF components available for same-day shipping. This TNC bulkhead connector allows designers to create external connections on their product enclosures, and can be used in a variety of other rack mount and panel mount applications.

Our 75 ohm TNC female bulkhead connector PE44173 datasheet specifications and drawing with dimensions are shown below in this PDF. Pasternack's broad catalog of RF, microwave and millimeter wave connectors allows designers to configure and customize their signal connections however they like. Whether the need is to provide an I/O for a board design, or simply create a custom cable assembly configuration, Pasternack has the right connector for the job. Pasternack can also expertly build your custom cable connector assemblies for you and ship same-day.

#### Mechanical Specifications

##### Size

Length	1.53 in [38.86 mm]
Width/Dia.	0.75 in [19.05 mm]
Weight	0.096 lbs [43.54 g]

#### Material Specifications

Description	Material	Plating
Contact		Silver QQ-S-365
Insulation	PTFE	
Body	Brass	Nickel QQ-N-290

Click the following link (or enter part number in "SEARCH" on website) to obtain additional part information including price, inventory and certifications: [75 Ohm TNC Female Bulkhead Mount Connector Clamp/Solder Attachment for RG6, .480 inch D Hole PE44173](#)



## 75 Ohm TNC Female Bulkhead Mount Connector Clamp/ Solder Attachment for RG6, .480 inch D Hole

### RF Connectors Technical Data Sheet

PE44173

#### Environmental Specifications

##### Temperature

Operating Range

-65 to +165 deg C

**Compliance Certifications** (see [product page](#) for current document)

#### Plotted and Other Data

Notes:

75 Ohm TNC Female Bulkhead Mount Connector Clamp/Solder Attachment for RG6, .480 inch D Hole from Pasternack Enterprises has same day shipment for domestic and International orders. Our RF, microwave and millimeter wave products maintain a 99% availability and are part of the broadest selection in the industry.

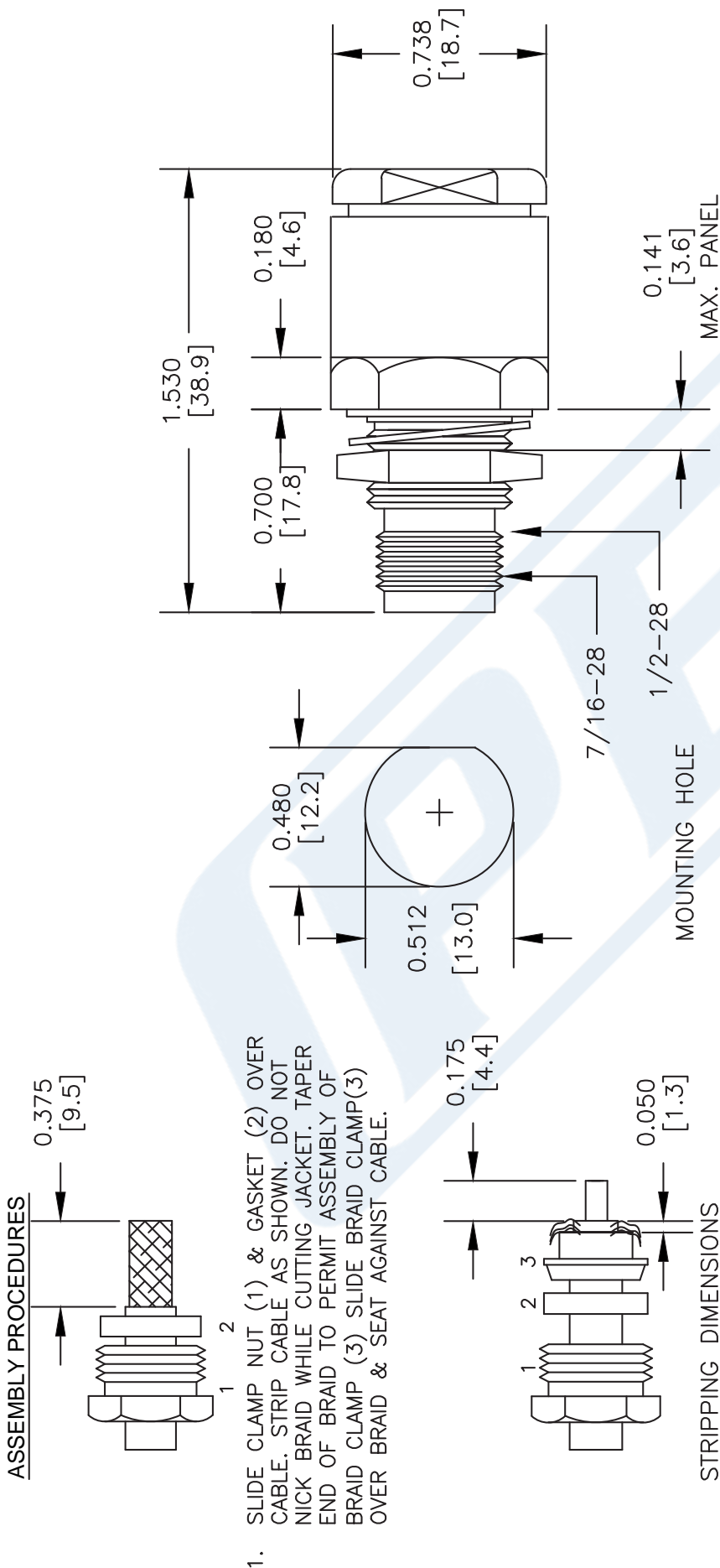
Click the following link (or enter part number in "SEARCH" on website) to obtain additional part information including price, inventory and certifications: [75 Ohm TNC Female Bulkhead Mount Connector Clamp/Solder Attachment for RG6, .480 inch D Hole PE44173](#)

URL: <https://www.pasternack.com/tnc-female-standard-rg6-connector-pe44173-p.aspx>

The information contained in this document is accurate to the best of our knowledge and representative of the part described herein. It may be necessary to make modifications to the part and/or the documentation of the part, in order to implement improvements. Pasternack reserves the right to make such changes as required. Unless otherwise stated, all specifications are nominal. Pasternack does not make any representation or warranty regarding the suitability of the part described herein for any particular purpose, and Pasternack does not assume any liability arising out of the use of any part or documentation.

# PE44173 CAD Drawing

75 Ohm TNC Female Bulkhead Mount Connector Clamp/  
Solder Attachment for RG6, .480 inch D Hole



NOTES:  
1. UNLESS OTHERWISE SPECIFIED ALL DIMENSIONS ARE NOMINAL.  
2. ALL SPECIFICATIONS ARE SUBJECT TO CHANGE WITHOUT NOTICE AT ANY TIME.  
3. DIMENSIONS ARE IN INCHES [mm].  
4. FITS MIL-C-17 AND EQUIVALENT CABLES.

DWG TITLE  
**PE44173**

FSCM NO. 53919

XXXX

SIZE A

SCALE N/A

CAD FILE 042210-A

**PE PASTERNAK®**  
Pasternack Enterprises, Inc.  
P.O. Box 16759 | Irvine | CA | 92623  
Phone: (949) 261-1920 | Fax: (949) 261-7451  
Website: www.pasternack.com | E-Mail: sales@pasternack.com



## 75 Ohm Flexible RG6 Coax Cable Double Shielded with Black PVC (NC) Jacket

### RF Cables Technical Data Sheet

**RG6A/U**

#### Configuration

- Flexible Cable
- 2 Shield(s)

#### Electrical Specifications

Description	Minimum	Typical	Maximum	Units
Frequency Range	DC		1,000	MHz
Impedance		75		Ohms
Velocity of Propagation		66		%
Shielding Effectiveness	90			dB
Operating Voltage (DC)			2,700	Vdc
Nominal Capacitance		20.6 [67.59]		pF/ft [pF/m]

#### Performance by Frequency Band

Description	F1	F2	F3	F4	F5	Units
Frequency	10	100	1,000			MHz
Attenuation, Typ	0.08	2.9	11			dB/100ft
	0.26	9.51	36.09			dB/100m

#### Mechanical Specifications

Diameter	0.332 in [8.43 mm]
Weight	0.085 lbs/ft [0.13 Kg/m]
Min. Bend Radius (Repeated)	3.5 in [88.9 mm]

#### Construction Specifications

Description	Material and Plating	Diameter
Inner Conductor	Copper Clad Steel, 1 Strands	0.029 in [0.74 mm]
Conductor Type	Solid	
Dielectric	PE	0.185 in [4.7 mm]
First Shield	Silver Plated Copper Braid	

Click the following link (or enter part number in "SEARCH" on website) to obtain additional part information including price, inventory and certifications: [75 Ohm Flexible RG6 Coax Cable Double Shielded with Black PVC \(NC\) Jacket RG6A/U](#)

## 75 Ohm Flexible RG6 Coax Cable Double Shielded with Black PVC (NC) Jacket

### RF Cables Technical Data Sheet

RG6A/U

Second Shield	Copper Braid	0.248 in [6.3 mm]
Jacket	PVC (NC), Black	0.332 in [8.43 mm]

#### Environmental Specifications

##### Temperature

Operating Range

-40 to +80 deg C

**Compliance Certifications** (see [product page](#) for current document)

#### Plotted and Other Data

Notes:

75 Ohm Flexible RG6 Coax Cable Double Shielded with Black PVC (NC) Jacket from Pasternack Enterprises has same day shipment for domestic and International orders. Our RF, microwave and millimeter wave products maintain a 99% availability and are part of the broadest selection in the industry.

Click the following link (or enter part number in "SEARCH" on website) to obtain additional part information including price, inventory and certifications: [75 Ohm Flexible RG6 Coax Cable Double Shielded with Black PVC \(NC\) Jacket RG6A/U](#)

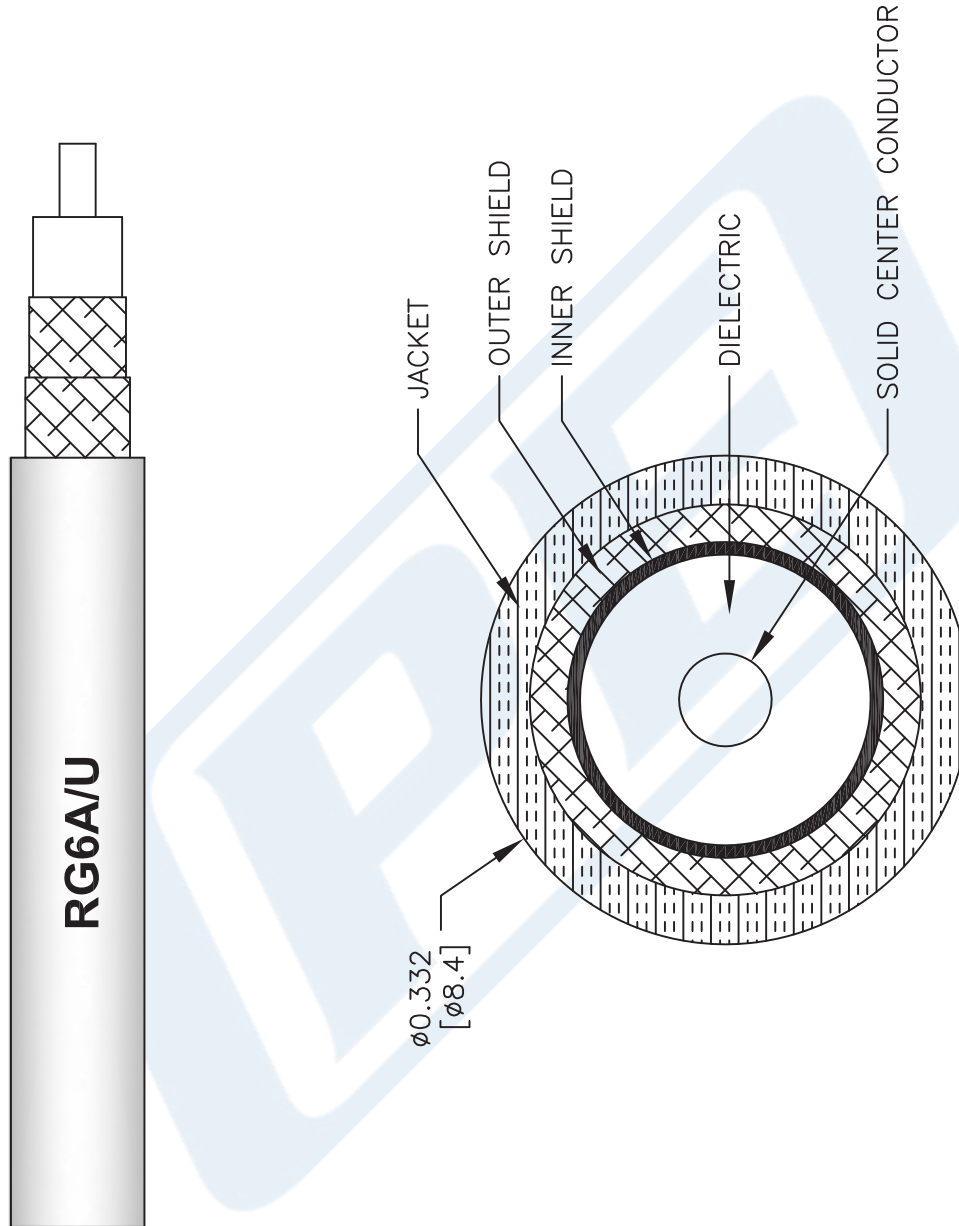
URL: <https://www.pasternack.com/flexible-0.332-rg6-75-ohm-coax-cable-pvc-jacket-rg6a-u-p.aspx>

The information contained in this document is accurate to the best of our knowledge and representative of the part described herein. It may be necessary to make modifications to the part and/or the documentation of the part, in order to implement improvements. Pasternack reserves the right to make such changes as required. Unless otherwise stated, all specifications are nominal. Pasternack does not make any representation or warranty regarding the suitability of the part described herein for any particular purpose, and Pasternack does not assume any liability arising out of the use of any part or documentation.



# RG6A/U CAD Drawing

75 Ohm Flexible RG6 Coax Cable Double Shielded with Black PVC (NC) Jacket



NOTES:  
 1. UNLESS OTHERWISE SPECIFIED ALL DIMENSIONS ARE NOMINAL.  
 2. ALL SPECIFICATIONS ARE SUBJECT TO CHANGE WITHOUT NOTICE AT ANY TIME.  
 3. DIMENSIONS ARE IN INCHES [mm].

DWG TITLE

**RG6A/U**

FSCM NO. 53919

CAD FILE 111816

SCALE N/A

SIZE A

41742

**PE PASTERNAK®**  
 THE ENGINEER'S RF SOURCE

Pasternack Enterprises, Inc.  
 P.O. Box 16759 | Irvine | CA | 92623  
 Phone: (949) 261-1920 | Fax: (949) 261-7451  
 Website: [www.pasternack.com](http://www.pasternack.com) | E-Mail: [sales@pasternack.com](mailto:sales@pasternack.com)