



NEX10 Male Low PIM Connector Solder Attachment for TFT-402, TFT-402-LF

RF Connectors Technical Data Sheet



TC-402-NX10M-LP

Times Microwave Systems Connector Specification

Configuration

- NEX10 Male Connector
- 50 Ohms
- Straight Body Geometry
- Connector Interface Types: TFT-402, TFT-402-LF
- Low PIM Design

Features

- Max. Operating Frequency 6 GHz
- Good VSWR of 1.3:1
- PIM levels lower than -160 dBc
- Silver Plated Brass Contact
- 100 µin contact plating

Applications

- General Purpose Test
- Custom Cable Assemblies
- Distributed Antenna Systems (DAS)
- Wireless Communications
- Low PIM Applications

Description

Pasternack's TC-402-NX10M-LP NEX10 male connector with solder/solder attachment for TFT-402 and TFT-402-LF is part of our full line of RF components available for same-day shipping. Our NEX10 male connector operates up to a maximum frequency of 6 GHz and offers good VSWR of 1.3:1. The NEX10 male connector also has low passive intermodulation of -160 dBc.

Our NEX10 male connector TC-402-NX10M-LP datasheet specifications and drawing with dimensions are shown below in this PDF. Pasternack's broad catalog of RF, microwave and millimeter wave connectors allows designers to configure and customize their signal connections however they like. Whether the need is to provide an I/O for a board design, or simply create a custom cable assembly configuration, Pasternack has the right connector for the job. Pasternack can also expertly build your custom cable assemblies for you and ship same-day.

Electrical Specifications

Description	Minimum	Typical	Maximum	Units
Frequency Range	DC		6	GHz
VSWR			1.3:1	
Insertion Loss			0.24	dB
Passive Intermodulation			-160	dBc
Operating Voltage (DC)			750	Vdc
Insulation Resistance	5,000			MOhms

Electrical Specification Notes:
Insertion Loss is $0.1 \times \sqrt{f(\text{GHz})}$

Click the following link (or enter part number in "SEARCH" on website) to obtain additional part information including price, inventory and certifications: [NEX10 Male Low PIM Connector Solder Attachment for TFT-402, TFT-402-LF TC-402-NX10M-LP](#)



NEX10 Male Low PIM Connector Solder Attachment for TFT-402, TFT-402-LF

RF Connectors Technical Data Sheet



TC-402-NX10M-LP

Mechanical Specifications

Size

Length 0.866 in [22 mm]
Width/Dia. 0.472 in [11.99 mm]

Mating Cycles 100 Cycles
Mating Torque 9 in-lbs [1.02 Nm]
Cable Retention Force 56 lbs [25.4 kg]

Material Specifications

Description	Material	Plating
Contact	Brass	Silver 100 µin
Insulation	PTFE	
Body	Brass	Silver 100 µin
Coupling Nut	Brass	Tri-Metal 100 µin
Gasket	Silicone Rubber	

Environmental Specifications

Temperature

Operating Range -40 to +125 deg C
Shock MIL-STD 202G, Meth. 213, Cond. I
Vibration MIL-STD 202G, Meth. 204, Cond. B
Thermal Shock MIL-STD 202G, Meth. 107, Cond. B

Environmental Specification Notes:
Climatic Class: IEC 60068 55/155/56

Compliance Certifications (see [product page](#) for current document)

Plotted and Other Data

Notes:

Click the following link (or enter part number in "SEARCH" on website) to obtain additional part information including price, inventory and certifications: [NEX10 Male Low PIM Connector Solder Attachment for TFT-402, TFT-402-LF TC-402-NX10M-LP](#)



NEX10 Male Low PIM Connector Solder Attachment for TFT-402, TFT-402-LF

RF Connectors Technical Data Sheet



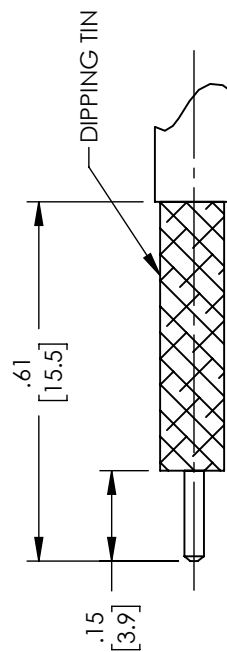
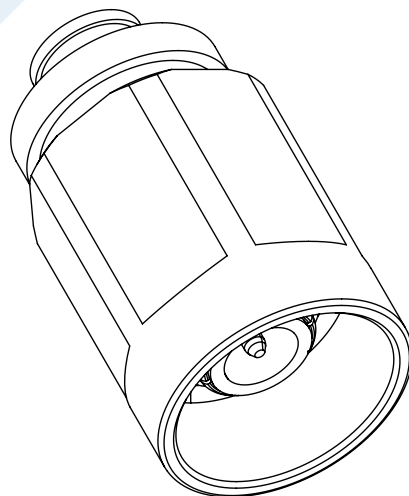
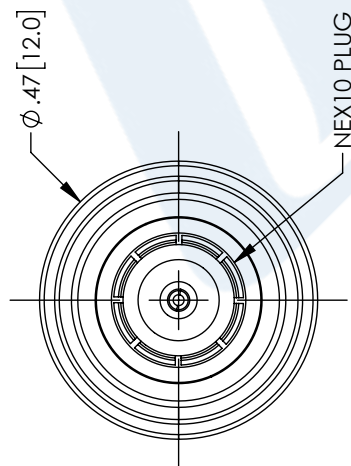
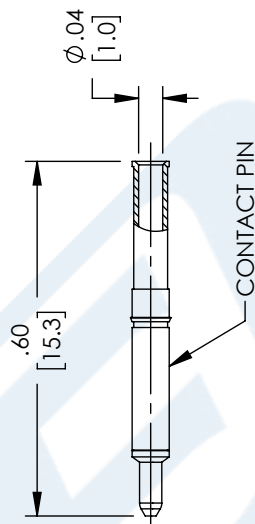
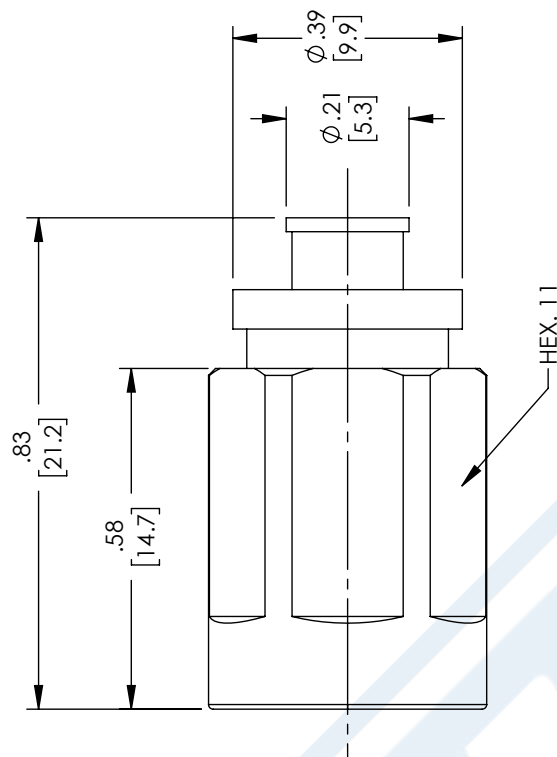
TC-402-NX10M-LP

NEX10 Male Low PIM Connector Solder Attachment for TFT-402, TFT-402-LF from Pasternack Enterprises has same day shipment for domestic and International orders. Our RF, microwave and millimeter wave products maintain a 99.4% availability and are part of the broadest selection in the industry.

Click the following link (or enter part number in "SEARCH" on website) to obtain additional part information including price, inventory and certifications: [NEX10 Male Low PIM Connector Solder Attachment for TFT-402, TFT-402-LF TC-402-NX10M-LP](https://www.pasternack.com/nex10-male-tft-402-connector-tc-402-nx10m-lp-p.aspx)

URL: <https://www.pasternack.com/nex10-male-tft-402-connector-tc-402-nx10m-lp-p.aspx>

The information contained in this document is accurate to the best of our knowledge and representative of the part described herein. It may be necessary to make modifications to the part and/or the documentation of the part, in order to implement improvements. Pasternack reserves the right to make such changes as required. Unless otherwise stated, all specifications are nominal. Pasternack does not make any representation or warranty regarding the suitability of the part described herein for any particular purpose, and Pasternack does not assume any liability arising out of the use of any part or documentation.



RECOMMENDED CABLE STRIPPING DIM'S
Connector adds: 15.9 mm [0.629"]

THIRD-ANGLE PROJECTION			THE INFORMATION AND DESIGN IN THIS DOCUMENT IS THE PROPERTY OF PASTERNAK CORPORATION ALL RIGHTS RESERVED.		SHEET 1 OF 1		SCALE 3:1		REV A	
TC-402-NX10M-LP										
UNLESS OTHERWISE SPECIFIED LEADING DIMENSIONS ARE INCHES DIMENSIONS IN [] ARE MILLIMETERS			PASTERNAK an INFINITI brand							
TOLERANCES:			Pasternack Enterprises, Inc. P.O Box 16759, Irvine, CA 92623. Phone: 1.949.261.1920 1.866.727.8376 Fax: 1.949.261.7451 Website: www.pasternack.com E-mail: sales@pasternack.com							
X = ±.2 [5.08] FRACTIONS			ITEM NO. TC-402-NX10M-LP							
.XX = ±.02 [.51] ± 1/32			DRAWN BY DMAY							
.XXX = ±.005 [.13] ANGLES ± 1°			CAGE CODE 53919							
CABLE LENGTH (L) TOLERANCES:			SIZE A							
L ≤ 12 [305] = +1 [25] / -0			DRAWN BY							
12 [305] < L ≤ 60 [1524] = +2 [51] / -0			CAGE CODE							
60 [1524] < L ≤ 120 [3048] = +4 [102] / -0			53919							
120 [3048] < L ≤ 300 [7620] = +6 [152] / -0			DMAY							
300 [7620] < L = +5% / -0			ALL DIMENSIONS SHOWN ARE FOR REFERENCE ONLY.							



7/16 DIN Male Low PIM Connector Solder Attachment for TFT-402, TFT-402-LF

RF Connectors Technical Data Sheet



TC-402-716M-LP

Times Microwave Systems Connector Specification

Configuration

- 7/16 DIN Male Connector
- 50 Ohms
- Straight Body Geometry
- Connector Interface Types: TFT-402, TFT-402-LF
- Low PIM Design

Features

- Max. Operating Frequency 6 GHz
- Excellent VSWR of 1.25:1
- PIM levels lower than -160 dBc
- Silver Plated Brass Contact
- 5 µm contact plating
- IP 67 Rated

Applications

- General Purpose Test
- Custom Cable Assemblies
- Distributed Antenna Systems (DAS)
- Wireless Communications
- Low PIM Applications

Description

Pasternack's TC-402-716M-LP 7/16 DIN male connector with solder/solder attachment for TFT-402 and TFT-402-LF is part of our full line of RF components available for same-day shipping. Our 7/16 DIN male connector operates up to a maximum frequency of 6 GHz and offers excellent VSWR of 1.25:1. The 7/16 DIN male connector also has low passive intermodulation of -160 dBc. The connector has an IP67 rating to protect against dust and temporary moisture protection under immersion conditions.

Our 7/16 DIN male connector TC-402-716M-LP datasheet specifications and drawing with dimensions are shown below in this PDF. Pasternack's broad catalog of RF, microwave and millimeter wave connectors allows designers to configure and customize their signal connections however they like. Whether the need is to provide an I/O for a board design, or simply create a custom cable assembly configuration, Pasternack has the right connector for the job. Pasternack can also expertly build your custom cable assemblies for you and ship same-day.

Electrical Specifications

Description	Minimum	Typical	Maximum	Units
Frequency Range	DC		6	GHz
VSWR			1.25:1	
Insertion Loss			0.1	dB
Passive Intermodulation			-160	dBc
Operating Voltage (DC)			1,000	Vdc
Inner Conductor DC Resistance			0.4	mOhms
Outer Conductor DC Resistance			1.5	mOhms
Insulation Resistance	5,000			MOhms

Click the following link (or enter part number in "SEARCH" on website) to obtain additional part information including price, inventory and certifications: [7/16 DIN Male Low PIM Connector Solder Attachment for TFT-402, TFT-402-LF TC-402-716M-LP](#)



7/16 DIN Male Low PIM Connector Solder Attachment for TFT-402, TFT-402-LF

RF Connectors Technical Data Sheet



TC-402-716M-LP

Electrical Specification Notes:
Insertion Loss is $0.1 \cdot \sqrt{f(\text{GHz})}$

Mechanical Specifications

Size

Length 1.141 in [28.98 mm]
Width/Dia. 1.25 in [31.75 mm]

Mating Torque 265 in-lbs [29.95 Nm]

Material Specifications

Description	Material	Plating
Contact	Brass	Silver 5 μm
Insulation	PTFE	
Body	Brass	Tri-Metal 3 μm
Coupling Nut	Brass	Tri-Metal 3 μm
Gasket	Silicone Rubber	

Environmental Specifications

Temperature

Operating Range -55 to +155 deg C
Ingress Protection (IP) Rating IP 67 Rated
Shock US MIL-STD 202, Meth. 213, Cond. I
Vibration US MIL-STD 202, Meth. 204, Cond. B
Thermal Shock US MIL-STD 202, Meth. 107, Cond. B

Environmental Specification Notes:
Weather Standard: TEC 60068 55/155/56

Compliance Certifications (see [product page](#) for current document)

Plotted and Other Data

Notes:

Click the following link (or enter part number in "SEARCH" on website) to obtain additional part information including price, inventory and certifications: [7/16 DIN Male Low PIM Connector Solder Attachment for TFT-402, TFT-402-LF TC-402-716M-LP](#)



7/16 DIN Male Low PIM Connector Solder Attachment for TFT-402, TFT-402-LF

RF Connectors Technical Data Sheet



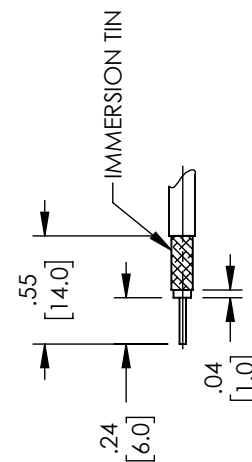
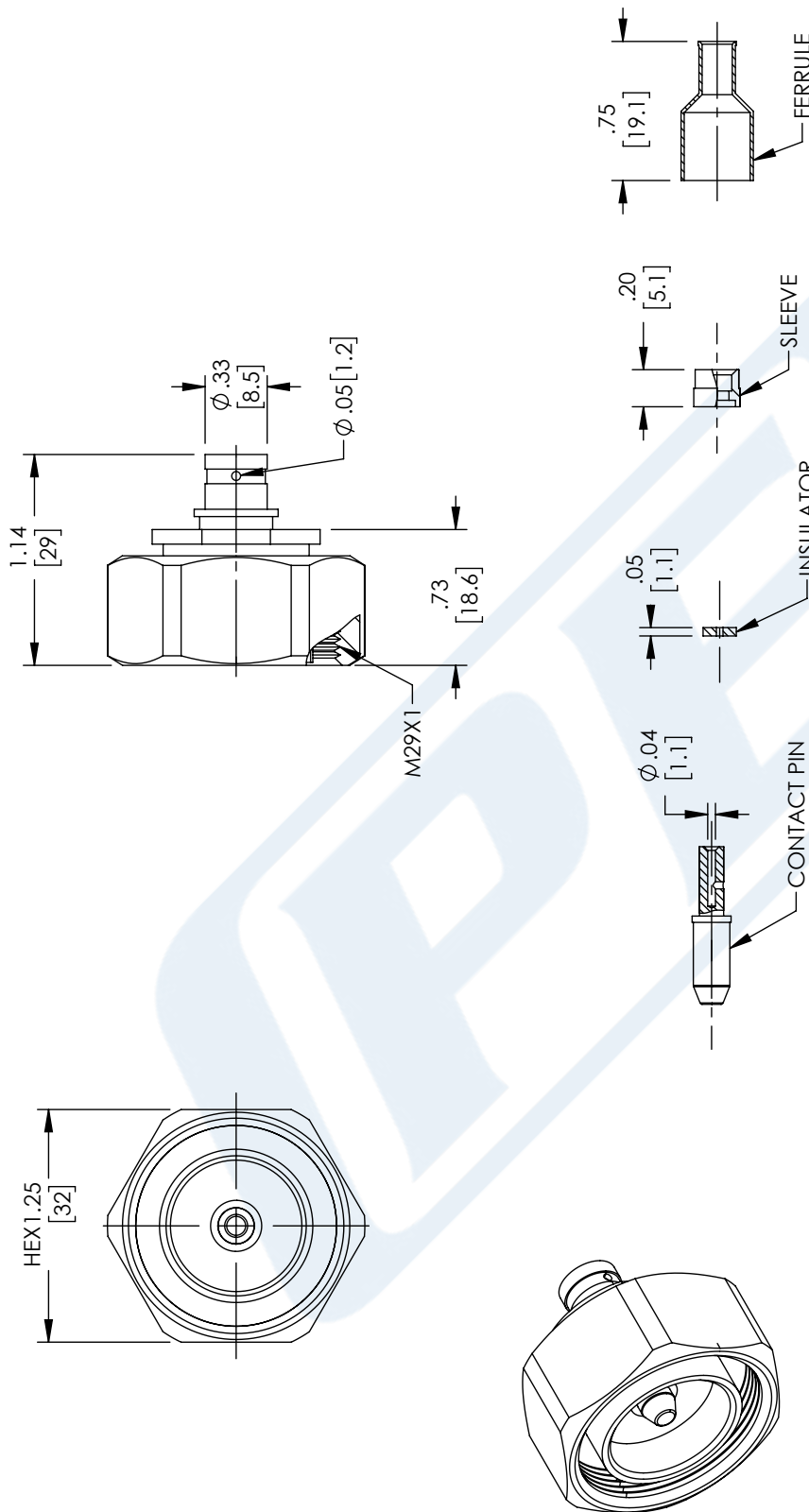
TC-402-716M-LP

7/16 DIN Male Low PIM Connector Solder Attachment for TFT-402, TFT-402-LF from Pasternack Enterprises has same day shipment for domestic and International orders. Our RF, microwave and millimeter wave products maintain a 99.4% availability and are part of the broadest selection in the industry.

Click the following link (or enter part number in "SEARCH" on website) to obtain additional part information including price, inventory and certifications: [7/16 DIN Male Low PIM Connector Solder Attachment for TFT-402, TFT-402-LF TC-402-716M-LP](https://www.pasternack.com/7-16-din-male-tft-402-connector-tc-402-716m-lp-p.aspx)

URL: <https://www.pasternack.com/7-16-din-male-tft-402-connector-tc-402-716m-lp-p.aspx>

The information contained in this document is accurate to the best of our knowledge and representative of the part described herein. It may be necessary to make modifications to the part and/or the documentation of the part, in order to implement improvements. Pasternack reserves the right to make such changes as required. Unless otherwise stated, all specifications are nominal. Pasternack does not make any representation or warranty regarding the suitability of the part described herein for any particular purpose, and Pasternack does not assume any liability arising out of the use of any part or documentation.



VICE JAW OF
OUTER CONDUCT

RECOMMENDED CABLE STRIPPING DIM'S

UNLESS OTHERWISE SPECIFIED
LEADING DIMENSIONS ARE IN INCHES
DIMENSIONS IN [] ARE IN MILLIMETERS

TOLERANCES:

FRACTIONS	ANGLES
X = ± .2 [5.08]	± 1/32
.XX = ± .02 [.51]	± 1/16
.XXX = ± .005 [.13]	± 1/64

CABLE LENGTH (L) TOLERANCES:

L	TOLERANCE
L ≤ 12 [305]	± .125 [3.18]
12 [305] < L ≤ 60 [1524]	± .125 [3.18]
60 [1524] < L ≤ 120 [3048]	± .125 [3.18]
120 [3048] < L ≤ 300 [7620]	± .125 [3.18]
300 [7620] < L ≤ 500 [12700]	± .125 [3.18]
500 [12700] < L ≤ 1000 [25400]	± .125 [3.18]

ALL DIMENSIONS SHOWN
ARE FOR REFERENCE ONLY.

THIRD-ANGLE PROJECTION

THE INFORMATION AND
DESIGN IN THIS DOCUMENT
IS THE PROPERTY OF
PASTERNAK CORPORATION
ALL RIGHTS RESERVED.

SHEET 1 OF 1

SCALE 1:1

REV A


PASTERNAK
an INFINITI brand

Pasternack Enterprises, Inc.
P.O. Box 16759, Irvine, CA 92623.
Phone: 1.949.261.1920 | 1.866.727.8376
Fax: 1.949.261.7451
Website: www.pasternack.com
E-mail: sales@pasternack.com

ITEM NO. TC-402-716M-LP

SIZE A CAGE CODE 53919 DRAWN BY DMAY

THESE COMMODITIES, TECHNOLOGY OR SOFTWARE WERE EXPORTED FROM THE UNITED STATES IN ACCORDANCE WITH THE EXPORT ADMINISTRATION REGULATIONS, DIVERSION CONTRARY TO U.S. LAW PROHIBITED.



Low PIM Flexible TFT-5G-402 Coax Cable Double Shielded with Blue FEP Jacket

RF Cables Technical Data Sheet

TFT-5G-402

Times Microwave Systems Coax Cable Specification Configuration

- Low PIM Flexible Cable
- 2 Shield(s)

Features

- PIM < -160 dBc
- UL910 Plenum Rated Cable
- Lightweight and Extremely Flexible
- Low Loss
- Good Shielding >80 dB
- UV Resistant Jacket

Applications

- Base Stations
- Antenna Pigtails
- Distributed Antenna Systems (DAS)
- Plenum Installations
- Small Cells
- Multi-Carrier Communication Systems

Description


TFT-5G-402 low pim flexible coax cable by Times Microwave is part of our full line of RF components available for same-day shipping. The TFT-5G-402 plenum rated coaxial cable features a taped PTFE dielectric, solid copper center conductor and a dual-braid outer conductor. These features combine to make the Times Microwave TFT-5G-402 an extremely flexible, low loss and low PIM coax cable that is well suited for Distributed Antenna Systems (DAS), plenum installations or small cells. The tough, FEP jacket provides moisture, UV protection and resistance to corrosive environments.

Our datasheet specifications and drawing with dimensions for Times Microwave TFT-5G-402 coax cable are shown below in this PDF. Whether the need is to provide a low PIM jumper connection, low PIM antenna pigtails or simply create a custom cable assembly configuration, Pasternack has the right TFT-5G-402 cable assemblies for the job.

Electrical Specifications

Description	Minimum	Typical	Maximum	Units
Frequency Range	DC		5.8	GHz
Impedance		50		Ohms
Velocity of Propagation		76		%
Shielding Effectiveness	80			dB
Passive Intermodulation			-160	dBc
Nominal Capacitance		26.7 [87.6]		pF/ft [pF/m]

Click the following link (or enter part number in "SEARCH" on website) to obtain additional part information including price, inventory and certifications: [Low PIM Flexible TFT-5G-402 Coax Cable Double Shielded with Blue FEP Jacket TFT-5G-402](#)



Low PIM Flexible TFT-5G-402 Coax Cable Double Shielded with Blue FEP Jacket

RF Cables Technical Data Sheet

TFT-5G-402

Performance by Frequency Band

Description	F1	F2	F3	F4	F5	Units
Frequency	0.45	1.9	2.3	4.9	5.8	GHz
Attenuation, Typ	7.9	16.4	18.2	27	29.5	dB/100ft
	25.92	53.81	59.71	88.58	96.78	dB/100m
Input Power (CW), Max	430	200	180	120	110	Watts

Mechanical Specifications

Diameter	0.16 in [4.06 mm]
Weight	0.028 lbs/ft [0.04 kg/m]
Min. Bend Radius (Installation)	0.75 in [19.05 mm]


Construction Specifications

Description	Material and Plating	Diameter
Inner Conductor	Copper, 1 Strand	0.037 in [0.94 mm]
Conductor Type	Solid	
Dielectric	PTFE	0.113 in [2.87 mm]
First Shield	Tin	0.121 in [3.07 mm]
Outer Conductor	Copper, Tin	0 in [0 mm]
Jacket	FEP, Blue	0.16 in [4.06 mm]

Environmental Specifications

Temperature	
Operating Range	-55 to +150 deg C

Click the following link (or enter part number in "SEARCH" on website) to obtain additional part information including price, inventory and certifications: [Low PIM Flexible TFT-5G-402 Coax Cable Double Shielded with Blue FEP Jacket TFT-5G-402](#)



Low PIM Flexible TFT-5G-402 Coax Cable Double Shielded with Blue FEP Jacket

RF Cables Technical Data Sheet

TFT-5G-402

Compliance Certifications (see [product page](#) for current document)

Plotted and Other Data

Notes:

Low PIM Flexible TFT-5G-402 Coax Cable Double Shielded with Blue FEP Jacket from Pasternack Enterprises has same day shipment for domestic and International orders. Our RF, microwave and millimeter wave products maintain a 99.4% availability and are part of the broadest selection in the industry.

Click the following link (or enter part number in "SEARCH" on website) to obtain additional part information including price, inventory and certifications: [Low PIM Flexible TFT-5G-402 Coax Cable Double Shielded with Blue FEP Jacket TFT-5G-402](#)

URL: <https://www.pasternack.com/low-pim-flexible-tft-5g-402-fep-jacket-tin-outer-conductor-double-shielded-tft-5g-402-p.aspx>

The information contained in this document is accurate to the best of our knowledge and representative of the part described herein. It may be necessary to make modifications to the part and/or the documentation of the part, in order to implement improvements. Pasternack reserves the right to make such changes as required. Unless otherwise stated, all specifications are nominal. Pasternack does not make any representation or warranty regarding the suitability of the part described herein for any particular purpose, and Pasternack does not assume any liability arising out of the use of any part or documentation.

TFT-5G-402 CAD Drawing

Low PIM Flexible TFT-5G-402 Coax Cable Double Shielded with Blue FEP Jacket

