



4.1/9.5 Mini DIN Male Low PIM Connector Solder Attachment for PE-1/4SFHC, SPP-250-LLPL, SPO-250, SPF-250

RF Connectors Technical Data Sheet

PE45650

Configuration

- 4.1/9.5 Mini DIN Male Connector
- 50 Ohms
- Straight Body Geometry
- Connector Interface Types: PE-1/4SFHC, SPP-250-LLPL, SPO-250, SPF-250
- Low PIM Design

Features

- Max. Operating Frequency 6 GHz
- PIM levels lower than -160 dBc
- Silver Plated Brass Contact

Applications

- General Purpose Test
- Custom Cable Assemblies
- Wireless Communications
- Low PIM Applications

Description

Pasternack's PE45650 4.1/9.5 Mini DIN male connector with solder/solder attachment for PE-1/4SFHC, SPP-250-LLPL, SPO-250 and SPF-250 is part of our full line of RF components available for same-day shipping. Our 4.1/9.5 Mini DIN male connector operates up to a maximum frequency of 6 GHz. The 4.1/9.5 Mini DIN male connector also has low passive intermodulation of -160 dBc.

Our 4.1/9.5 Mini DIN male connector PE45650 datasheet specifications and drawing with dimensions are shown below in this PDF. Pasternack's broad catalog of RF, microwave and millimeter wave connectors allows designers to configure and customize their signal connections however they like. Whether the need is to provide an I/O for a board design, or simply create a custom cable assembly configuration, Pasternack has the right connector for the job. Pasternack can also expertly build your custom cable assemblies for you and ship same-day.

Electrical Specifications

Description	Minimum	Typical	Maximum	Units
Frequency Range	DC		6	GHz
Passive Intermodulation			-160	dBc
Dielectric Withstanding Voltage (AC)			1,000	Vrms

Performance by Frequency

Description	F1	F2	F3	F4	F5	Units
Frequency Range	DC to 3					GHz
VSWR, Max	1.15:1					

Click the following link (or enter part number in "SEARCH" on website) to obtain additional part information including price, inventory and certifications: [4.1/9.5 Mini DIN Male Low PIM Connector Solder Attachment for PE-1/4SFHC, SPP-250-LLPL, SPO-250, SPF-250 PE45650](#)



4.1/9.5 Mini DIN Male Low PIM Connector Solder Attachment for PE-1/4SFHC, SPP-250-LLPL, SPO-250, SPF-250

RF Connectors Technical Data Sheet

PE45650

Mechanical Specifications

Size

Length	0.86 in [21.84 mm]
Width/Dia.	0.94 in [23.88 mm]
Weight	0.08 lbs [36.29 g]

Material Specifications

Description	Material	Plating
Contact	Brass	Silver
Insulation	PTFE	
Body	Brass	Tri-Metal
Coupling Nut	Brass	Tri-Metal
O-Ring	Silicone	

Mechanical Specification Notes:
Interface Conforms to IEC61169-11

Environmental Specifications

Temperature

Operating Range	-40 to +155 deg C
-----------------	-------------------

Compliance Certifications (see [product page](#) for current document)

Plotted and Other Data

Notes:

Click the following link (or enter part number in "SEARCH" on website) to obtain additional part information including price, inventory and certifications: [4.1/9.5 Mini DIN Male Low PIM Connector Solder Attachment for PE-1/4SFHC, SPP-250-LL-PL, SPO-250, SPF-250 PE45650](#)



4.1/9.5 Mini DIN Male Low PIM Connector Solder Attachment for PE-1/4SFHC, SPP-250-LLPL, SPO-250, SPF-250

RF Connectors Technical Data Sheet

PE45650

4.1/9.5 Mini DIN Male Low PIM Connector Solder Attachment for PE-1/4SFHC, SPP-250-LLPL, SPO-250, SPF-250 from Pasternack Enterprises has same day shipment for domestic and International orders. Our RF, microwave and millimeter wave products maintain a 99.4% availability and are part of the broadest selection in the industry.

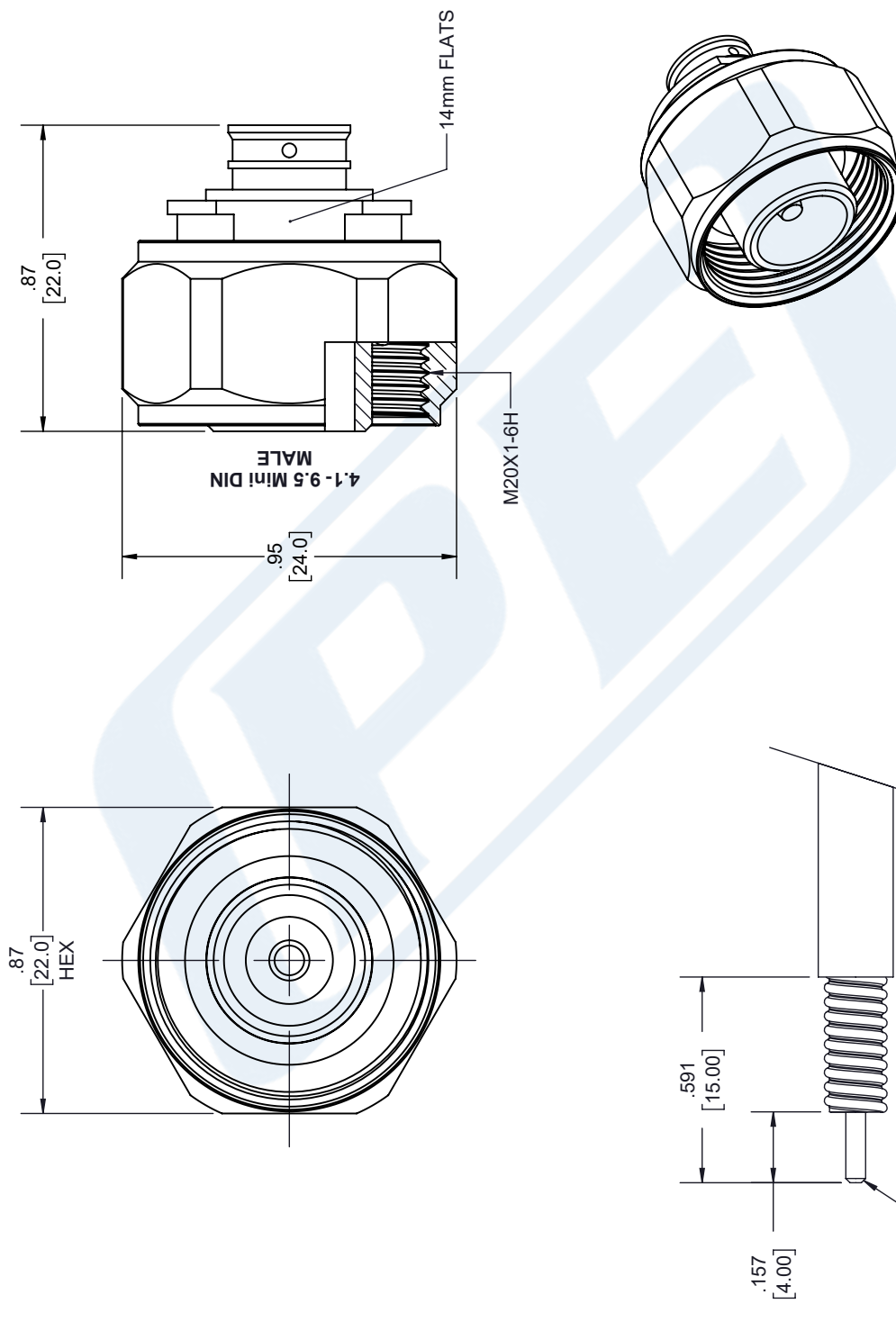
Click the following link (or enter part number in "SEARCH" on website) to obtain additional part information including price, inventory and certifications: [4.1/9.5 Mini DIN Male Low PIM Connector Solder Attachment for PE-1/4SFHC, SPP-250-LLPL, SPO-250, SPF-250 PE45650](https://www.pasternack.com/4.1-9.5-mini-din-male-pe-1-4sfhc-spp-250-llpl-connector-pe45650-p.aspx)

URL: <https://www.pasternack.com/4.1-9.5-mini-din-male-pe-1-4sfhc-spp-250-llpl-connector-pe45650-p.aspx>

The information contained in this document is accurate to the best of our knowledge and representative of the part described herein. It may be necessary to make modifications to the part and/or the documentation of the part, in order to implement improvements. Pasternack reserves the right to make such changes as required. Unless otherwise stated, all specifications are nominal. Pasternack does not make any representation or warranty regarding the suitability of the part described herein for any particular purpose, and Pasternack does not assume any liability arising out of the use of any part or documentation.

4.1/9.5 Mini DIN Male Low PIM Connector Solder Attachment for PE-1/4SFHC, SPP-250-LLPL, SPO-250, SPF-250

REVISIONS			
REV.	DESCRIPTION	DATE	APPROVED
A	INITIAL RELEASE	1/8/2021	S.ELLIS



STRIPPING DIMENSIONS

NOTES:

1. CABLE ATTACHMENT:
- OUTER: SOLDER.
 - INNER: SOLDER.

THESE COMMODITIES, TECHNOLOGY OR SOFTWARE WERE EXPORTED FROM THE UNITED STATES IN ACCORDANCE WITH THE EXPORT ADMINISTRATION REGULATIONS. DIVERSION CONTRARY TO U.S. LAW PROHIBITED.

UNLESS OTHERWISE SPECIFIED
LEADING DIMENSIONS ARE INCHES
DIMENSIONS IN () ARE MILLIMETERS

$X = \pm 2$	[5.08]	FRACTIONS
$XX = \pm .02$	[.51]	$\pm 1/32$
$XXX = \pm .005$	[.13]	ANGLES $\pm 1^\circ$

CABLE LENGTH (L) TOLERANCES:

$$\begin{array}{l} L \leq 12 \quad [305] = +1 \quad [25] / -0 \\ 12 \quad [305] < L \leq 60 \quad [1524] = +2 \quad [51] / -0 \\ 60 \quad [1524] < L \leq 120 \quad [3048] = +4 \quad [102] / -0 \\ 120 \quad [3048] < L \leq 300 \quad [7620] = +6 \quad [152] / -0 \\ 300 \quad [7620] < L = +5\% / -0 \end{array}$$

ALL DIMENSIONS SHOWN
ARE FOR REFERENCE ONLY.

THIRD-ANGLE PROJECTION

THE INFORMATION AND
DESIGN IN THIS DOCUMENT
IS THE PROPERTY OF
PASTERNAK CORPORATION
ALL RIGHTS RESERVED

HEET 1 OF 1

SCALE	N/A
-------	-----

REV A

PE **PASTERNAK®**
an INFINITE brand

Pasternack Enterprises, Inc.
P.O.Box 16759, Irvine, CA 92623.
Phone: 1.949.261.1920 | 1.866.727.8376

Fax: 1.949.261.7451

Website: www.pasternack.com
E-mail: sales@pasternack.com

SIZE	CAGE CODE	DRAWN BY	ITEM NO.
------	-----------	----------	----------

PE45650

REV A



SMA Male Low PIM Connector Solder Attachment for PE-1/4SFHC, SPP-250-LLPL, SPO-250, SPF-250

RF Connectors Technical Data Sheet

PE45678

Configuration

- SMA Male Connector
- 50 Ohms
- Straight Body Geometry

- Connector Interface Types: PE-1/4SFHC, SPP-250-LLPL, SPO-250, SPF-250
- Low PIM Design

Features

- Max. Operating Frequency 6 GHz
- PIM levels lower than -155 dBc

- Silver Plated Brass Contact

Applications

- General Purpose Test
- Custom Cable Assemblies
- Wireless Communications
- Low PIM Applications

Description

Pasternack's PE45678 SMA male connector with solder/solder attachment for PE-1/4SFHC, SPP-250-LLPL, SPO-250 and SPF-250 is part of our full line of RF components available for same-day shipping. Our SMA male connector operates up to a maximum frequency of 6 GHz. The SMA male connector also has low passive intermodulation of -155 dBc.

Our SMA male connector PE45678 datasheet specifications and drawing with dimensions are shown below in this PDF. Pasternack's broad catalog of RF, microwave and millimeter wave connectors allows designers to configure and customize their signal connections however they like. Whether the need is to provide an I/O for a board design, or simply create a custom cable assembly configuration, Pasternack has the right connector for the job. Pasternack can also expertly build your custom cable assemblies for you and ship same-day.

Electrical Specifications

Description	Minimum	Typical	Maximum	Units
Frequency Range	DC		6	GHz
Passive Intermodulation			-155	dBc
Dielectric Withstanding Voltage (AC)			750	Vrms

Performance by Frequency

Description	F1	F2	F3	F4	F5	Units
Frequency Range	DC to 3	3 to 6				GHz
VSWR, Max	1.15:1	1.25:1				

Click the following link (or enter part number in "SEARCH" on website) to obtain additional part information including price, inventory and certifications: [SMA Male Low PIM Connector Solder Attachment for PE-1/4SFHC, SPP-250-LLPL, SPO-250, SPF-250 PE45678](#)



SMA Male Low PIM Connector Solder Attachment for PE-1/4SFHC, SPP-250-LLPL, SPO-250, SPF-250

RF Connectors Technical Data Sheet

PE45678

Mechanical Specifications

Size

Length	0.84 in [21.34 mm]
Width/Dia.	0.35 in [8.89 mm]
Weight	0.02 lbs [9.07 g]

Material Specifications

Description	Material	Plating
Contact	Brass	Silver
Insulation	PTFE	
Body	Brass	Tri-Metal
Coupling Nut	Brass	Tri-Metal
O-Ring	Silicone	

Environmental Specifications

Temperature

Operating Range	-40 to +155 deg C
-----------------	-------------------

Compliance Certifications (see [product page](#) for current document)

Plotted and Other Data

Notes:

Click the following link (or enter part number in "SEARCH" on website) to obtain additional part information including price, inventory and certifications: [SMA Male Low PIM Connector Solder Attachment for PE-1/4SFHC, SPP-250-LLPL, SPO-250, SPF-250 PE45678](#)



SMA Male Low PIM Connector Solder Attachment for PE-1/4SFHC, SPP-250-LLPL, SPO-250, SPF-250

RF Connectors Technical Data Sheet

PE45678

SMA Male Low PIM Connector Solder Attachment for PE-1/4SFHC, SPP-250-LLPL, SPO-250, SPF-250 from Pasternack Enterprises has same day shipment for domestic and International orders. Our RF, microwave and millimeter wave products maintain a 99.4% availability and are part of the broadest selection in the industry.

Click the following link (or enter part number in "SEARCH" on website) to obtain additional part information including price, inventory and certifications: [SMA Male Low PIM Connector Solder Attachment for PE-1/4SFHC, SPP-250-LLPL, SPO-250, SPF-250 PE45678](https://www.pasternack.com/sma-male-pe-1-4sfhc-spp-250-llpl-connector-pe45678-p.aspx)

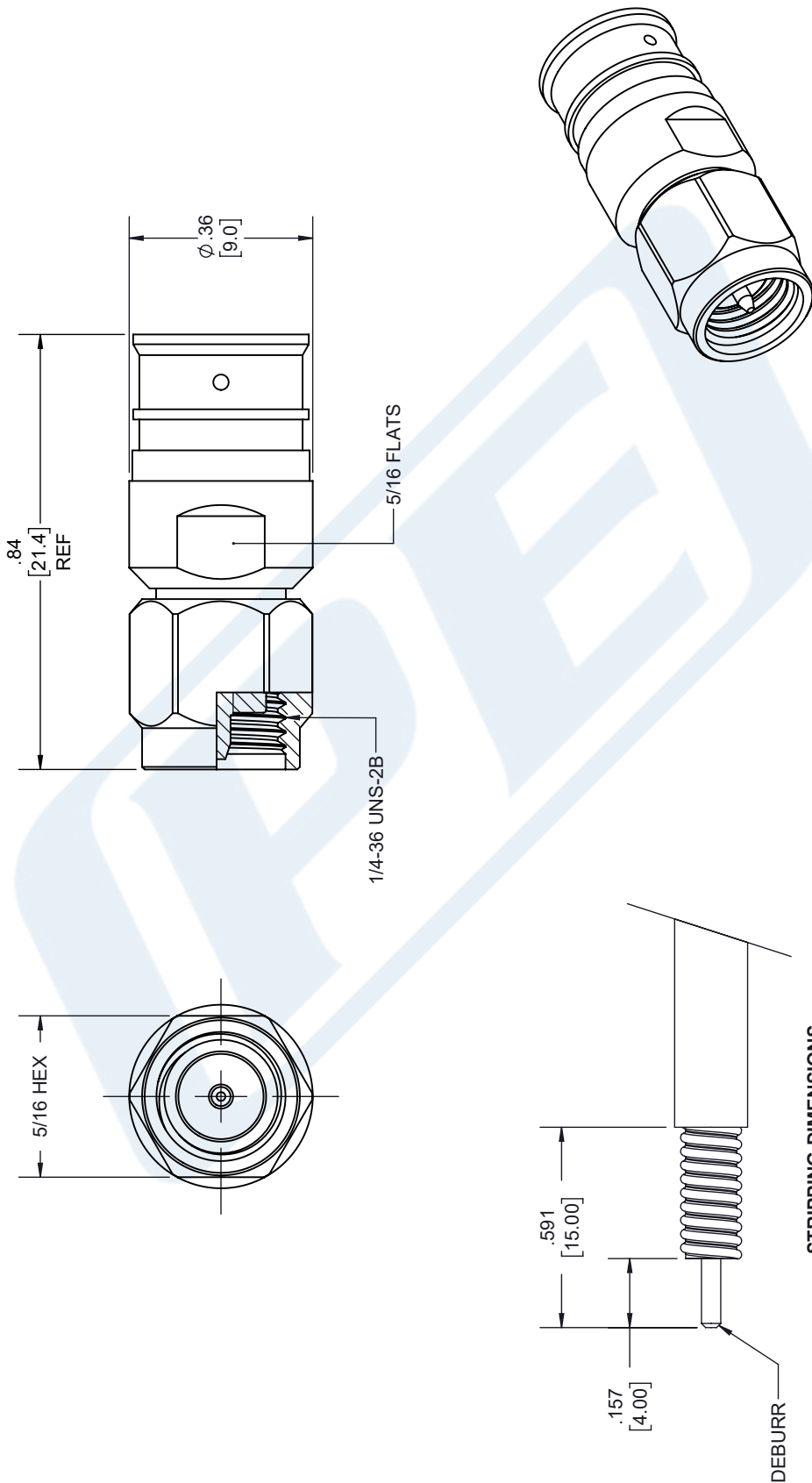
URL: <https://www.pasternack.com/sma-male-pe-1-4sfhc-spp-250-llpl-connector-pe45678-p.aspx>

The information contained in this document is accurate to the best of our knowledge and representative of the part described herein. It may be necessary to make modifications to the part and/or the documentation of the part, in order to implement improvements. Pasternack reserves the right to make such changes as required. Unless otherwise stated, all specifications are nominal. Pasternack does not make any representation or warranty regarding the suitability of the part described herein for any particular purpose, and Pasternack does not assume any liability arising out of the use of any part or documentation.

PE45678 CAD Drawing

SMA Male Low PIM Connector Solder Attachment for PE-1/4SFHC, SPP-250-LLPL, SPO-250, SPF-250

REVISIONS			
REV.	DESCRIPTION	DATE	APPROVED
A	INITIAL RELEASE	1/13/2021	S. ELLIS



UNLESS OTHERWISE SPECIFIED LEADING DIMENSIONS ARE INCHES DIMENSIONS IN [] ARE MILLIMETERS		 PASTERNAK® an INFINITE® brand		THIRD-ANGLE PROJECTION  THE INFORMATION AND DESIGN IN THIS DOCUMENT IS THE PROPERTY OF PASTERNAK CORPORATION ALL RIGHTS RESERVED.	
TOLERANCES: X = ± .2 [.08] FRACTIONS .XX = ± .02 [.51] ± 1/32 XXX = ± .005 [.13] ANGLES ± 1°		Pasternack Enterprises, Inc. P.O.Box 16759, Irvine, CA 92623. Phone: 1.949.261.1920 1.866.727.8376 Fax: 1.949.261.7451 Website: www.pasternack.com E-mail: sales@pasternack.com		SHEET 1 OF 1 SCALE N/A	
CABLE LENGTH (L) TOLERANCES: L ≤ 12 [305] = ± .125 [1] / -0 12 [305] < L ≤ 60 [1524] = ± .2 [51] / -0 60 [1524] < L ≤ 120 [3048] = ± .4 [102] / -0 120 [3048] < L ≤ 300 [7620] = ± .6 [152] / -0 300 [7620] < L = +5% / -0		ITEM NO. PE45678		REV A	
ALL DIMENSIONS SHOWN ARE FOR REFERENCE ONLY.		SIZE A		CAGE CODE 53919	
		DRAWN BY K.DANG			

NOTES:

- CABLE ATTACHMENT:
 - OUTER: SOLDER.
 - INNER: SOLDER.

STRIPPING DIMENSIONS

DEBURR

THESE COMMODITIES, TECHNOLOGY OR SOFTWARE WERE EXPORTED FROM THE UNITED STATES IN ACCORDANCE WITH THE EXPORT ADMINISTRATION REGULATIONS. DIVERSION CONTRARY TO U.S. LAW PROHIBITED.



Low Loss SPO-250 Rated Corrugated Coax Cable with Black PE Jacket Superflexible Outdoor Rated

RF Cables Technical Data Sheet



SPO-250

Times Microwave Systems Coax Cable Specification

Configuration

- Low Loss Corrugated Cable
- 1 Shield(s)

Features

- PIM < -160 dBc
- Lightweight and Super Flexible
- Low Loss Dielectric 83% VoP
- Shielding > 100 dB
- Durable Black Polyethylene Outer Jacket
- Outdoor Rated

Applications

- Distributed Antenna Systems (DAS)
- Antenna Installations
- Small Cell
- Outdoor Applications
- Commutation Tower Install

Description

SPO-250 low loss outdoor rated coax cable by Times Microwave is part of our full line of RF components available for same-day shipping. The SPO-250 coaxial cable features a low loss dielectric with an 83% velocity of propagation (VoP), solid copper center conductor and a helically corrugated, copper outer conductor. These features combine to make the Times Microwave SPO-250 a super flexible, low PIM coax cable that is well suited for use as an antenna jumper cable, Distributed Antenna Systems (DAS), small cell, and other outdoor applications. The tough, black polyethylene jacket provides moisture and UV protection and is suitable for outdoor use.

Our datasheet specifications and drawing with dimensions for Times Microwave SPO-250 coax cable are shown below in this PDF. Whether the need is to provide a low PIM jumper connection, low PIM feeder cable or simply create a custom cable assembly configuration, Pasternack has the right SPO-250 cable assembly for the job. See our web site to find the right connector cable combination for your application.

Electrical Specifications

Description	Minimum	Typical	Maximum	Units
Frequency Range	DC		5.8	GHz
Impedance		50		Ohms
Velocity of Propagation		83		%
Passive Intermodulation			-160	dBc
Nominal Capacitance		24 [78.74]		pF/ft [pF/m]
Nominal Inductance		0.054 [0.18]		uH/ft [uH/m]

Click the following link (or enter part number in "SEARCH" on website) to obtain additional part information including price, inventory and certifications: [Low Loss SPO-250 Rated Corrugated Coax Cable with Black PE Jacket Superflexible Outdoor Rated SPO-250](#)



Low Loss SPO-250 Rated Corrugated Coax Cable with Black PE Jacket Superflexible Outdoor Rated

RF Cables Technical Data Sheet


SPO-250

Performance by Frequency Band

Description	F1	F2	F3	F4	F5	Units
Frequency	0.45	1.5	2	2.5	5.8	GHz
Attenuation, Typ	4.1	7.8	9.13	10.33	16.65	dB/100ft
	13.45	25.59	29.95	33.89	54.63	dB/100m
Input Power (CW), Max	1,110	580	500	440	280	Watts

Mechanical Specifications

Diameter	0.303 in [7.7 mm]
Weight	0.052 lbs/ft [0.08 Kg/m]
Min. Bend Radius (Installation)	1.25 in [31.75 mm]
Bending Moment	0.5 lbs-ft [0.68 N-m]

Construction Specifications

Description	Material and Plating	Diameter
Inner Conductor	Copper Clad Aluminum1	0.075 in 1.91 mm
Conductor Type	Solid	
Dielectric	Foam PE	0.177 in 4.5 mm
Outer Conductor	Copper Corrugated	0.252 in 6.4 mm
Jacket	PE, Black	0.303 in [7.7 mm]

Environmental Specifications

Temperature Operating Range	-40 to +85 deg C
--------------------------------	------------------

Click the following link (or enter part number in "SEARCH" on website) to obtain additional part information including price, inventory and certifications: [Low Loss SPO-250 Rated Corrugated Coax Cable with Black PE Jacket Superflexible Outdoor Rated SPO-250](#)



Low Loss SPO-250 Rated Corrugated Coax Cable with Black PE Jacket Superflexible Outdoor Rated

RF Cables Technical Data Sheet



SPO-250

Compliance Certifications (see [product page](#) for current document)

Plotted and Other Data

Notes:

Low Loss SPO-250 Rated Corrugated Coax Cable with Black PE Jacket Superflexible Outdoor Rated from Pasternack Enterprises has same day shipment for domestic and International orders. Our RF, microwave and millimeter wave products maintain a 99.4% availability and are part of the broadest selection in the industry.

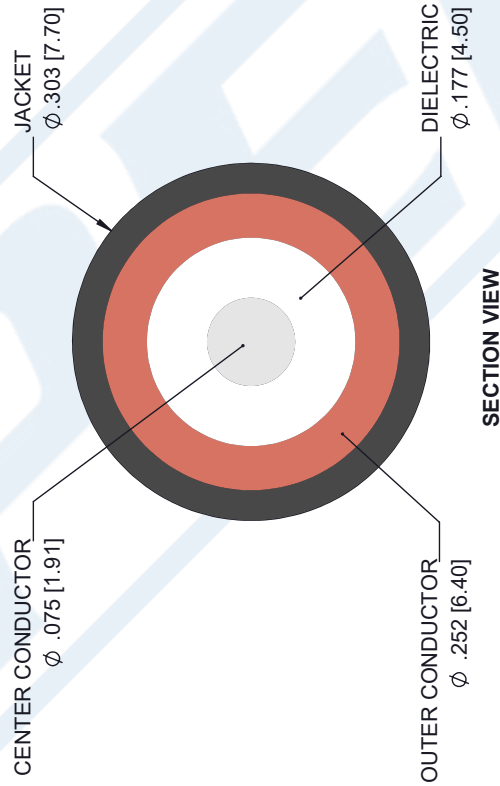

Click the following link (or enter part number in "SEARCH" on website) to obtain additional part information including price, inventory and certifications: [Low Loss SPO-250 Rated Corrugated Coax Cable with Black PE Jacket Superflexible Outdoor Rated SPO-250](#)

URL: <https://www.pasternack.com/low-loss-corrugated-spo250-pe-jacket-spo-250-p.aspx>

The information contained in this document is accurate to the best of our knowledge and representative of the part described herein. It may be necessary to make modifications to the part and/or the documentation of the part, in order to implement improvements. Pasternack reserves the right to make such changes as required. Unless otherwise stated, all specifications are nominal. Pasternack does not make any representation or warranty regarding the suitability of the part described herein for any particular purpose, and Pasternack does not assume any liability arising out of the use of any part or documentation.

TIMES MICROWAVE SYSTEMS **SPO-250 CAD Drawing**
 Low Loss SPO-250 Rated Corrugated Coax Cable with
 Black PE Jacket Superflexible Outdoor Rated

REVISIONS			
REV.	DESCRIPTION	DATE	APPROVED
A	INITIAL RELEASE	03/04/19	S. ELLIS



UNLESS OTHERWISE SPECIFIED LEADING DIMENSIONS ARE IN INCHES DIMENSIONS IN [] ARE MILLIMETERS		[PE] PASTERNAK an INFINITI brand		THE INFORMATION AND DESIGN IN THIS DOCUMENT IS THE PROPERTY OF PASTERNAK CORPORATION. ALL RIGHTS RESERVED.	
TOLERANCES: X \pm 2 [5.08] XX \pm 01 [.25] XXX \pm 005 [1.3]	FRACTIONS +1/32 ANGLES \pm 1°	Pasternack Enterprises, Inc. P.O. Box 16759, Irvine, CA 92623. Phone: 1.949.261.1920 1.866.727.8376 Fax: 1.949.261.7451 www.pasternack.com e-mail: sales@pasternack.com		SHEET 1 OF 1 SCALE N/A	REV A
ALL DIMENSIONS SHOWN ARE FOR REFERENCE ONLY. THIRD-ANGLE PROJECTION		SIZE A CAGE 53919 DRAWN BY K.DANG	PART NUMBER SPO-250		

THESE COMMODITIES, TECHNOLOGY OR SOFTWARE WERE EXPORTED FROM THE UNITED STATES IN ACCORDANCE WITH THE EXPORT
 ADMINISTRATION REGULATIONS. DIVERSION CONTRARY TO U.S. LAW PROHIBITED.