



N Male Connector Crimp/Solder Attachment for PE-C600, LMR-600, LMR-600-DB, 0.600 inch

RF Connectors Technical Data Sheet

PE44454

Configuration

- N Male Connector
- 50 Ohms
- Straight Body Geometry
- PE-C600, LMR-600, LMR-600-DB, 0.600 inch Interface Type
- Crimp/Solder Attachment

Features

- Max. Operating Frequency 11 GHz
- Gold Plated Brass Contact

Applications

- General Purpose Test
- Custom Cable Assemblies

Description

Pasternack's PE44454 type N male connector with crimp/solder attachment for PE-C600, LMR-600, LMR-600-DB and 0.600 inch is part of our full line of RF components available for same-day shipping. Our type N male connector operates up to a maximum frequency of 11 GHz.

Our type N male connector PE44454 datasheet specifications and drawing with dimensions are shown below in this PDF. Pasternack's broad catalog of RF, microwave and millimeter wave connectors allows designers to configure and customize their signal connections however they like. Whether the need is to provide an I/O for a board design, or simply create a custom cable assembly configuration, Pasternack has the right connector for the job. Pasternack can also expertly build your custom cable assemblies for you and ship same-day.

Electrical Specifications

Description	Minimum	Typical	Maximum	Units
Frequency Range	DC		11	GHz

Mechanical Specifications

Size	
Length	2.04 in [51.82 mm]
Width/Dia.	0.86 in [21.84 mm]
Weight	0.165 lbs [74.84 g]

Click the following link (or enter part number in "SEARCH" on website) to obtain additional part information including price, inventory and certifications: [N Male Connector Crimp/Solder Attachment for PE-C600, LMR-600, LMR-600-DB, 0.600 inch PE44454](#)



N Male Connector Crimp/Solder Attachment for PE-C600, LMR-600, LMR-600-DB, 0.600 inch

RF Connectors Technical Data Sheet

PE44454

Material Specifications

Description	Material	Plating
Contact	Brass	Gold
Insulation	PTFE	
Body	Brass	Tri-Metal
Coupling Nut	Brass	Tri-Metal

Environmental Specifications

Temperature

Operating Range -65 to +165 deg C

Compliance Certifications (see [product page](#) for current document)

Plotted and Other Data

Notes:

N Male Connector Crimp/Solder Attachment for PE-C600, LMR-600, LMR-600-DB, 0.600 inch from Pasternack Enterprises has same day shipment for domestic and International orders. Our RF, microwave and millimeter wave products maintain a 99% availability and are part of the broadest selection in the industry.

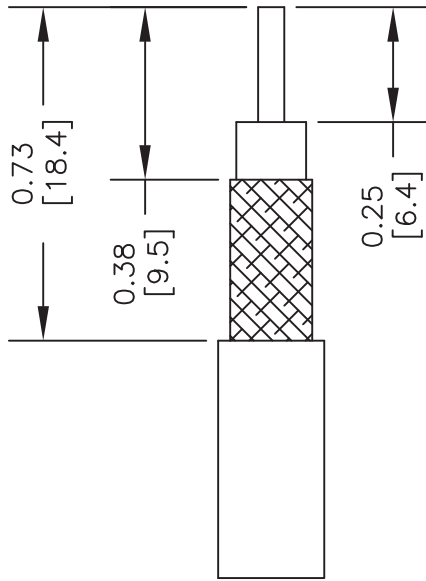
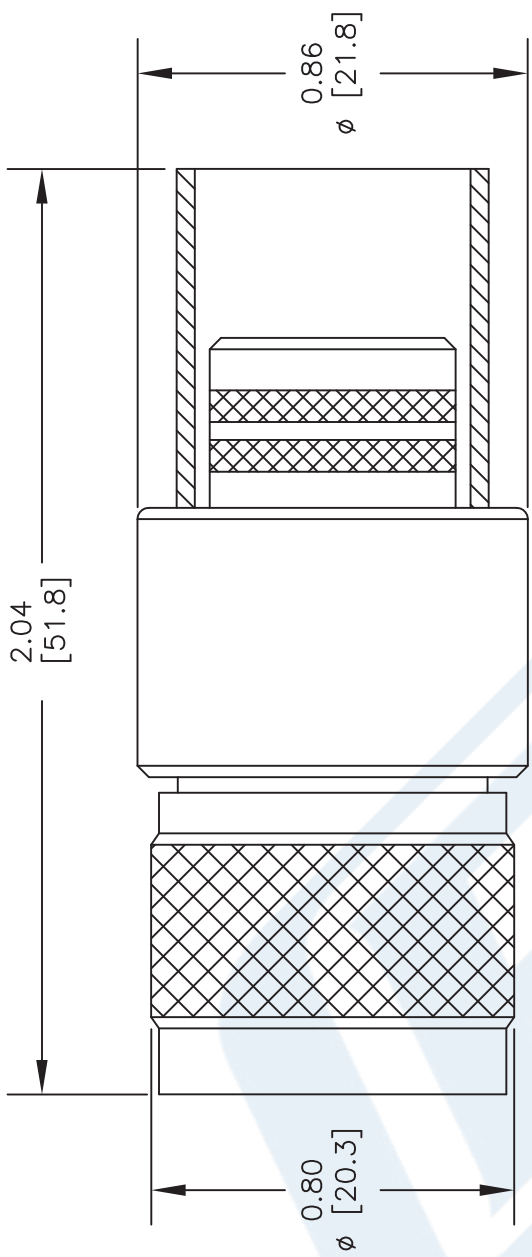
Click the following link (or enter part number in "SEARCH" on website) to obtain additional part information including price, inventory and certifications: [N Male Connector Crimp/Solder Attachment for PE-C600, LMR-600, LMR-600-DB, 0.600 inch PE44454](#)

URL: <https://www.pasternack.com/n-male-standard-pe-c600-connector-pe44454-p.aspx>

The information contained in this document is accurate to the best of our knowledge and representative of the part described herein. It may be necessary to make modifications to the part and/or the documentation of the part, in order to implement improvements. Pasternack reserves the right to make such changes as required. Unless otherwise stated, all specifications are nominal. Pasternack does not make any representation or warranty regarding the suitability of the part described herein for any particular purpose, and Pasternack does not assume any liability arising out of the use of any part or documentation.

PE44454 CAD Drawing

N Male Connector Crimp/Solder Attachment for PE-
C600, LMR-600, LMR-600-DB, 0.600 inch



STRIPPING DIMENSIONS
CRIMP SIZE REQUIRED
CONTACT: SOLDER
FERRULE: .610 HEX CRIMP TOOL

**PASTERNAK®**
Pasternack Enterprises, Inc.
P.O. Box 16759 | Irvine | CA | 92623
Phone: (949) 261-1920 | Fax: (949) 261-7451
Website: www.pasternack.com | E-Mail: sales@pasternack.com

DWG TITLE
PE44454

NOTES:
1. UNLESS OTHERWISE SPECIFIED ALL DIMENSIONS ARE NOMINAL.
2. ALL SPECIFICATIONS ARE SUBJECT TO CHANGE WITHOUT NOTICE AT ANY TIME.
3. DIMENSIONS ARE IN INCHES [mm].
4. FITS MIL-C-17 AND EQUIVALENT CABLES.

FSCM NO. 53919

CAD FILE 061810
SCALE N/A
SIZE A
2233



**N Female Bulkhead Connector Crimp/Solder Attachment
For PE-C600, LMR-600, .640 inch DD Hole**

TECHNICAL DATA SHEET

PE44531

N Female Bulkhead Connector Crimp/Solder Attachment For PE-C600, LMR-600, .640 inch DD Hole

Configuration

Connector	N Female
Connector Interface Type	PE-C600, LMR-600
Cable Attachment Method (Shield/Contact)	Crimp/Solder
Body Style	Straight
Mount Method	Bulkhead

Electrical Specifications

Frequency Range, GHz	DC to 11
Impedance, Ohms	50
Dielectric Withstanding Voltage, Vrms	2,500

Mechanical Specifications

Size

Length, in [mm]	1.91 [48.51]
Width/Dia., in [mm]	0.87 [22.10]
Weight, lbs [g]	0.11 [49.9]

Connector

Type	N Female
Mating Cycles	500
Contact Material and Plating	Phosphor Bronze, Gold
Body Material and Plating	Brass, Tri-Metal
Dielectric Type	PTFE

Compliance Certifications (visit www.Pasternack.com for current document)

RoHS Compliant	Yes
----------------	-----

Click the following link (or enter part number in "SEARCH" on website) to obtain additional part information including price, inventory and certifications: [N Female Bulkhead Connector Crimp/Solder Attachment For PE-C600, LMR-600, .640 inch DD Hole PE44531](#)

The information contained in this document is accurate to the best of our knowledge and representative of the part described herein. It may be necessary to make modifications to the part and/or the documentation of the part, in order to implement improvements. Pasternack reserves the right to make such changes as required. Unless otherwise stated, all specifications are nominal.



**N Female Bulkhead Connector Crimp/Solder Attachment
For PE-C600, LMR-600, .640 inch DD Hole**

TECHNICAL DATA SHEET

PE44531

Plotted and Other Data

Notes:

Values at 25 °C, sea level

N Female Bulkhead Connector Crimp/Solder Attachment For PE-C600, LMR-600, .640 inch DD Hole from Pasternack Enterprises has same day shipment for domestic and International orders. Our RF, microwave and fiber optic products maintain a 99% availability and are part of the broadest selection in the industry.

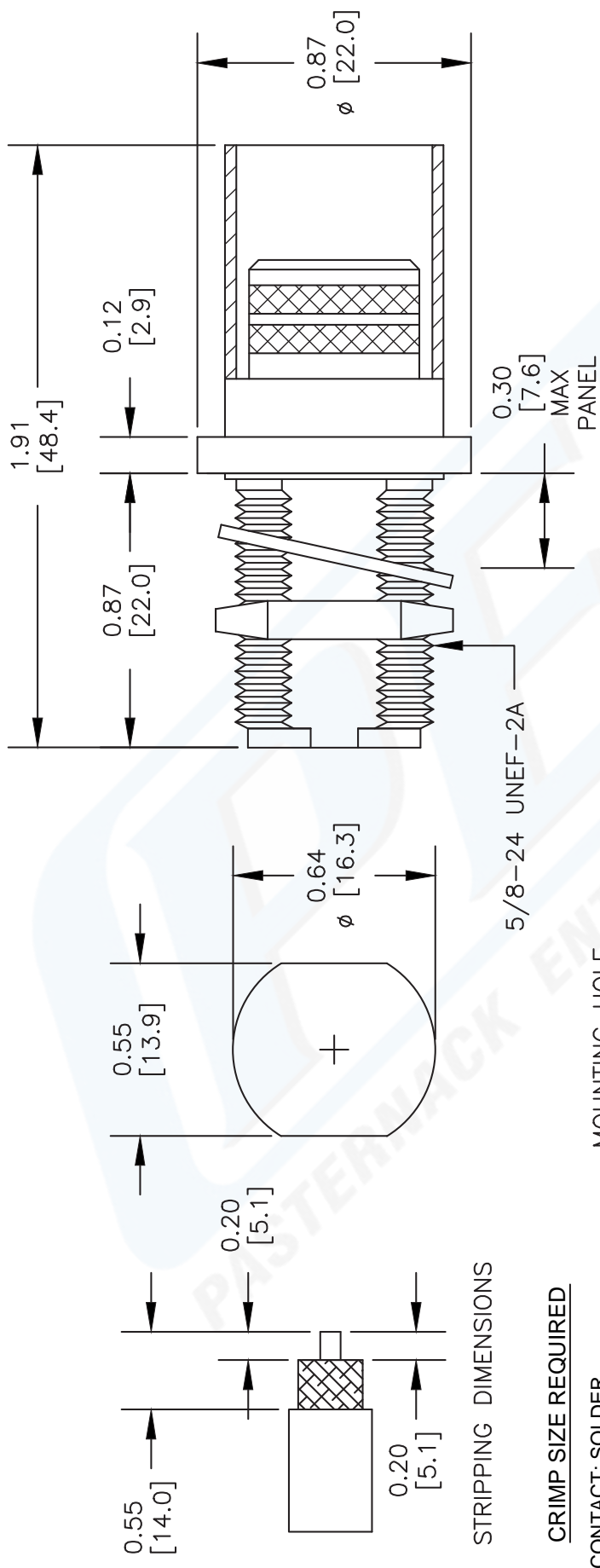
Click the following link (or enter part number in "SEARCH" on website) to obtain additional part information including price, inventory and certifications: [N Female Bulkhead Connector Crimp/Solder Attachment For PE-C600, LMR-600, .640 inch DD Hole PE44531](http://www.pasternack.com/n-female-standard-pe-c600-0.600-connector-pe44531-p.aspx)

URL: <http://www.pasternack.com/n-female-standard-pe-c600-0.600-connector-pe44531-p.aspx>

The information contained in this document is accurate to the best of our knowledge and representative of the part described herein. It may be necessary to make modifications to the part and/or the documentation of the part, in order to implement improvements. Pasternack reserves the right to make such changes as required. Unless otherwise stated, all specifications are nominal.

PE44531 CAD Drawing

N Female Bulkhead Connector Crimp/Solder Attachment
For PE-C600, LMR-600, .640 inch DD Hole



NOTES:
1. UNLESS OTHERWISE SPECIFIED ALL DIMENSIONS ARE NOMINAL.
2. ALL SPECIFICATIONS ARE SUBJECT TO CHANGE WITHOUT NOTICE AT ANY TIME.
3. DIMENSIONS ARE IN INCHES [mm].
4. FITS MIL-C-17 AND EQUIVALENT CABLES.

DWG TITLE
PE44531

PASTERNAK®
Pasternack Enterprises, Inc.
P.O. Box 16759 | Irvine | CA | 92623
Phone: (949) 261-1920 | Fax: (949) 261-7451
Website: www.pasternack.com | E-Mail: sales@pasternack.com

FSCM NO. 53919

CAD FILE 032213-B SCALE N/A SIZE A 2233



Low Loss Flexible .600 inch Foam Dielectric Type Coax
Cable Double Shielded with Black PE Jacket

TECHNICAL DATA SHEET

PE-C600

Low Loss Flexible .600 inch Foam Dielectric Type Coax Cable Double Shielded with Black PE Jacket

Configuration

Cable Design	Low Loss
Inner Conductor Material and Plating	Copper Clad Aluminum
Dielectric Type	PE (F)
Shield Materials	Aluminum Tape, Tinned Copper Braid
Jacket Material and Color	PE, Black

Electrical Specifications

Impedance, Ohms	50
Velocity of Propagation, %	87
Maximum Operating Frequency, GHz	5.8
RF Shielding, dB	90
Capacitance, pF/ft [pF/m]	23.4 [76.77]
Jacket Spark, Vrms	5,000
Peak Power, KWatts	40

Electrical Specifications by Frequency

Frequency 1

Frequency, MHz	150
Attenuation, dB/100ft [dB/100m]	1 [3.28]
Power Handling, KWatts	2.16

Frequency 2

Frequency, MHz	450
Attenuation, dB/100ft [dB/100m]	1.7 [5.58]
Power Handling, KWatts	1.23

Frequency 3

Frequency, MHz	900
Attenuation, dB/100ft [dB/100m]	2.5 [8.2]
Power Handling, Watts	840

Frequency 4

Frequency, GHz	1.5
Attenuation, dB/100ft [dB/100m]	3.3 [10.83]
Power Handling, Watts	630

Frequency 5

Frequency, GHz	1.8
Attenuation, dB/100ft [dB/100m]	3.7 [12.14]
Power Handling, Watts	570

Click the following link (or enter part number in "SEARCH" on website) to obtain additional part information including price, inventory and certifications: [Low Loss Flexible .600 inch Foam Dielectric Type Coax Cable Double Shielded with Black PE Jacket PE-C600](#)

The information contained in this document is accurate to the best of our knowledge and representative of the part described herein. It may be necessary to make modifications to the part and/or the documentation of the part, in order to implement improvements. Pasternack reserves the right to make such changes as required. Unless otherwise stated, all specifications are nominal.



Low Loss Flexible .600 inch Foam Dielectric Type Coax Cable Double Shielded with Black PE Jacket

TECHNICAL DATA SHEET

PE-C600

Frequency 6

Frequency, GHz	2
Attenuation, dB/100ft [dB/100m]	3.9 [12.8]
Power Handling, Watts	540

Frequency 7

Frequency, GHz	2.5
Attenuation, dB/100ft [dB/100m]	4.4 [14.44]
Power Handling, Watts	480

Frequency 8

Frequency, GHz	5.8
Attenuation, dB/100ft [dB/100m]	7.3 [23.95]
Power Handling, Watts	290

Mechanical Specifications

Temperature

Operating Range, deg C	-40 to +85
Storage Range, deg C	-40 to +85

Inner Conductor

Number of Strands	1
Material	Copper Clad Aluminum
Diameter, in [mm]	0.176 [4.47]

Dielectric:

Type	PE (F)
Diameter, in [mm]	0.455 [11.56]

Shield:

Number of	2
Material 1	Aluminum Tape
Material 2	Tinned Copper Braid
Diameter, in [mm]	0.49 [12.45]

Jacket:

Material	PE
Diameter, in [mm]	0.59 [14.99]
Color	Black
Repeated Minimum Bend Radius, in [mm]	6 [152.4]
Weight, lbs/ft [Kg/m]	0.131 [0.19]

Compliance Certifications (visit www.Pasternack.com for current document)

RoHS Compliant	Yes
----------------	-----

Click the following link (or enter part number in "SEARCH" on website) to obtain additional part information including price, inventory and certifications: [Low Loss Flexible .600 inch Foam Dielectric Type Coax Cable Double Shielded with Black PE Jacket PE-C600](#)

The information contained in this document is accurate to the best of our knowledge and representative of the part described herein. It may be necessary to make modifications to the part and/or the documentation of the part, in order to implement improvements. Pasternack reserves the right to make such changes as required. Unless otherwise stated, all specifications are nominal.



Low Loss Flexible .600 inch Foam Dielectric Type Coax
Cable Double Shielded with Black PE Jacket

TECHNICAL DATA SHEET

PE-C600

Plotted and Other Data

Notes:

Values at 25 °C, sea level

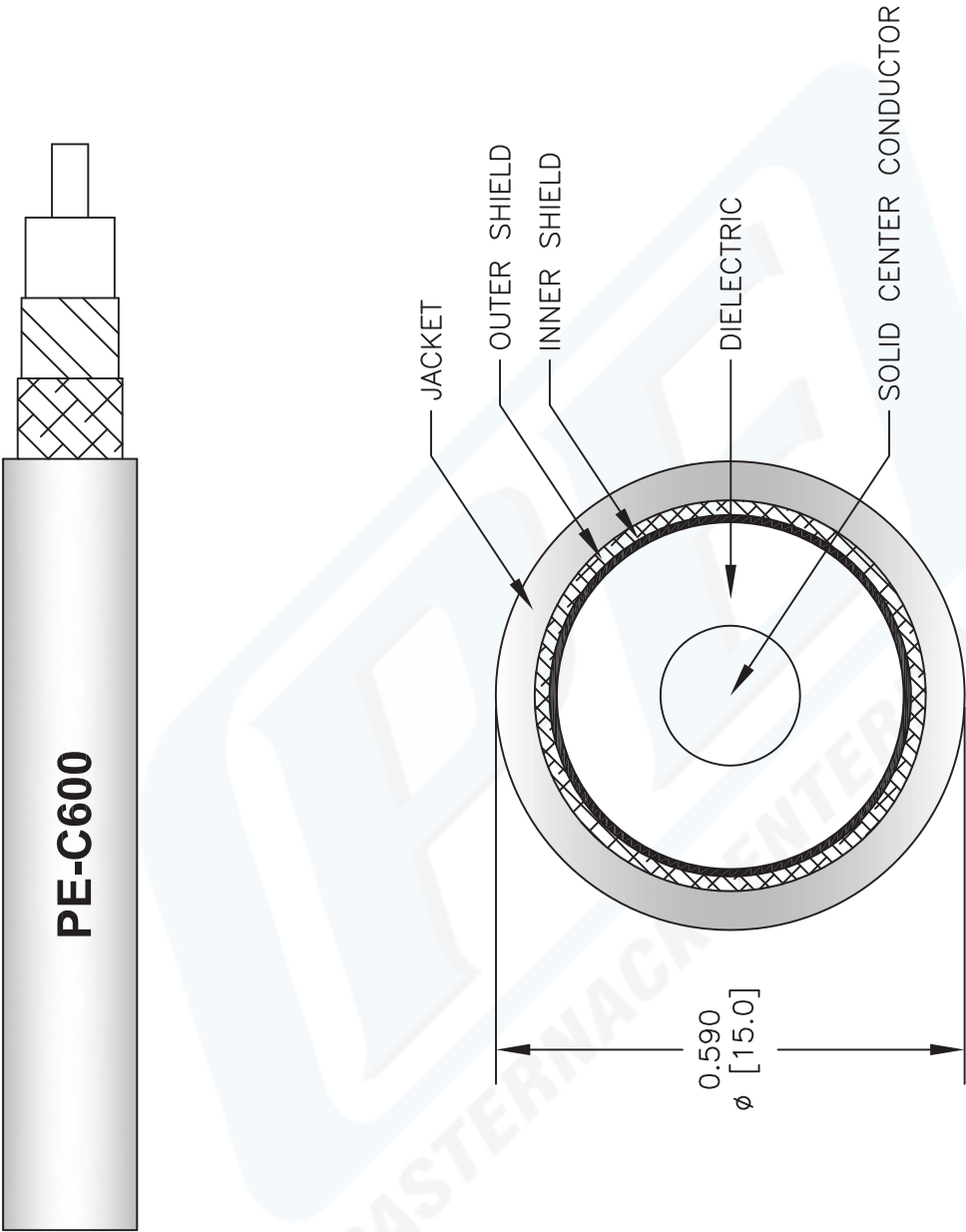
URL: <http://www.pasternack.com/flexible-0.590-50-ohm-coax-cable-pe-jacket-pe-c600-p.aspx>

Low Loss Flexible .600 inch Foam Dielectric Type Coax Cable Double Shielded with Black PE Jacket from Pasternack Enterprises has same day shipment for domestic and International orders. Our RF, microwave and fiber optic products maintain a 99% availability and are part of the broadest selection in the industry.

The information contained in this document is accurate to the best of our knowledge and representative of the part described herein. It may be necessary to make modifications to the part and/or the documentation of the part, in order to implement improvements. Pasternack reserves the right to make such changes as required. Unless otherwise stated, all specifications are nominal.

PE-C600 CAD Drawing

Low Loss Flexible .600 inch Foam Dielectric Type Coax
Cable Double Shielded with Black PE Jacket



NOTES:
1. UNLESS OTHERWISE SPECIFIED ALL DIMENSIONS ARE NOMINAL.
2. ALL SPECIFICATIONS ARE SUBJECT TO CHANGE WITHOUT NOTICE AT ANY TIME.
3. DIMENSIONS ARE IN INCHES [mm].

DWG TITLE
PE-C600

FSCM NO. 53919

2233

SIZE A

SCALE N/A

CAD FILE 042809

Pasternack Enterprises, Inc.
P.O. Box 16759 | Irvine | CA | 92623

Phone: (949) 261-1920 | Fax: (949) 261-7451

Website: www.pasternack.com | E-Mail: sales@pasternack.com