



BNC Male Connector Crimp/Solder Attachment for LMR-400, PE-C400, PE-B400, PE-B405, 0.400 inch, VNA High Flex

RF Connectors Technical Data Sheet

PE44294

Configuration

- BNC Male Connector
- MIL-STD-348
- 50 Ohms
- Straight Body Geometry
- LMR-400, PE-C400, PE-B400, PE-B405, 0.400 inch, VNA High Flex Interface Type
- Crimp/Solder Attachment

Features

- Silver Plated Contact
- Contact plating according to QQ-S-365

Applications

- General Purpose Test
- Custom Cable Assemblies

Description

Pasternack's PE44294 BNC male connector with crimp/solder attachment for LMR-400, PE-C400, PE-B400, PE-B405, 0.400 inch and VNA High Flex is part of our full line of RF components available for same-day shipping.

Our BNC male connector PE44294 datasheet specifications and drawing with dimensions are shown below in this PDF. Pasternack's broad catalog of RF, microwave and millimeter wave connectors allows designers to configure and customize their signal connections however they like. Whether the need is to provide an I/O for a board design, or simply create a custom cable assembly configuration, Pasternack has the right connector for the job. Pasternack can also expertly build your custom cable assemblies for you and ship same-day.

Mechanical Specifications

Size	
Length	1.79 in [45.47 mm]
Width/Dia.	0.57 in [14.48 mm]
Weight	0.058 lbs [26.31 g]

Material Specifications

Description	Material	Plating
Contact		Silver QQ-S-365
Insulation	PTFE	
Body	Brass	Nickel QQ-N-290
Coupling Nut	Brass	Nickel QQ-N-290

Click the following link (or enter part number in "SEARCH" on website) to obtain additional part information including price, inventory and certifications: [BNC Male Connector Crimp/Solder Attachment for LMR-400, PE-C400, PE-B400, PE-B405, 0.400 inch, VNA High Flex PE44294](#)



BNC Male Connector Crimp/Solder Attachment for LMR-400,
PE-C400, PE-B400, PE-B405, 0.400 inch, VNA High Flex

RF Connectors Technical Data Sheet

PE44294

Compliance Certifications (see [product page](#) for current document)

Plotted and Other Data

Notes:

BNC Male Connector Crimp/Solder Attachment for LMR-400, PE-C400, PE-B400, PE-B405, 0.400 inch, VNA High Flex from Pasternack Enterprises has same day shipment for domestic and International orders. Our RF, microwave and millimeter wave products maintain a 99% availability and are part of the broadest selection in the industry.

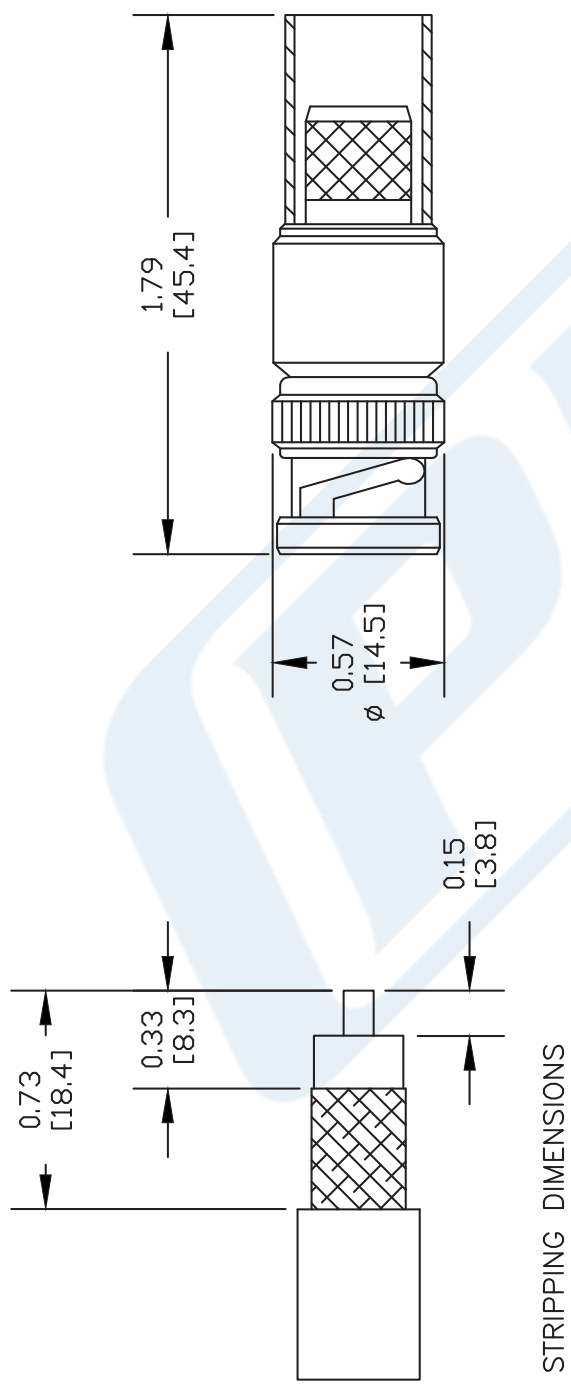
Click the following link (or enter part number in "SEARCH" on website) to obtain additional part information including price, inventory and certifications: [BNC Male Connector Crimp/Solder Attachment for LMR-400, PE-C400, PE-B400, PE-B405, 0.400 inch, VNA High Flex PE44294](#)

URL: <https://www.pasternack.com/bnc-male-standard-pe-b400-pe-b405-pe-c400-connector-pe44294-p.aspx>

The information contained in this document is accurate to the best of our knowledge and representative of the part described herein. It may be necessary to make modifications to the part and/or the documentation of the part, in order to implement improvements. Pasternack reserves the right to make such changes as required. Unless otherwise stated, all specifications are nominal. Pasternack does not make any representation or warranty regarding the suitability of the part described herein for any particular purpose, and Pasternack does not assume any liability arising out of the use of any part or documentation.

PE44294 CAD Drawing

BNC Male Connector Crimp/Solder Attachment for LMR-400, PE-C400, PE-B400, PE-B405, 0.400 inch, VNA High Flex



CRIMP SIZE REQUIRED

CONTACT: SOLDER
FERRULE: .429" HEX CRIMP TOOL

PE PASTERNAK®
Pasternack Enterprises, Inc.
P.O. Box 16759 | Irvine | CA | 92623
Phone: (949) 261-1920 | Fax: (949) 261-7451
Website: www.pasternack.com | E-Mail: sales@pasternack.com

DWG TITLE		FSCM NO. 53919			CAD FILE	100511	SCALE	N/A	SIZE	A	2231
PE44294											
NOTES:											
1. UNLESS OTHERWISE SPECIFIED ALL DIMENSIONS ARE NOMINAL.											
2. ALL SPECIFICATIONS ARE SUBJECT TO CHANGE WITHOUT NOTICE AT ANY TIME.											
3. DIMENSIONS ARE IN INCHES [mm].											
4. FITS MIL-C-17 AND EQUIVALENT CABLES.											



SMA Male Connector Crimp/Solder Attachment for PE-C400, PE-B400, PE-B405, LMR-400, LMR-400-DB, LMR-400-UF, 0.400 inch

RF Connectors Technical Data Sheet

PE44668

Configuration

- SMA Male Connector
- 50 Ohms
- Straight Body Geometry
- PE-C400, PE-B400, PE-B405, LMR-400, LMR-400-DB, LMR-400-UF, 0.400 inch Interface Type
- Crimp/Solder Attachment
- 5/16 inch Hex

Features

- Max. Operating Frequency 12.4 GHz
- Gold Plated Brass Contact

Applications

- General Purpose Test
- Custom Cable Assemblies

Description

Pasternack's PE44668 SMA male connector with crimp/solder attachment for PE-C400, PE-B400, PE-B405, LMR-400, LMR-400-DB, LMR-400-UF and 0.400 inch is part of our full line of RF components available for same-day shipping. Our SMA male connector operates up to a maximum frequency of 12.4 GHz.

Our SMA male connector PE44668 datasheet specifications and drawing with dimensions are shown below in this PDF. Pasternack's broad catalog of RF, microwave and millimeter wave connectors allows designers to configure and customize their signal connections however they like. Whether the need is to provide an I/O for a board design, or simply create a custom cable assembly configuration, Pasternack has the right connector for the job. Pasternack can also expertly build your custom cable assemblies for you and ship same-day.

Electrical Specifications

Description	Minimum	Typical	Maximum	Units
Frequency Range	DC		12.4	GHz

Mechanical Specifications

Size	
Length	1.74 in [44.2 mm]
Width/Dia.	0.705 in [17.91 mm]
Weight	0.07 lbs [31.75 g]
Mating Torque	3 to 5 in-lbs [0.34 to 0.57 Nm]

Click the following link (or enter part number in "SEARCH" on website) to obtain additional part information including price, inventory and certifications: [SMA Male Connector Crimp/Solder Attachment for PE-C400, PE-B400, PE-B405, LMR-400, LMR-400-DB, LMR-400-UF, 0.400 inch PE44668](#)



SMA Male Connector Crimp/Solder Attachment for PE-C400, PE-B400, PE-B405, LMR-400, LMR-400-DB, LMR-400-UF, 0.400 inch

RF Connectors Technical Data Sheet

PE44668

Material Specifications

Description	Material	Plating
Contact	Brass	Gold
Insulation	PTFE	
Body	Brass	Gold
Coupling Nut	Brass	Gold

Environmental Specifications

Temperature

Operating Range -65 to +165 deg C

Compliance Certifications (see [product page](#) for current document)

Plotted and Other Data

Notes:

SMA Male Connector Crimp/Solder Attachment for PE-C400, PE-B400, PE-B405, LMR-400, LMR-400-DB, LMR-400-UF, 0.400 inch from Pasternack Enterprises has same day shipment for domestic and International orders. Our RF, microwave and millimeter wave products maintain a 99% availability and are part of the broadest selection in the industry.

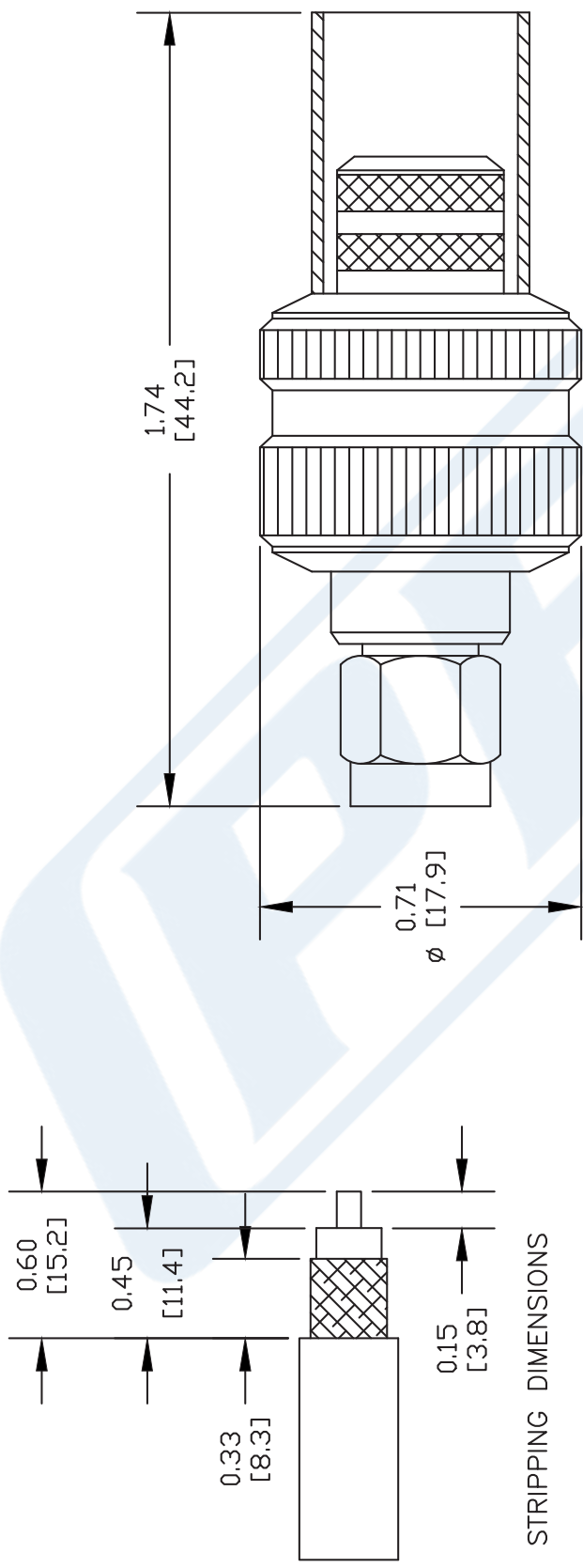
Click the following link (or enter part number in "SEARCH" on website) to obtain additional part information including price, inventory and certifications: [SMA Male Connector Crimp/Solder Attachment for PE-C400, PE-B400, PE-B405, LMR-400, LMR-400-DB, LMR-400-UF, 0.400 inch PE44668](#)

URL: <https://www.pasternack.com/sma-male-standard-pe-c400-0.400-connector-pe44668-p.aspx>

The information contained in this document is accurate to the best of our knowledge and representative of the part described herein. It may be necessary to make modifications to the part and/or the documentation of the part, in order to implement improvements. Pasternack reserves the right to make such changes as required. Unless otherwise stated, all specifications are nominal. Pasternack does not make any representation or warranty regarding the suitability of the part described herein for any particular purpose, and Pasternack does not assume any liability arising out of the use of any part or documentation.

PE44668 CAD Drawing

SMA Male Connector Crimp/Solder Attachment for PE-C400, PE-B400, PE-B405, LMR-400, LMR-400-DB, LMR-400-UF, 0.400 inch



CRIMP SIZE REQUIRED

CONTACT: SOLDER
FERRULE: .429" HEX CRIMP TOOL

PE PASTERNAK®
Pasternack Enterprises, Inc.
P.O. Box 16759 | Irvine | CA | 92623
Phone: (949) 261-1920 | Fax: (949) 261-7451
Website: www.pasternack.com | E-Mail: sales@pasternack.com

DWG TITLE
PE44668

NOTES:
1. UNLESS OTHERWISE SPECIFIED ALL DIMENSIONS ARE NOMINAL.
2. ALL SPECIFICATIONS ARE SUBJECT TO CHANGE WITHOUT NOTICE AT ANY TIME.
3. DIMENSIONS ARE IN INCHES [mm].
4. FITS MIL-C-17 AND EQUIVALENT CABLES.

REV. -	FSCM NO. 53919	CAD FILE 102009	SCALE N/A	SIZE A	147
--------	----------------	-----------------	-----------	--------	-----

Low Loss Flexible LMR-240-LLPX Rated Coax Cable with Fluoropolymer Jacket



LMR-240-LLPX

Configuration

- Low Loss Flexible Cable

Features

- Max Operating Frequency of 8 GHz
- Phase Velocity 76% VoP
- Max Operating Temperature +125°C

Applications

- Laboratory Applications
- General Purpose RF Interconnect

Description

The LMR-240-LLPX part number from Pasternack is a low-loss coax cable that is flexible. Pasternack flexible coax RF cable has an impedance of 50 Ohm and a PTFE dielectric. Our LMR-240-LLPX coax cable is constructed with a 0.21-inch jacket made of polyethylene. This RF coaxial cable is ideal for laboratory applications and general purpose RF interconnect applications. This red-colored low-loss coax cable has a nominal capacitance of 26.7 pF/Ft.

This LMR-240-LLPX flexible RF cable has a minimum RF shielding of 90 dB. Our coax cable from Pasternack has a maximum frequency of 8 GHz. Additional specifications for this LMR-240-LLPX RF coaxial cable are on our downloadable PDF datasheet above. This low-loss RF cable has a one-time minimum bend radius of 0.75 inches and a repeat minimum bend radius of 2.5 inches.


Our LMR-240-LLPX coax cable can operate at temperatures ranging from -40 to 125 degrees C. Our coax cable has a typical loss/attenuation of 1.4, 3.1, 5.4, 7.6, 9.9, 11.5, 12.9, 15.1, 20, and 24.3 dB/100ft at frequencies of 30 MHz, 150 MHz, 450 MHz, 900 MHz, 1.5 GHz, 2 GHz, 2.5 GHz, 3.4 GHz, 5.8 GHz, and 8 GHz, respectively. The LMR-240-LLPX flexible RF cable has a copper center conductor.

Pasternack LMR-240-LLPX low-loss coax cables are part of our RF, microwave, and millimeter wave components. These flexible cables and our other RF parts are available for same-day shipping worldwide. Custom RF cable assemblies using LMR-240-LLPX, or other coax can be built and shipped the same business day as well.

Electrical Specifications

Description	Minimum	Typical	Maximum	Units
Frequency Range	DC		8	GHz
Impedance		50		Ohms
Velocity of Propagation		76		%
Shielding Effectiveness	90			dB
Operating Voltage (DC)			1,500	Vdc
Jacket Spark			5,000	Vrms
Inner Conductor DC Resistance			4	Ohms/1000ft
Outer Conductor DC Resistance			3.9	Ohms/1000ft
Nominal Capacitance		26.7 [87.6]		pF/ft [pF/m]
Nominal Inductance		0.067 [0.22]		uH/ft [uH/m]

Low Loss Flexible LMR-240-LLPX Rated Coax Cable with Fluoropolymer Jacket



LMR-240-LLPX

Electrical Specifications

Description	Minimum	Typical	Maximum	Units
Input Power (Peak)			5.6	kWatts

Performance by Frequency Band

Description	F1	F2	F3	F4	F5	Units
Frequency	0.03	0.15	0.45	0.9	1.5	GHz
Attenuation, Typ	1.4	3.1	5.4	7.6	9.9	dB/100ft
	4.59	10.17	17.72	24.93	32.48	dB/100m

Description	F6	F7	F8	F9	F10	Units
Frequency	2	2.5	3.4	5.8	8	GHz
Attenuation, Typ	11.5	12.9	15.1	20	24.3	dB/100ft
	37.73	42.32	49.54	65.62	79.72	dB/100m

Mechanical Specifications

Diameter	0.214 in [5.44 mm]
Weight	0.035 lbs/ft [0.05 kg/m]
Min. Bend Radius (Installation)	0.75 in [19.05 mm]
Min. Bend Radius (Repeated)	2.5 in [63.5 mm]
Tensile Strength	60 lbs [27.22 kg]
Flat Plate Crush	85 lbs/in [1.52 kg/mm]

Construction Specifications

Description	Material and Plating	Diameter
Inner Conductor	Copper, Strand	0.051 in [1.3 mm]
Dielectric	PTFE	0.15 in [3.81 mm]
Outer Conductor	Aluminum Tape	0 in [0 mm]
Jacket	Fluoropolymer	0.214 in [5.44 mm]

Environmental Specifications

Temperature	
Operating Range	-40 to +125 deg C
Installation Range	-40 to +125 deg C
Storage Range	-40 to +125 deg C

Compliance Certifications (see [product page](#) for current document)

Plotted and Other Data

Notes:

Low Loss Flexible LMR-240-LLPX Rated Coax Cable with Fluoropolymer Jacket



LMR-240-LLPX

Low Loss Flexible LMR-240-LLPX Rated Coax Cable with Fluoropolymer Jacket from Pasternack Enterprises has same day shipment for domestic and International orders. Our RF, microwave and millimeter wave products maintain a 99.4% availability and are part of the broadest selection in the industry.

Click the following link (or enter part number in "SEARCH" on website) to obtain additional part information including price, inventory and certifications: [Low Loss Flexible LMR-240-LLPX Rated Coax Cable with Fluoropolymer Jacket LMR-240-LLPX](https://www.pasternack.com/low-loss-flexible-lmr240llpx-fluoropolymer-jacket-lmr-240-llpx-p.aspx)

URL: <https://www.pasternack.com/low-loss-flexible-lmr240llpx-fluoropolymer-jacket-lmr-240-llpx-p.aspx>

The information contained within this document is accurate to the best of our knowledge and representative of the part described herein. It may be necessary to make modifications to the part and/or the documentation of the part in order to implement improvements. Pasternack Enterprises reserves the right to make such changes as required. Unless otherwise stated, all specifications are nominal. Pasternack Enterprises does not make any representation or warranty regarding the suitability of the part described herein for any particular purpose, and Pasternack Enterprises does not assume liability arising out of the use of any part or document.

LMR-240-LLPX CAD Drawing
Low Loss Flexible LMR-240-LLPX Rated Coax Cable with Fluoropolymer Jacket

