



# FAKRA Plug Connector Crimp/Solder Attachment for RG174, RG316, RG188, .100 inch, PE- B100, PE-C100, LMR-100, Black Color

## RF Connectors Technical Data Sheet

PE45404A

### Configuration

- FAKRA Plug Connector
- 50 Ohms
- Straight Body Geometry
- RG174, RG316, RG188, .100 inch, PE-B100, PE-C100, LMR-100 Interface Type
- Crimp/Solder Attachment

### Features

- Max. Operating Frequency 4 GHz
- Good VSWR of 1.3:1
- Gold Plated Phosphor Bronze Contact

### Applications

- General Purpose Test
- Custom Cable Assemblies

### Description

Pasternack's PE45404A FAKRA plug connector with crimp/solder attachment for RG174, RG316, RG188, .100 inch, PE-B100, PE-C100 and LMR-100 is part of our full line of RF components available for same-day shipping. Our FAKRA plug connector operates up to a maximum frequency of 4 GHz and offers good VSWR of 1.3:1.

Our FAKRA plug connector PE45404A datasheet specifications and drawing with dimensions are shown below in this PDF. Pasternack's broad catalog of RF, microwave and millimeter wave connectors allows designers to configure and customize their signal connections however they like. Whether the need is to provide an I/O for a board design, or simply create a custom cable assembly configuration, Pasternack has the right connector for the job. Pasternack can also expertly build your custom cable assemblies for you and ship same-day.

### Electrical Specifications

| Description                          | Minimum | Typical | Maximum | Units |
|--------------------------------------|---------|---------|---------|-------|
| Frequency Range                      | DC      |         | 4       | GHz   |
| VSWR                                 |         |         | 1.3:1   |       |
| Operating Voltage (AC)               |         |         | 335     | Vrms  |
| Dielectric Withstanding Voltage (AC) |         |         | 800     | Vrms  |
| Inner Conductor DC Resistance        |         |         | 6       | mOhms |
| Outer Conductor DC Resistance        |         |         | 2.5     | mOhms |
| Insulation Resistance                | 1,000   |         |         | MOhms |

### Mechanical Specifications

|             |                    |
|-------------|--------------------|
| <b>Size</b> |                    |
| Length      | 0.89 in [22.61 mm] |
| Width/Dia.  | 0.37 in [9.40 mm]  |
| Height      | 0.433 in [11 mm]   |
| Weight      | 0.005 lbs [2.27 g] |

Click the following link (or enter part number in "SEARCH" on website) to obtain additional part information including price, inventory and certifications: [FAKRA Plug Connector Crimp/Solder Attachment for RG174, RG316, RG188, .100 inch, PE-B100, PE-C100, LMR-100, Black Color PE45404A](#)



FAKRA Plug Connector Crimp/Solder Attachment  
for RG174, RG316, RG188, .100 inch, PE-  
B100, PE-C100, LMR-100, Black Color

RF Connectors  
Technical Data Sheet

PE45404A

**Material Specifications**

| Description     | Material        | Plating |
|-----------------|-----------------|---------|
| Contact         | Phosphor Bronze | Gold    |
| Insulation      | PTFE            |         |
| Outer Conductor | Brass           | Nickel  |
| Body            | Plastic         |         |

**Environmental Specifications**

**Temperature**

Operating Range

-40 to +85 deg C

**Compliance Certifications** (see [product page](#) for current document)

**Plotted and Other Data**

Notes:

Click the following link (or enter part number in "SEARCH" on website) to obtain additional part information including price, inventory and certifications: [FAKRA Plug Connector Crimp/Solder Attachment for RG174, RG316, RG188, .100 inch, PE-B100, PE-C100, LMR-100, Black Color PE45404A](#)

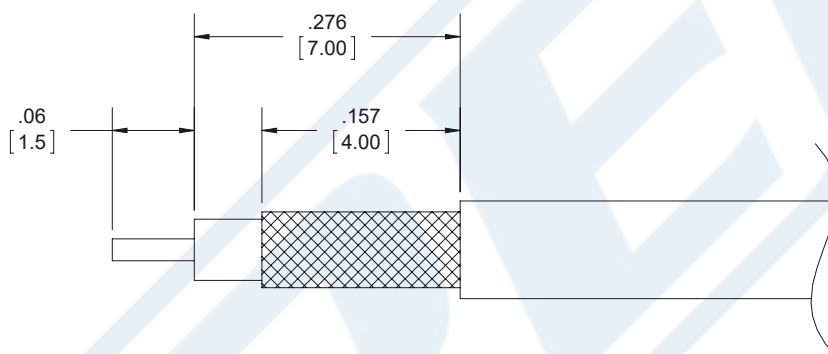


FAKRA Plug Connector Crimp/Solder Attachment  
for RG174, RG316, RG188, .100 inch, PE-  
B100, PE-C100, LMR-100, Black Color

RF Connectors  
Technical Data Sheet

PE45404A

Assembly Instruction



**ASSEMBLY PROCEDURES**

1. STRIP CABLE TO THE DIMENSIONS SHOWN, DO NOT NICK CENTER CONDUCTOR OR BRAID.
2. PUSH CENTER CONDUCTOR FULLY INTO CONTACT AND SOLDER, REMOVE ANY EXCESS SOLDER.
3. FLARE BRAID AND INSERT CONTACT INTO THE BODY UNTIL IT SEATS.
4. SLIDE FERRULE OVER BRAID AND CRIMP WITH CRIMP TOOL.

**CRIMP SIZE REQUIRED**

- CONTACT: SOLDER.
- FERRULE: .128 HEX CRIMP TOOL.

Click the following link (or enter part number in "SEARCH" on website) to obtain additional part information including price, inventory and certifications: [FAKRA Plug Connector Crimp/Solder Attachment for RG174, RG316, RG188, .100 inch, PE-B100, PE-C100, LMR-100, Black Color PE45404A](#)



**FAKRA Plug Connector Crimp/Solder Attachment  
for RG174, RG316, RG188, .100 inch, PE-  
B100, PE-C100, LMR-100, Black Color**

**RF Connectors  
Technical Data Sheet**

**PE45404A**

FAKRA Plug Connector Crimp/Solder Attachment for RG174, RG316, RG188, .100 inch, PE-B100, PE-C100, LMR-100, Black Color from Pasternack Enterprises has same day shipment for domestic and International orders. Our RF, microwave and millimeter wave products maintain a 99.4% availability and are part of the broadest selection in the industry.

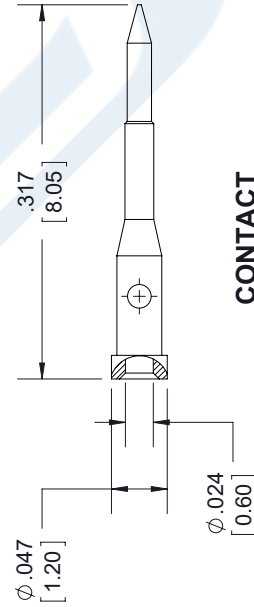
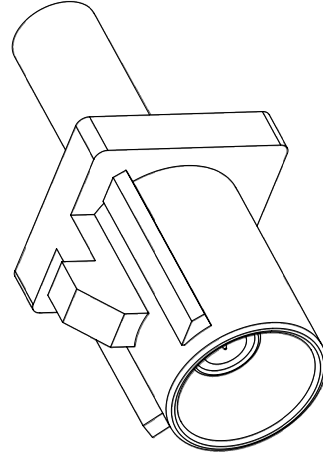
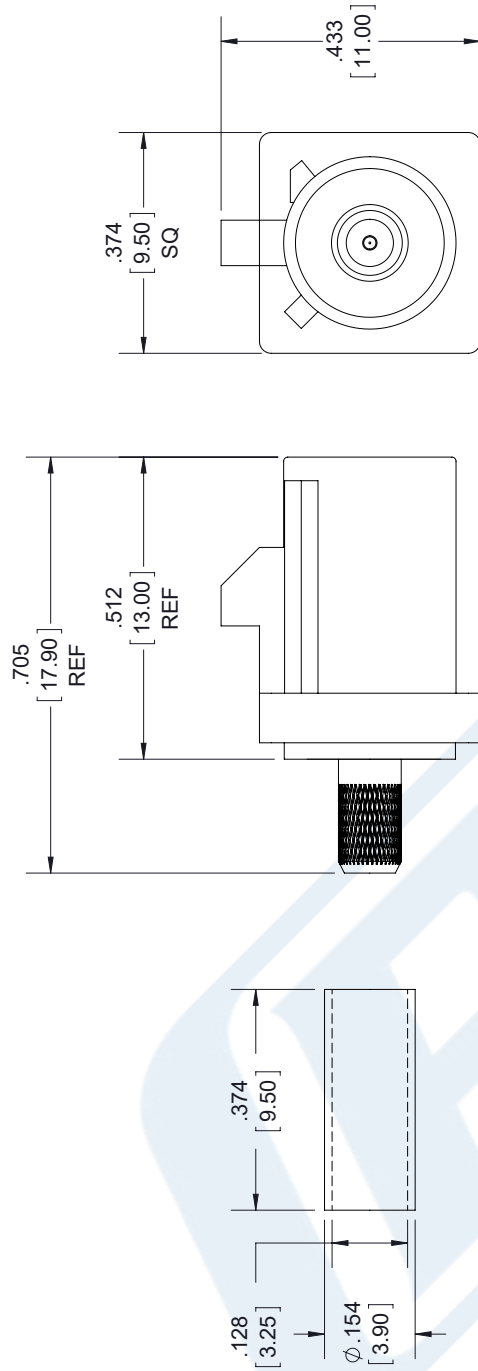
Click the following link (or enter part number in "SEARCH" on website) to obtain additional part information including price, inventory and certifications: [FAKRA Plug Connector Crimp/Solder Attachment for RG174, RG316, RG188, .100 inch, PE-B100, PE-C100, LMR-100, Black Color PE45404A](https://www.pasternack.com/fakra-plug-rg174-rg316-.100-pe-b100-pe-c100-connector-pe45404a-p.aspx)

URL: <https://www.pasternack.com/fakra-plug-rg174-rg316-.100-pe-b100-pe-c100-connector-pe45404a-p.aspx>

The information contained in this document is accurate to the best of our knowledge and representative of the part described herein. It may be necessary to make modifications to the part and/or the documentation of the part, in order to implement improvements. Pasternack reserves the right to make such changes as required. Unless otherwise stated, all specifications are nominal. Pasternack does not make any representation or warranty regarding the suitability of the part described herein for any particular purpose, and Pasternack does not assume any liability arising out of the use of any part or documentation.

# PE45404A CAD Drawing

FAKRA Plug Connector Crimp/Solder Attachment for RG174, RG316, RG188, .100 inch, PE-B100, PE-C100, LMR-100, Black Color



**CONTACT**

## FAKRA CONFIGURATION

| CODING | JACK | COLOR      | APPLICATION                              |
|--------|------|------------|------------------------------------------|
| A      |      | BLACK      | RADIO WITH PHANTOM SUPPLY                |
| B      |      | WHITE      | RADIO WITHOUT PHANTOM SUPPLY             |
| C      |      | BLUE       | GPS: TELEMATICS OR NAVIGATION            |
| D      |      | BORDEAUX   | GSM: CELLULAR PHONE                      |
| H      |      | VIOLET     | GPS: TELEMATICS AND NAVIGATION           |
| I      |      | BEIGE      | BLUETOOTH                                |
| K      |      | CURRY      | RADIO WITH IF OUTPUT (ANTENNA DIVERSITY) |
| Z      |      | WATER BLUE | NEUTRAL CODING                           |

## STANDARD TOLERANCES

.X  $\pm 0.2$   
 .XX  $\pm 0.01$   
 .XXX  $\pm 0.005$

\*STANDARD TOLERANCES APPLY ONLY TO DIMENSIONS IN INCHES



Pasternack Enterprises, Inc.  
 P.O. Box 16759 | Irvine | CA | 92623

Phone: (949) 261-1920 | Fax: (949) 261-7451

Website: [www.pasternack.com](http://www.pasternack.com) | E-Mail: [sales@pasternack.com](mailto:sales@pasternack.com)

DWG TITLE

PE45404A

CAGE CODE 53919

NOTES:  
 1. UNLESS OTHERWISE SPECIFIED ALL DIMENSIONS ARE NOMINAL.  
 2. ALL SPECIFICATIONS ARE SUBJECT TO CHANGE WITHOUT NOTICE AT ANY TIME  
 3. DIMENSIONS ARE IN INCHES [mm].

CAD FILE 082917

SCALE N/A

SIZE A

9999

## SMA Female Bulkhead Mount Connector Crimp/Solder Attachment for RG316, RG174, RG188, PE-B100, PE-C100, .100 inch, LMR-100, .235 inch D Hole



### PE4427

#### Configuration

- SMA Female Connector
- MIL-STD-348
- 50 Ohms
- Straight Body Geometry
- Connector Interface Types: RG316, RG174, RG188, PE-B100, PE-C100, .100 inch, LMR-100
- Bulkhead

#### Features

- Gold Plated Beryllium Copper Contact
- Contact plating according to MIL-G-45204

#### Applications

- General Purpose Test
- Rack and Panel Mount Applications
- Custom Cable Assemblies

#### Description

Pasternack's PE4427 , SMA, Standard, Connector is part of our full line of RF components available for same-day shipping. This SMA bulkhead connector allows designers to create external connections on their product enclosures, and can be used in a variety of other rack mount and panel mount applications.

Our SMA female bulkhead connector PE4427 datasheet specifications and drawing with dimensions are shown below in this PDF. Pasternack's broad catalog of RF, microwave and millimeter wave connectors allows designers to configure and customize their signal connections however they like. Whether the need is to provide an I/O for a board design, or simply create a custom cable assembly configuration, Pasternack has the right connector for the job. Pasternack can also expertly build your custom cable assemblies for you and ship same-day.

#### Electrical Specifications

| Description | Minimum | Typical | Maximum | Units |
|-------------|---------|---------|---------|-------|
| Impedance   |         | 50      |         | Ohms  |

#### Mechanical Specifications

##### Size

|               |                    |
|---------------|--------------------|
| Length        | 0.9 in [22.86 mm]  |
| Width         | 0.312 in [7.92 mm] |
| Height        | 0.312 in [7.92 mm] |
| Weight        | 0.008 lbs [3.63 g] |
| Mating Cycles | 500 Cycles         |

#### Material Specifications

| Description     | Material         | Plating             |
|-----------------|------------------|---------------------|
| Contact         | Beryllium Copper | Gold<br>MIL-G-45204 |
| Outer Conductor | Brass            | Nickel              |
| Body            | Brass            | Nickel              |

SMA Female Bulkhead Mount Connector Crimp/Solder  
Attachment for RG316, RG174, RG188, PE-B100,  
PE-C100, .100 inch, LMR-100, .235 inch D Hole



## PE4427

---

### Environmental Specifications

Temperature

**Compliance Certifications** (see [product page](#) for current document)

### Plotted and Other Data

Notes:

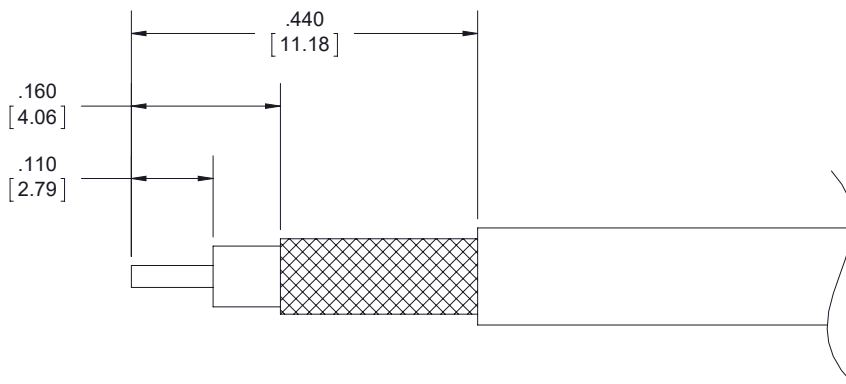
SMA Female Bulkhead Mount Connector Crimp/Solder Attachment for RG316, RG174, RG188, PE-B100, PE-C100, .100 inch, LMR-100, .235 inch D Hole

## PE4427



### Assembly Instruction

\*



### ASSEMBLY PROCEDURES

1. STRIP CABLE TO THE DIMENSIONS SHOWN, DO NOT NICK CENTER CONDUCTOR OR BRAID.
2. SLIDE FERRULE OVER CABLE.
3. PUSH CENTER CONDUCTOR FULLY INTO CONTACT AND SOLDER, REMOVE ANY EXCESS SOLDER.
4. FLAIR BRAID AND INSERT CONTACT INTO THE BODY UNTIL IT SEATS.
5. SLIDE FERRULE OVER BRAID AND CRIMP.

### CRIMP SIZE REQUIRED

- FERRULE: A.128" HEX CRIMP TOOL.
- CONTACT: SOLDER.



SMA Female Bulkhead Mount Connector Crimp/Solder Attachment for RG316, RG174, RG188, PE-B100, PE-C100, .100 inch, LMR-100, .235 inch D Hole



**PE4427**

SMA Female Bulkhead Mount Connector Crimp/Solder Attachment for RG316, RG174, RG188, PE-B100, PE-C100, .100 inch, LMR-100, .235 inch D Hole from Pasternack Enterprises has same day shipment for domestic and International orders. Our RF, microwave and millimeter wave products maintain a 99.4% availability and are part of the broadest selection in the industry.

Click the following link (or enter part number in "SEARCH" on website) to obtain additional part information including price, inventory and certifications: [SMA Female Bulkhead Mount Connector Crimp/Solder Attachment for RG316, RG174, RG188, PE-B100, PE-C100, .100 inch, LMR-100, .235 inch D Hole PE4427](https://www.pasternack.com/sma-female-rg316-rg174-pe-b100-pe-c100-.100-connector-pe4427-p.aspx)

URL: <https://www.pasternack.com/sma-female-rg316-rg174-pe-b100-pe-c100-.100-connector-pe4427-p.aspx>

The information contained within this document is accurate to the best of our knowledge and representative of the part described herein. It may be necessary to make modifications to the part and/or the documentation of the part in order to implement improvements. Pasternack Enterprises reserves the right to make such changes as required. Unless otherwise stated, all specifications are nominal. Pasternack Enterprises does not make any representation or warranty regarding the suitability of the part described herein for any particular purpose, and Pasternack Enterprises does not assume liability arising out of the use of any part or document.

SMA Female Bulkhead Mount Connector Crimp/Solder Attachment for RG316, RG174, RG188, PE-B100, PE-C100, .100 inch, LMR-100, .235 inch D Hole





## Flexible RG174 Coax Cable Single Shielded with Black PVC Jacket

### RF Cables Technical Data Sheet


**RG174A/U**

#### Times Microwave Systems Coax Cable Specification Configuration

- Flexible Cable
- 1 Shield(s)

#### Electrical Specifications

| Description             | Minimum | Typical        | Maximum | Units        |
|-------------------------|---------|----------------|---------|--------------|
| Frequency Range         | DC      |                | 1,000   | MHz          |
| Impedance               |         | 50             |         | Ohms         |
| Velocity of Propagation |         | 66             |         | %            |
| Nominal Capacitance     |         | 31.08 [101.97] |         | pF/ft [pF/m] |
| Power@ 1GHz             |         |                | 17      | Watts        |

#### Performance by Frequency Band

| Description      | F1    | F2    | F3     | F4 | F5 | Units    |
|------------------|-------|-------|--------|----|----|----------|
| Frequency        | 100   | 400   | 1,000  |    |    | MHz      |
| Attenuation, Typ | 8.4   | 19    | 32     |    |    | dB/100ft |
|                  | 27.56 | 62.34 | 104.99 |    |    | dB/100m  |

#### Mechanical Specifications

|          |                          |
|----------|--------------------------|
| Diameter | 0.11 in [2.79 mm]        |
| Weight   | 0.009 lbs/ft [0.01 kg/m] |

#### Construction Specifications

| Description     | Material and Plating         | Diameter           |
|-----------------|------------------------------|--------------------|
| Inner Conductor | Copper Clad Steel, 7 Strands | 0.019 in [0.48 mm] |
| Conductor Type  | Stranded                     |                    |
| Dielectric      | PE                           | 0.06 in [1.52 mm]  |
| First Shield    | Tinned Copper Braid          | 0.078 in [1.98 mm] |

Click the following link (or enter part number in "SEARCH" on website) to obtain additional part information including price, inventory and certifications: [Flexible RG174 Coax Cable Single Shielded with Black PVC Jacket RG174A/U](#)



Flexible RG174 Coax Cable Single  
Shielded with Black PVC Jacket

**RF Cables**  
**Technical Data Sheet**

|        |            |                   |
|--------|------------|-------------------|
| Jacket | PVC, Black | 0.11 in [2.79 mm] |
|--------|------------|-------------------|

**Environmental Specifications**

**Temperature**

Operating Range

-40 to +80 deg C

**Compliance Certifications** (see [product page](#) for current document)

**Plotted and Other Data**

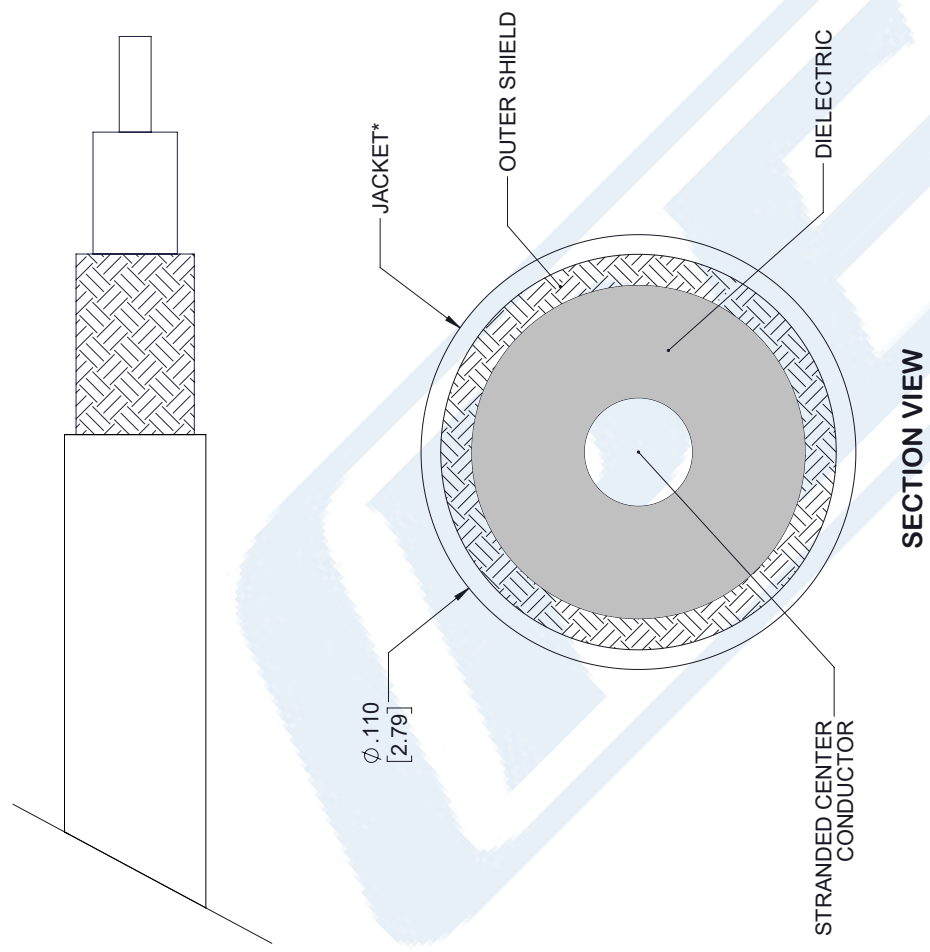
Notes:

Flexible RG174 Coax Cable Single Shielded with Black PVC Jacket from Pasternack Enterprises has same day shipment for domestic and International orders. Our RF, microwave and millimeter wave products maintain a 99.4% availability and are part of the broadest selection in the industry.

Click the following link (or enter part number in "SEARCH" on website) to obtain additional part information including price, inventory and certifications: [Flexible RG174 Coax Cable Single Shielded with Black PVC Jacket RG174A/U](#)

URL: <https://www.pasternack.com/flexible-0.100-rg174-50-ohm-coax-cable-pvc-jacket-rg174a-u-p.aspx>


The information contained in this document is accurate to the best of our knowledge and representative of the part described herein. It may be necessary to make modifications to the part and/or the documentation of the part, in order to implement improvements. Pasternack reserves the right to make such changes as required. Unless otherwise stated, all specifications are nominal. Pasternack does not make any representation or warranty regarding the suitability of the part described herein for any particular purpose, and Pasternack does not assume any liability arising out of the use of any part or documentation.



NOTE:

\*STANDARD TOLERANCES APPLY ONLY TO DIMENSIONS IN INCHES

| STANDARD | TOLERANCES |
|----------|------------|
| .X       | ±0.2       |
| .XX      | ±0.01      |
| .XXX     | ±0.005     |

|                                                                                                                                                                                                                                                                                                                                                                                                |                                          |                                         |                                                                                                                                                                                                                       |                              |
|------------------------------------------------------------------------------------------------------------------------------------------------------------------------------------------------------------------------------------------------------------------------------------------------------------------------------------------------------------------------------------------------|------------------------------------------|-----------------------------------------|-----------------------------------------------------------------------------------------------------------------------------------------------------------------------------------------------------------------------|------------------------------|
| <div>  <div> <div>PASTERNAK®</div> <div>THE ENGINEER'S RF SOURCE</div> <div>Pasternack Enterprises, Inc.</div> <div>P.O. Box 16759   Irvine   CA   92623</div> <div>Phone: (949) 261-1920   Fax: (949) 261-7451</div> <div>Website: www.pasternack.com   E-Mail: sales@pasternack.com</div> </div> </div> | <div>DWG TITLE</div> <div>RG174A/U</div> |                                         | <div>NOTES:</div> <div>1. UNLESS OTHERWISE SPECIFIED ALL DIMENSIONS ARE NOMINAL.</div> <div>2. ALL SPECIFICATIONS ARE SUBJECT TO CHANGE WITHOUT NOTICE AT ANY TIME</div> <div>3. DIMENSIONS ARE IN INCHES [mm].</div> |                              |
|                                                                                                                                                                                                                                                                                                                                                                                                | <div>CAGE CODE</div> <div>53919</div>    | <div>CAD FILE</div> <div>05/25/18</div> | <div>SCALE</div> <div>N/A</div>                                                                                                                                                                                       | <div>SIZE</div> <div>A</div> |
| <div>7361</div>                                                                                                                                                                                                                                                                                                                                                                                |                                          |                                         |                                                                                                                                                                                                                       |                              |