



N Female Low PIM Connector Clamp/Non-Solder Contact Attachment For 1/2" Superflexible, PE-1/2SFHC

TECHNICAL DATA SHEET

PE44731

N Female Connectors

These Pasternack Enterprises' high performance connectors are designed to fit on most commercially available 1/2" superflexible, spiral corrugated copper cables and aluminum cables. These connectors are perfect for applications requiring low PIM levels, with outstanding RF performance and are easy to install in the field.

Features of the new connectors include:

- Tri-metal coating resulting in a very durable surface with good corrosion protection while providing superior electrical conductivity and exceptional PIM performance
- PIM performance of ≤ -160 dBc. VSWR levels of ≤ 1.10 up to 3GHz
- Available in 7/16 DIN and Type N series with both male and female interfaces
- O Rings gaskets provide a reliable long term weather seal
- Designed to fit on most commercially available 1/2" corrugated copper and aluminum cables

Configuration

Connector	N Female
Connector Interface Type	1/2" Superflexible, PE-1/2SFHC
Cable Attachment Method (Shield/Contact)	Clamp/Non-Solder Contact
Connector Design	Low PIM
Body Style	Straight

Electrical Specifications

Frequency Range, GHz	DC to 3
Impedance, Ohms	50
Maximum VSWR	1.1:1
Maximum Insertion Loss, dB	0.1
Dielectric Withstanding Voltage, Vrms	2,500
Maximum Passive Intermodulation (2 x 20 Watts), dBc	-160

Mechanical Specifications

Temperature

Operating Range, deg C	-40 to +85
------------------------	------------

Size

Length, in [mm]	2.03 [51.56]
Width/Dia., in [mm]	0.846 [21.49]
Weight, lbs [g]	0.23 [104.33]

Click the following link (or enter part number in "SEARCH" on website) to obtain additional part information including price, inventory and certifications: [N Female Low PIM Connector Clamp/Non-Solder Contact Attachment For 1/2" Superflexible, PE-1/2SFHC PE44731](#)

The information contained in this document is accurate to the best of our knowledge and representative of the part described herein. It may be necessary to make modifications to the part and/or the documentation of the part, in order to implement improvements. Pasternack reserves the right to make such changes as required. Unless otherwise stated, all specifications are nominal.



N Female Low PIM Connector Clamp/Non-Solder Contact
Attachment For 1/2" Superflexible, PE-1/2SFHC

TECHNICAL DATA SHEET

PE44731

Connector

Type	N Female
Mating Cycles	500
Contact Material and Plating	Spring Copper, Silver
Contact Plating Specification	200 [5] μ in. [μ m] minimum
Body Material and Plating	Brass, Tri-Metal
Body Plating Specification	78 [2] μ in. [μ m] minimum
Dielectric Type	TPX

Compliance Certifications (visit www.Pasternack.com for current document)

RoHS Compliant	Yes
----------------	-----

Plotted and Other Data

Notes:	Values at 25 °C, sea level
--------	----------------------------

N Female Low PIM Connector Clamp/Non-Solder Contact Attachment For 1/2" Superflexible, PE-1/2SFHC from Pasternack Enterprises has same day shipment for domestic and International orders. Our RF, microwave and fiber optic products maintain a 99% availability and are part of the broadest selection in the industry.

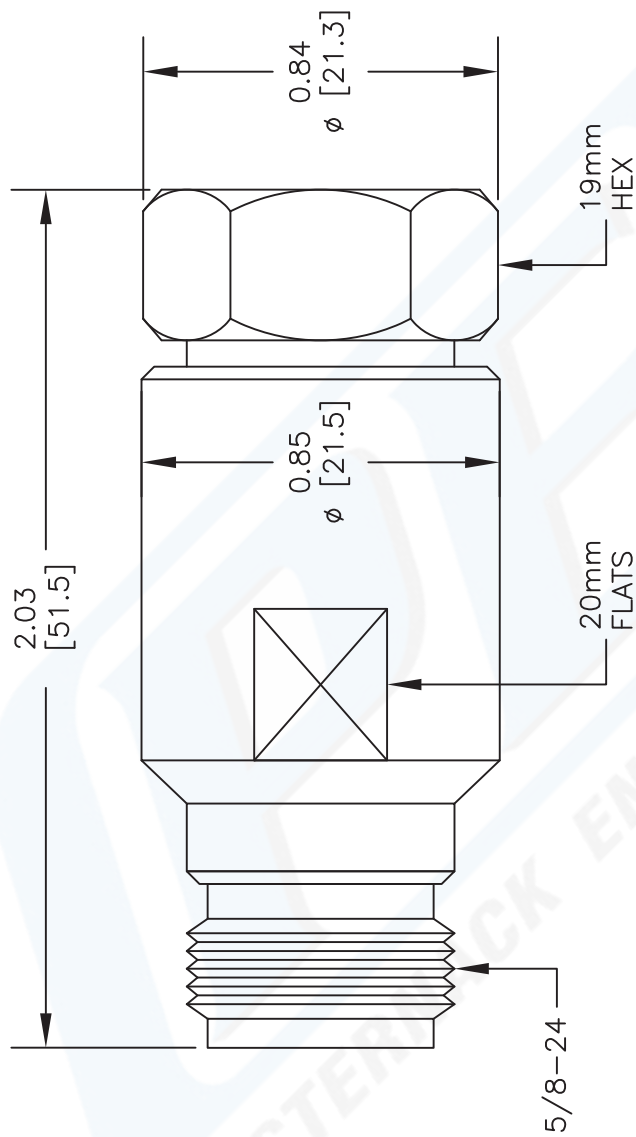
Click the following link (or enter part number in "SEARCH" on website) to obtain additional part information including price, inventory and certifications: [N Female Low PIM Connector Clamp/Non-Solder Contact Attachment For 1/2" Superflexible, PE-1/2SFHC PE44731](http://www.pasternack.com/n-female-standard-1-2-inch-super-flexible-pe-1-2sfhc-connector-pe44731-p.aspx)

URL: <http://www.pasternack.com/n-female-standard-1-2-inch-super-flexible-pe-1-2sfhc-connector-pe44731-p.aspx>

The information contained in this document is accurate to the best of our knowledge and representative of the part described herein. It may be necessary to make modifications to the part and/or the documentation of the part, in order to implement improvements. Pasternack reserves the right to make such changes as required. Unless otherwise stated, all specifications are nominal.

PE44731 CAD Drawing

N Female Low PIM Connector Clamp/Non-Solder Contact
Attachment For 1/2" Superflexible, PE-1/2SFHC



NOTES:
1. UNLESS OTHERWISE SPECIFIED ALL DIMENSIONS ARE NOMINAL.
2. ALL SPECIFICATIONS ARE SUBJECT TO CHANGE WITHOUT NOTICE AT ANY TIME.
3. DIMENSIONS ARE IN INCHES [mm].

DWG TITLE

PE44731

REV. -

FSCM NO. 53919

DATE 081412

SCALE N/A

SIZE A

2233

PASTERNAK ENTERPRISES, INC.

P.O. BOX 16759, IRVINE, CA 92623

PHONE (949) 261-1920 FAX (949) 261-7451

WEB ADDRESS: www.pasternack.com

E-MAIL ADDRESS: sales@pasternack.com

COAXIAL & FIBER OPTICS





N Male Low PIM Connector Clamp/Non-Solder Contact Attachment For 1/2" Superflexible, PE-1/2SFHC

TECHNICAL DATA SHEET

PE44729

N Male Connectors

These Pasternack Enterprises' high performance connectors are designed to fit on most commercially available 1/2" superflexible, spiral corrugated copper cables and aluminum cables. These connectors are perfect for applications requiring low PIM levels, with outstanding RF performance and are easy to install in the field.

Features of the new connectors include:

- Tri-metal coating resulting in a very durable surface with good corrosion protection while providing superior electrical conductivity and exceptional PIM performance
- PIM performance of ≤ -160 dBc. VSWR levels of ≤ 1.10 up to 3GHz
- Available in 7/16 DIN and Type N series with both male and female interfaces
- O Rings gaskets provide a reliable long term weather seal
- Designed to fit on most commercially available 1/2" corrugated copper and aluminum cables

Configuration

Connector	N Male
Connector Specification	IEC 60169-16
Connector Interface Type	1/2" Superflexible, PE-1/2SFHC
Cable Attachment Method (Shield/Contact)	Clamp/Non-Solder Contact
Connector Design	Low PIM
Body Style	Straight

Electrical Specifications

Frequency Range, GHz	DC to 3
Impedance, Ohms	50
Maximum VSWR	1.1:1
Maximum Insertion Loss, dB	0.1
Dielectric Withstanding Voltage, Vrms	2,500
Maximum Passive Intermodulation (2 x 20 Watts), dBc	-160

Mechanical Specifications

Temperature	
Operating Range, deg C	-40 to +85
Size	
Length, in [mm]	2.07 [52.58]
Width/Dia., in [mm]	0.85 [21.59]
Weight, lbs [g]	0.23 [104.33]

Click the following link (or enter part number in "SEARCH" on website) to obtain additional part information including price, inventory and certifications: [N Male Low PIM Connector Clamp/Non-Solder Contact Attachment For 1/2" Superflexible, PE-1/2SFHC PE44729](#)

The information contained in this document is accurate to the best of our knowledge and representative of the part described herein. It may be necessary to make modifications to the part and/or the documentation of the part, in order to implement improvements. Pasternack reserves the right to make such changes as required. Unless otherwise stated, all specifications are nominal.



N Male Low PIM Connector Clamp/Non-Solder Contact Attachment For 1/2 inch Superflexible, PE-1/2SFHC

TECHNICAL DATA SHEET

PE44729

Connector

Type	N Male
Mating Cycles	500
Contact Material and Plating	Spring Copper, Silver
Contact Plating Specification	200 [5] μ in. [μ m] minimum
Outer Conductor Material and Plating	Brass, Tri-Metal
Outer Conductor Plating Specification	78 [2] μ in. [μ m] minimum
Coupling Nut Material and Plating	Brass, Nickel
Coupling Nut Plating Specification	200 [5] μ in. [μ m] minimum
Hex Size, mm	20
Torque, in-lbs [Nm]	15 [1.7]
Body Material and Plating	Brass, Tri-Metal
Body Plating Specification	78 [2] μ in. [μ m] minimum
Dielectric Type	TPX

Compliance Certifications (visit www.Pasternack.com for current document)

RoHS Compliant	Yes
----------------	-----

Plotted and Other Data

Notes:	Values at 25 °C, sea level
--------	----------------------------

N Male Low PIM Connector Clamp/Non-Solder Contact Attachment For 1/2 inch Superflexible, PE-1/2SFHC from Pasternack Enterprises has same day shipment for domestic and International orders. Our RF, microwave and fiber optic products maintain a 99% availability and are part of the broadest selection in the industry.

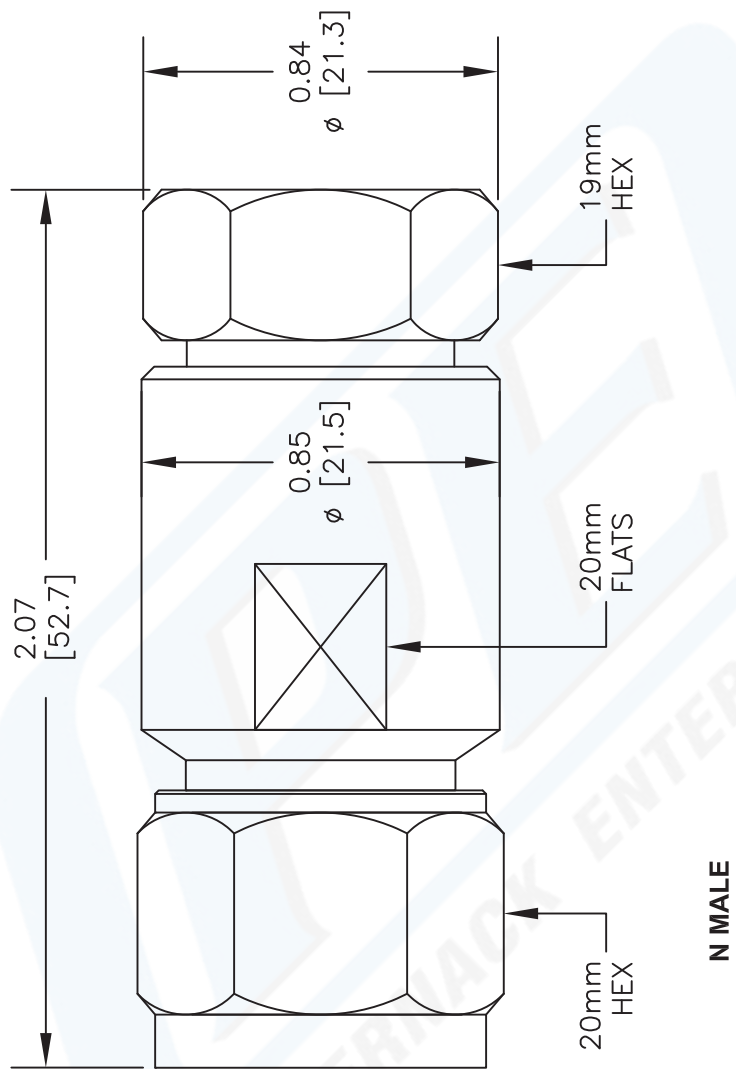
Click the following link (or enter part number in "SEARCH" on website) to obtain additional part information including price, inventory and certifications: [N Male Low PIM Connector Clamp/Non-Solder Contact Attachment For 1/2 inch Superflexible, PE-1/2SFHC PE44729](http://www.pasternack.com/n-male-standard-1-2-inch-super-flexible-pe-1-2sfhc-connector-pe44729-p.aspx)

URL: <http://www.pasternack.com/n-male-standard-1-2-inch-super-flexible-pe-1-2sfhc-connector-pe44729-p.aspx>

The information contained in this document is accurate to the best of our knowledge and representative of the part described herein. It may be necessary to make modifications to the part and/or the documentation of the part, in order to implement improvements. Pasternack reserves the right to make such changes as required. Unless otherwise stated, all specifications are nominal.

PE44729 CAD Drawing

N Male Low PIM Connector Clamp/Non-Solder Contact
Attachment For 1/2" Superflexible, PE-1/2SFHC



NOTES:
1. UNLESS OTHERWISE SPECIFIED ALL DIMENSIONS ARE NOMINAL.
2. ALL SPECIFICATIONS ARE SUBJECT TO CHANGE WITHOUT NOTICE AT ANY TIME.
3. DIMENSIONS ARE IN INCHES [mm].

DWG TITLE
PE44729

PASTERNAK ENTERPRISES, INC.
P.O. BOX 16759, IRVINE, CA 92623
PHONE (949) 261-1920 FAX (949) 261-7451
WEB ADDRESS: www.pasternack.com
E-MAIL ADDRESS: sales@pasternack.com
COAXIAL & FIBER OPTICS



REV. -	FSCM NO. 53919	DATE 081412	SCALE N/A	SIZE A	2233
--------	----------------	-------------	-----------	--------	------



Low Loss SPO-500 Rated Corrugated Coax Cable with Black PE Jacket Superflexible Outdoor Rated

RF Cables Technical Data Sheet



SPO-500

Times Microwave Systems Coax Cable Specification

Configuration

- Low Loss Corrugated Cable
- 1 Shield(s)

Features

- PIM < -160 dBc
- Lightweight and Super Flexible
- Low Loss Dielectric 83% VoP
- Shielding > 100 dB
- Durable Black Polyethylene Outer Jacket
- Outdoor Rated

Applications

- Distributed Antenna Systems (DAS)
- Antenna Installations
- Small Cell
- Outdoor Applications
- Commutation Tower Install

Description

SPO-500 low loss outdoor rated coax cable by Times Microwave is part of our full line of RF components available for same-day shipping. The SPO-500 coaxial cable features a low loss dielectric with an 83% velocity of propagation (VoP), BCCAL center conductor and a helically corrugated, copper outer conductor. These features combine to make the Times Microwave SPO-500 a superflexible, low PIM coax cable that is well suited for use as an antenna jumper cable, Distributed Antenna Systems (DAS), small cell, and other outdoor applications. The tough, black polyethylene jacket provides moisture and UV protection and is suitable for outdoor use.

Our datasheet specifications and drawing with dimensions for Times Microwave SPO-500 coax cable are shown below in this PDF. Whether the need is to provide a low PIM jumper connection, low PIM feeder cable or simply create a custom cable assembly configuration, Pasternack has the right SPO-500 cable assembly for the job. See our web site to find the right connector cable combination for your application.

Electrical Specifications

Description	Minimum	Typical	Maximum	Units
Frequency Range	DC		6	GHz
Impedance		50		Ohms
Velocity of Propagation		83		%
Passive Intermodulation			-158	dBc
Nominal Capacitance		24 [78.74]		pF/ft [pF/m]

Click the following link (or enter part number in "SEARCH" on website) to obtain additional part information including price, inventory and certifications: [Low Loss SPO-500 Rated Corrugated Coax Cable with Black PE Jacket Superflexible Outdoor Rated SPO-500](#)



Low Loss SPO-500 Rated Corrugated Coax Cable with Black PE Jacket Superflexible Outdoor Rated

RF Cables Technical Data Sheet



SPO-500

Performance by Frequency Band

Description	F1	F2	F3	F4	F5	Units
Frequency	0.5	1	2	6		GHz
Attenuation, Typ	2.43	3.51	5.12	9.6		dB/100ft
	7.97	11.52	16.8	31.5		dB/100m
Input Power (CW), Max	1,260	900	610	260		Watts

Mechanical Specifications

Diameter	0.53 in [13.46 mm]
Weight	0.121 lbs/ft [0.18 Kg/m]
Min. Bend Radius (Installation)	2.25 in [57.15 mm]

Construction Specifications

Description	Material and Plating	Diameter
Inner Conductor	Copper Clad Aluminum ¹	0.14 in 3.56 mm
Conductor Type	Solid	
Dielectric	Foam PE	0.35 in 8.89 mm
Outer Conductor	Copper Corrugated	0.48 in 12.19 mm
Jacket	PE, Black	0.53 in [13.46 mm]

Environmental Specifications

Temperature Operating Range	-40 to +85 deg C
--------------------------------	------------------

Click the following link (or enter part number in "SEARCH" on website) to obtain additional part information including price, inventory and certifications: [Low Loss SPO-500 Rated Corrugated Coax Cable with Black PE Jacket Superflexible Outdoor Rated SPO-500](#)



Low Loss SPO-500 Rated Corrugated Coax Cable with Black PE Jacket Superflexible Outdoor Rated

RF Cables Technical Data Sheet



SPO-500

Compliance Certifications (see [product page](#) for current document)

Plotted and Other Data

Notes:

Low Loss SPO-500 Rated Corrugated Coax Cable with Black PE Jacket Superflexible Outdoor Rated from Pasternack Enterprises has same day shipment for domestic and International orders. Our RF, microwave and millimeter wave products maintain a 99.4% availability and are part of the broadest selection in the industry.

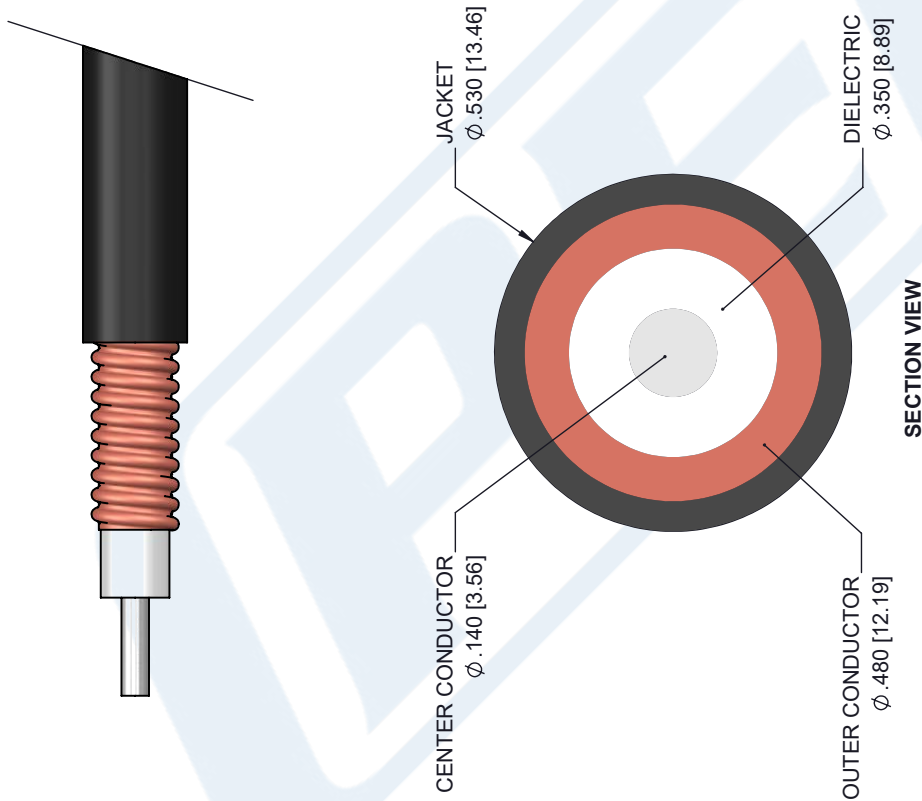
Click the following link (or enter part number in "SEARCH" on website) to obtain additional part information including price, inventory and certifications: [Low Loss SPO-500 Rated Corrugated Coax Cable with Black PE Jacket Superflexible Outdoor Rated SPO-500](#)

URL: <https://www.pasternack.com/low-loss-corrugated-spo500-pe-jacket-spo-500-p.aspx>

The information contained in this document is accurate to the best of our knowledge and representative of the part described herein. It may be necessary to make modifications to the part and/or the documentation of the part, in order to implement improvements. Pasternack reserves the right to make such changes as required. Unless otherwise stated, all specifications are nominal. Pasternack does not make any representation or warranty regarding the suitability of the part described herein for any particular purpose, and Pasternack does not assume any liability arising out of the use of any part or documentation.

TIMES MICROWAVE SYSTEMS **SPO-500 CAD Drawing**
 Low Loss SPO-500 Rated Corrugated Coax Cable with
 Black PE Jacket Superflexible Outdoor Rated

REVISIONS			
REV.	DESCRIPTION	DATE	APPROVED
A	INITIAL RELEASE	03/04/19	S. ELLIS



[PE] PASTERNAK an INFINITI brand Pasternack Enterprises, Inc. P.O. Box 16759, Irvine, CA 92623. Phone: 1.949.261.1920 1.866.727.8376 Fax: 1.949.261.7451 www.pasternack.com e-mail: sales@pasternack.com		THE INFORMATION AND DESIGN IN THIS DOCUMENT IS THE PROPERTY OF PASTERNAK CORPORATION. ALL RIGHTS RESERVED. SHEET 1 OF 1 SCALE N/A	
UNLESS OTHERWISE SPECIFIED LEADING DIMENSIONS ARE INCHES DIMENSIONS IN [] ARE MILLIMETERS TOLERANCES: X±.2 [5.08] XX±.01 [.25] XXX±.005 [.13]	FRACTIONS ±1/32 ANGLES ±1° ALL DIMENSIONS SHOWN ARE FOR REFERENCE ONLY.	SIZE A	DRAWN BY K.DANG
THIRD ANGLE PROJECTION 		PART NUMBER SPO-500	REV A

THESE COMMODITIES, TECHNOLOGY OR SOFTWARE WERE EXPORTED FROM THE UNITED STATES IN ACCORDANCE WITH THE EXPORT ADMINISTRATION REGULATIONS. DIVERSION CONTRARY TO U.S. LAW PROHIBITED.