



## MMCX Plug Connector Solder Attachment for PE-047SR, PE-SR047AL, PE-SR047FL

### RF Connectors Technical Data Sheet

PE44456

#### Configuration

- MMCX Plug Connector
- 50 Ohms
- Straight Body Geometry

- PE-047SR, PE-SR047AL, PE-SR047FL Interface Type
- Solder Attachment

#### Features

- Max. Operating Frequency 6 GHz
- Gold Plated Brass Contact

#### Applications

- General Purpose Test
- Custom Cable Assemblies

#### Description

Pasternack's PE44456 MMCX plug connector with solder attachment for PE-047SR, PE-SR047AL and PE-SR047FL is part of our full line of RF components available for same-day shipping. Our MMCX plug connector operates up to a maximum frequency of 6 GHz.

Our MMCX plug connector PE44456 datasheet specifications and drawing with dimensions are shown below in this PDF. Pasternack's broad catalog of RF, microwave and millimeter wave connectors allows designers to configure and customize their signal connections however they like. Whether the need is to provide an I/O for a board design, or simply create a custom cable assembly configuration, Pasternack has the right connector for the job. Pasternack can also expertly build your custom cable assemblies for you and ship same-day.

#### Electrical Specifications

Description	Minimum	Typical	Maximum	Units
Frequency Range	DC		6	GHz

#### Mechanical Specifications

Size	
Length	0.488 in [12.4 mm]
Width/Dia.	0.16 in [4.06 mm]
Weight	0.003 lbs [1.36 g]

Click the following link (or enter part number in "SEARCH" on website) to obtain additional part information including price, inventory and certifications: [MMCX Plug Connector Solder Attachment for PE-047SR, PE-SR047AL, PE-SR047FL PE44456](#)



MMCX Plug Connector Solder Attachment for PE-047SR, PE-SR047AL, PE-SR047FL

## RF Connectors Technical Data Sheet

PE44456

### Material Specifications

Description	Material	Plating
Contact	Brass	Gold
Insulation	PTFE	
Body	Brass	Gold

### Environmental Specifications

#### Temperature

Operating Range -65 to +165 deg C

**Compliance Certifications** (see [product page](#) for current document)

### Plotted and Other Data

Notes:

MMCX Plug Connector Solder Attachment for PE-047SR, PE-SR047AL, PE-SR047FL from Pasternack Enterprises has same day shipment for domestic and International orders. Our RF, microwave and millimeter wave products maintain a 99% availability and are part of the broadest selection in the industry.

Click the following link (or enter part number in "SEARCH" on website) to obtain additional part information including price, inventory and certifications: [MMCX Plug Connector Solder Attachment for PE-047SR, PE-SR047AL, PE-SR047FL PE44456](#)

URL: <https://www.pasternack.com/mmcx-plug-standard-pe-047sr-pe-sr047al-pe-sr047fl-connector-pe44456-p.aspx>

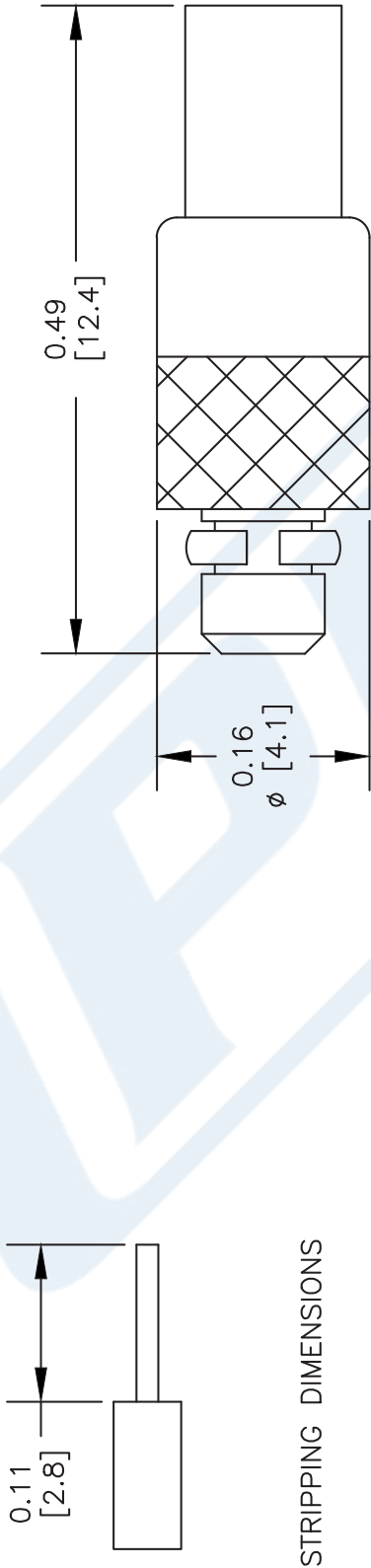
The information contained in this document is accurate to the best of our knowledge and representative of the part described herein. It may be necessary to make modifications to the part and/or the documentation of the part, in order to implement improvements. Pasternack reserves the right to make such changes as required. Unless otherwise stated, all specifications are nominal. Pasternack does not make any representation or warranty regarding the suitability of the part described herein for any particular purpose, and Pasternack does not assume any liability arising out of the use of any part or documentation.

PE44456 CAD Drawing

MMCX Plug Connector Solder Attachment for PE-047SR, PE-SR047AL, PE-SR047FL



1 2 3



STRIPPING DIMENSIONS

ASSEMBLY PROCEDURES

1. STRIP CABLE AS SHOWN. DO NOT NICK CENTER CONDUCTOR.
2. SLIDE SOLDER ADAPTER (1) OVER OUTER CONDUCTOR. SLIDE PTFE (2) OVER CENTER CONDUCTOR.
3. SOLDER CONTACT (3) TO CENTER CONDUCTOR. SLIDE ADAPTER (1) FORWARD.
4. INSERT ASSEMBLY (1,2&3) INTO BODY, UNTIL CONTACT SEATS IN PLACE. SOLDER BODY & ADAPTER TO OUTER CONDUCTOR.

NOTES:  
1. UNLESS OTHERWISE SPECIFIED ALL DIMENSIONS ARE NOMINAL.  
2. ALL SPECIFICATIONS ARE SUBJECT TO CHANGE WITHOUT NOTICE AT ANY TIME.  
3. DIMENSIONS ARE IN INCHES [mm].  
4. FITS MIL-C-17 AND EQUIVALENT CABLES.

DWG TITLE  
**PE44456**

FSCM NO. 53919

2233

SIZE A

SCALE N/A

CAD FILE 120804-A



**PASTERNAK®**  
Pasternack Enterprises, Inc.  
P.O. Box 16759 | Irvine | CA | 92623  
**Phone:** (949) 261-1920 | **Fax:** (949) 261-7451  
**Website:** [www.pasternack.com](http://www.pasternack.com) | **E-Mail:** [sales@pasternack.com](mailto:sales@pasternack.com)



## Mini SMP Male VITA 67 Connector Solder Attachment for PE-P047, PE-P047LL, PE-047SR, PE-SR047FL, PE-SR047AL

### RF Connectors Technical Data Sheet

**PE45539**

#### Configuration

- Mini SMP Male Connector
- 50 Ohms
- Straight Body Geometry
- Connector Interface Types: PE-P047, PE-P047LL, PE-047SR, PE-SR047FL, PE-SR047AL
- VITA 67 Design

#### Features

- Max. Operating Frequency 40 GHz
- Good VSWR of 1.45:1
- Gold Plated Beryllium Copper Contact
- Contact plating according to ASTM B488
- Blind Mate Connector
- Coaxial interconnects on VPX platforms
- Standard MIL-STD-348 SMPM interface
- Rugged Stainless Steel construction
- Accepts 0.047" and 0.086" cable contacts for end-to-end solution

#### Applications

- General Purpose Test
- Custom Cable Assemblies
- Robust and Rugged high speed cabled solution
- VITA 67 Backplane
- High Density Applications

#### Description

Pasternack's PE45539 4-position block housing is part of our full line of VITA 67 Backplane solutions and is available for same-day shipping. Pasternack introduces 4 position (VITA 67.1) and 8 position (VITA 67.2) RF connector housings designed for 3U and 6U formats within the OpenVPX architecture. These blocks are machined from stainless steel for a rugged solution. The blocks are designed to accept both PE45535 (0.047" cable contact) & PE45536 (.086" cable contact) used in flexible or semi-rigid cables. These blocks are ideal for blind mating daughtercards to motherboards as the RF contacts provide +/- .010" radial misalignment tolerance and have excellent return loss up to 40 GHz.

The SMPM (Mini-SMP) blind mate connector is ideal for applications where direct visual or tactile access to the connection point is not possible, for example, when two circuit boards need to be mated. The block's right angle body geometry allows for easier connections in tight spaces.

Our SMPM (Mini-SMP) right angle block PE45539 specifications and drawing with dimensions are shown below in this PDF. Pasternack's broad catalog of RF, microwave and millimeter wave connectors allows designers to configure and customize their signal connections however they like. Whether the need is to provide an I/O for a board design, or simply create a custom cable assembly configuration, Pasternack has the right connector for the job. Pasternack can also expertly build your custom cable assemblies for you and ship same-day.

#### Electrical Specifications

Description	Minimum	Typical	Maximum	Units
Frequency Range	DC		40	GHz
VSWR			1.45:1	
Dielectric Withstanding Voltage (AC)			325	Vrms
Inner Conductor DC Resistance			6	mOhms
Outer Conductor DC Resistance			5	mOhms
Insulation Resistance	5,000			MOhms

Click the following link (or enter part number in "SEARCH" on website) to obtain additional part information including price, inventory and certifications: [Mini SMP Male VITA 67 Connector Solder Attachment for PE-P047, PE-P047LL, PE-047SR, PE-SR047FL, PE-SR047AL PE45539](#)



Mini SMP Male VITA 67 Connector Solder Attachment for PE-P047, PE-P047LL, PE-047SR, PE-SR047FL, PE-SR047AL

## RF Connectors Technical Data Sheet

**PE45539**

### Mechanical Specifications

#### Size

Length	0.42 in [10.67 mm]
Width/Dia.	0.19 in [4.83 mm]
Height	0.19 in [4.83 mm]
Weight	0.0016 lbs [0.73 g]
Mating Cycles	500 Cycles

#### Material Specifications

Description	Material	Plating
Contact	Beryllium Copper	Gold ASTM B488
Insulation	PEI	
Body	Brass	Gold ASTM B488
Retaining Ring	Beryllium Copper	Nickel SAE-AMS-QQ-N-290

### Environmental Specifications

#### Temperature

Operating Range	-55 to +125 deg C
Humidity	1,000 megohms within 5 minutes after removal from humidity, tested per MIL-STD-202, Method 106
Shock	Sawtooth pulse of 100 g 6ms per MIL-STD-202, Method 213, Condition I
Vibration	MIL-STD-202, Method 214, Test Condition I, Curve D
Thermal Shock	MIL-STD-202, Method 107, Test Condition A

**Compliance Certifications** (see [product page](#) for current document)

### Plotted and Other Data

Notes:

Click the following link (or enter part number in "SEARCH" on website) to obtain additional part information including price, inventory and certifications: [Mini SMP Male VITA 67 Connector Solder Attachment for PE-P047, PE-P047LL, PE-047SR, PE-SR047FL, PE-SR047AL PE45539](#)



Mini SMP Male VITA 67 Connector Solder Attachment for PE-P047, PE-P047LL, PE-047SR, PE-SR047FL, PE-SR047AL

## RF Connectors Technical Data Sheet

**PE45539**

Mini SMP Male VITA 67 Connector Solder Attachment for PE-P047, PE-P047LL, PE-047SR, PE-SR047FL, PE-SR047AL from Pasternack Enterprises has same day shipment for domestic and International orders. Our RF, microwave and millimeter wave products maintain a 99.4% availability and are part of the broadest selection in the industry.

Click the following link (or enter part number in "SEARCH" on website) to obtain additional part information including price, inventory and certifications: [Mini SMP Male VITA 67 Connector Solder Attachment for PE-P047, PE-P047LL, PE-047SR, PE-SR047FL, PE-SR047AL PE45539](https://www.pasternack.com/mini-smp-male-pe-p047-pe-p047ll-pe-sr047fl-connector-pe45539-p.aspx)

URL: <https://www.pasternack.com/mini-smp-male-pe-p047-pe-p047ll-pe-sr047fl-connector-pe45539-p.aspx>

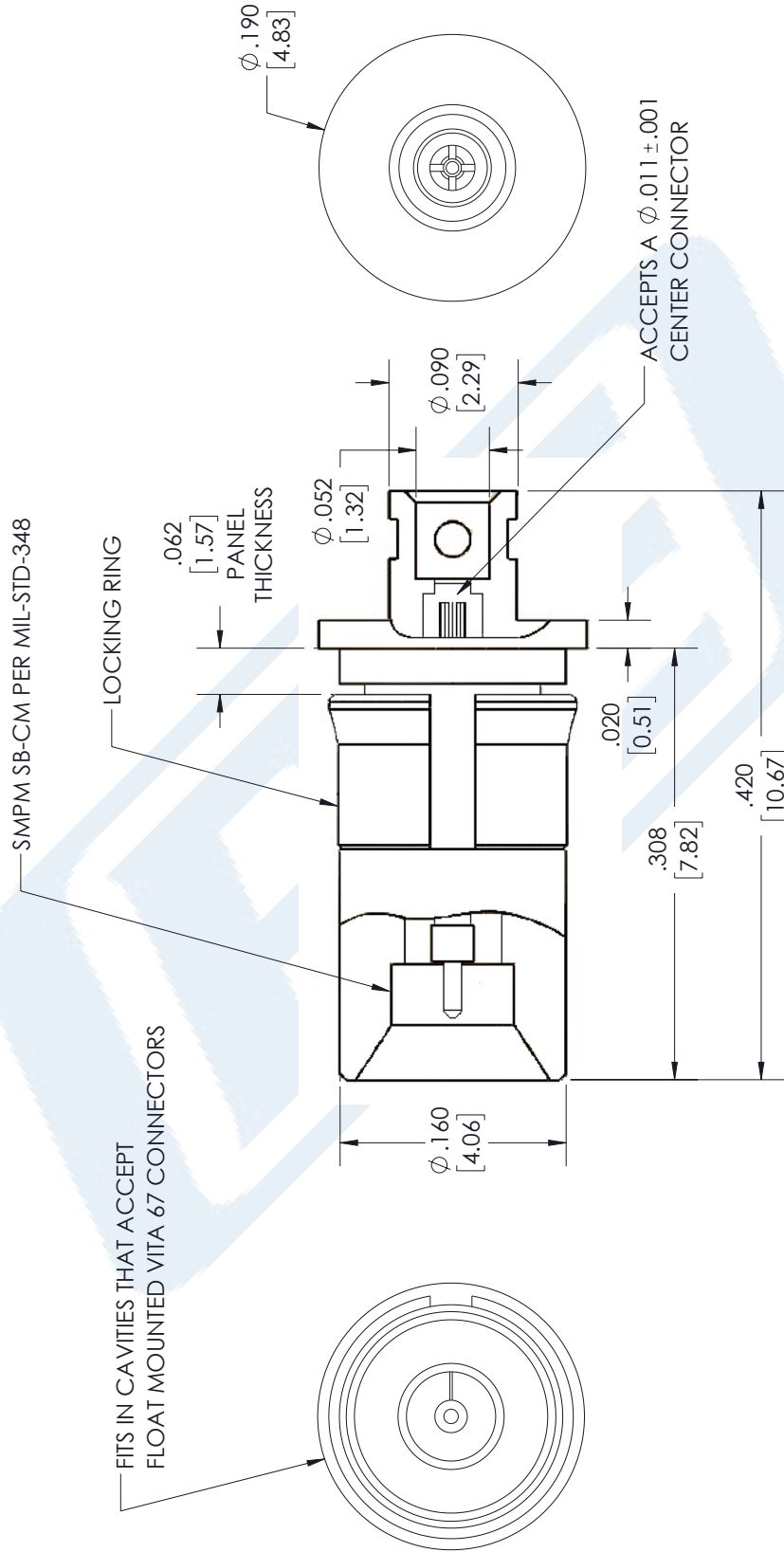
The information contained in this document is accurate to the best of our knowledge and representative of the part described herein. It may be necessary to make modifications to the part and/or the documentation of the part, in order to implement improvements. Pasternack reserves the right to make such changes as required. Unless otherwise stated, all specifications are nominal. Pasternack does not make any representation or warranty regarding the suitability of the part described herein for any particular purpose, and Pasternack does not assume any liability arising out of the use of any part or documentation.



# PE45539 CAD Drawing

Mini SMP Male VITA 67 Connector Solder Attachment for PE-P047, PE-P047LL, PE-047SR, PE-SR047FL, PE-SR047AL

REVISIONS			
REV.	DESCRIPTION	DATE	APPROVED
A	INITIAL RELEASE	09/16/2022	AGANWANI



UNLESS OTHERWISE SPECIFIED  
LEADING DIMENSIONS ARE INCHES  
DIMENSIONS IN [ ] ARE MILLIMETERS

TOLERANCES:  
 .X = ± .2 [5.08] FRACTIONS  
 .XX = ± .02 [ .51] ± 1/32  
 .XXX = ± .005 [ .13] ANGLES ± 1°  
 CABLE LENGTH (L) TOLERANCES:  
 L ≤ 12 [305] = +1 [25] / -0  
 12 [305] < L ≤ 60 [1524] = +2 [51] / -0  
 60 [1524] < L ≤ 120 [3048] = +4 [102] / -0  
 120 [3048] < L ≤ 300 [7620] = +6 [152] / -0  
 300 [7620] < L = +5%L / -0  
 ALL DIMENSIONS SHOWN  
 ARE FOR REFERENCE ONLY.

**PE PASTERNAK**  
an INFINITE brand

Pasternack Enterprises, Inc.  
P.O. Box 16759, Irvine, CA 92623.  
Phone: 1.949.261.1920 | 1.866.727.8376  
Fax: 1.949.261.7451  
Website: [www.pasternack.com](http://www.pasternack.com)  
E-mail: [sales@pasternack.com](mailto:sales@pasternack.com)

THIRD-ANGLE PROJECTION

THE INFORMATION AND  
DESIGN IN THIS DOCUMENT  
IS THE PROPERTY OF  
PASTERNAK CORPORATION  
ALL RIGHTS RESERVED.

SHEET 1 OF 1  
SCALE N/A

REV A

SIZE A CAGE CODE 53919 DRAWN BY BPUCHASKI ITEM NO. PE45539

THESE COMMODITIES, TECHNOLOGY OR SOFTWARE WERE EXPORTED FROM THE UNITED STATES IN ACCORDANCE WITH THE EXPORT ADMINISTRATION REGULATIONS. DIVERSION CONTRARY TO U.S. LAW PROHIBITED.

## Formable 047 Semi-rigid Coax Cable with Tinned Copper Braid Outer Conductor

### RF Cables Technical Data Sheet

PE-SR047FL

#### Configuration

- Formable Cable
- 1 Shield(s)

#### Features

- Dimensionally and electrically the same as standard, solid outer conductor semi-rigid coax
- May be formed by hand and does not require special tools to bend
- May be formed more than once without damaging the outer conductor
- Tinned Copper Braid Outer Conductor
- Max Frequency 20 GHz

#### Applications

- Test and Measurement
- Communication Systems
- Wireless Systems
- Medical Equipment
- RADAR
- Low Loss Applications

#### Description

Formable semi-rigid coaxial cable is a hand formable version of standard semi-rigid that does not require complicated and costly preformed cable assemblies. Because the dimensions and electrical characteristics are so closely matched to semi-rigid coax, standard semi-rigid connectors can be used. Pasternack's PE-SR047FL is a formable .047 semi-rigid coax cable with tinned copper braid outer conductor, providing low loss and excellent RF shielding effectiveness. This semi-flexible cable has an FEP jacket to reduce the chance of shorting exposed contacts or circuit conductors. Pasternack's formable cable can be used as an alternative to semi-rigid coaxial cable in applications where flexibility is required without giving up high electrical performance level. PE-SR047FL datasheet specifications and outline drawing for this .047 semi-flexible hand formable cable are shown in the PDF below.

Pasternack carries a wide range of cables ready to ship same day to fit your needs. They are available in corrugated, flexible, formable or semi-rigid versions with different constructions of conductor materials, dielectric materials, shielding configurations and jacket materials. Our cables are designed to fit a wide range of performance criteria including attenuation, operating temperature, environmental factor, and power capability.

#### Electrical Specifications

Description	Minimum	Typical	Maximum	Units
Frequency Range	DC		20	GHz
Impedance		50		Ohms
Velocity of Propagation		69.5		%
Inner Conductor DC Resistance			207	Ohms/1000ft
Outer Conductor DC Resistance			8	Ohms/1000ft
Nominal Capacitance		32 [104.99]		pF/ft [pF/m]

Click the following link (or enter part number in "SEARCH" on website) to obtain additional part information including price, inventory and certifications: [Formable 047 Semi-rigid Coax Cable with Tinned Copper Braid Outer Conductor PE-SR047FL](#)



## Formable 047 Semi-rigid Coax Cable with Tinned Copper Braid Outer Conductor

### RF Cables Technical Data Sheet

PE-SR047FL

#### Performance by Frequency Band

Description	F1	F2	F3	F4	F5	Units
Frequency	0.5	1	3	5	10	GHz
Attenuation, Typ	25	36	65	86	128	dB/100ft
	82.02	118.11	213.25	282.15	419.95	dB/100m

Description	F6	F7	F8	F9	F10	Units
Frequency	15	20				GHz
Attenuation, Typ	162	192				dB/100ft
	531.5	629.92				dB/100m

#### Mechanical Specifications

##### Construction Specifications

Description	Material and Plating	Diameter
Inner Conductor	Copper Clad Steel, Silver1	0.011 in 0.28 mm
Conductor Type	Solid	
Dielectric	PTFE	0.034 in 0.86 mm
Outer Conductor	Tinned Copper Braid	0.047 in 1.19 mm

#### Environmental Specifications

##### Temperature

Operating Range

-40 to +100 deg C

Click the following link (or enter part number in "SEARCH" on website) to obtain additional part information including price, inventory and certifications: [Formable 047 Semi-rigid Coax Cable with Tinned Copper Braid Outer Conductor PE-SR047FL](#)

## Formable 047 Semi-rigid Coax Cable with Tinned Copper Braid Outer Conductor

### RF Cables Technical Data Sheet

PE-SR047FL

**Compliance Certifications** (see [product page](#) for current document)

#### Plotted and Other Data

Notes:

Formable 047 Semi-rigid Coax Cable with Tinned Copper Braid Outer Conductor from Pasternack Enterprises has same day shipment for domestic and International orders. Our RF, microwave and millimeter wave products maintain a 99.4% availability and are part of the broadest selection in the industry.

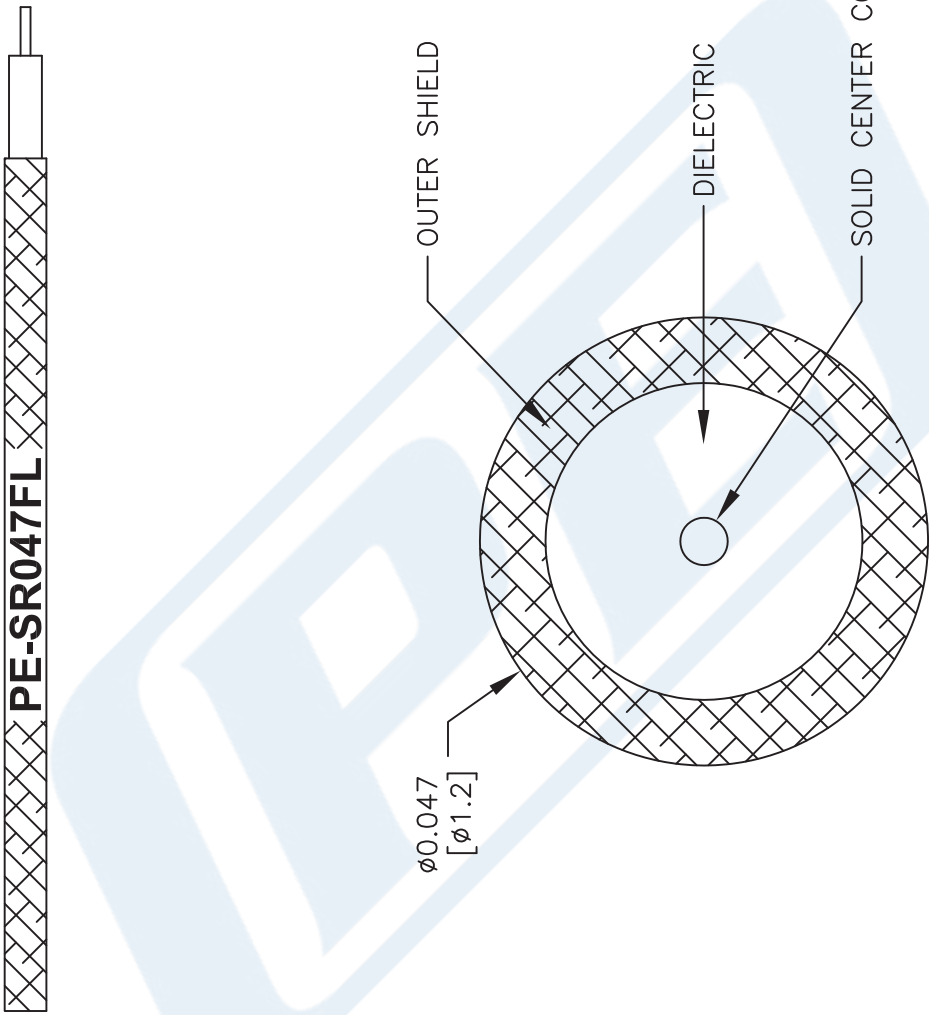
Click the following link (or enter part number in "SEARCH" on website) to obtain additional part information including price, inventory and certifications: [Formable 047 Semi-rigid Coax Cable with Tinned Copper Braid Outer Conductor PE-SR047FL](#)

URL: <https://www.pasternack.com/formable-0.047-semirigid-replacement-50-ohm-coax-cable-tinned-braid-pe-sr047fl-p.aspx>

The information contained in this document is accurate to the best of our knowledge and representative of the part described herein. It may be necessary to make modifications to the part and/or the documentation of the part, in order to implement improvements. Pasternack reserves the right to make such changes as required. Unless otherwise stated, all specifications are nominal. Pasternack does not make any representation or warranty regarding the suitability of the part described herein for any particular purpose, and Pasternack does not assume any liability arising out of the use of any part or documentation.

PE-SR047FL CAD Drawing

Formable 047 Semi-rigid Coax Cable with Tinned Copper Braid Outer Conductor



NOTES:  
1. UNLESS OTHERWISE SPECIFIED ALL DIMENSIONS ARE NOMINAL.  
2. ALL SPECIFICATIONS ARE SUBJECT TO CHANGE WITHOUT NOTICE AT ANY TIME.  
3. DIMENSIONS ARE IN INCHES [mm].

DWG TITLE

PE-SR047FL

FSCM NO. 53919

CAD FILE 111716

SCALE N/A

SIZE A

41742

**PE PASTERNAK**  
THE ENGINEER'S RF SOURCE

Pasternack Enterprises, Inc.  
P.O. Box 16759 | Irvine | CA | 92623  
Phone: (949) 261-1920 | Fax: (949) 261-7451  
Website: [www.pasternack.com](http://www.pasternack.com) | E-Mail: [sales@pasternack.com](mailto:sales@pasternack.com)