



SMA Male Connector Crimp/Non-Solder Contact Attachment for LMR-240, PE-C240

RF Connectors Technical Data Sheet



EZ-240-SM-X

Times Microwave Systems Connector Specification

Configuration

- SMA Male Connector
- MIL-STD-348
- 50 Ohms
- Straight Body Geometry
- Connector Interface Types: LMR-240, PE-C240
- 5/16 Inch Hex

Features

- Max. Operating Frequency 6 GHz
- Good VSWR of 1.3:1
- Gold Plated Beryllium Copper Contact
- Contact plating according to ASTM B488

Applications

- General Purpose Test
- Custom Cable Assemblies

Description

Pasternack's EZ-240-SM-X SMA male connector with crimp/non-solder contact attachment for LMR-240 and PE-C240 is part of our full line of RF components available for same-day shipping. Our SMA male connector operates up to a maximum frequency of 6 GHz and offers good VSWR of 1.3:1.

Our SMA male connector EZ-240-SM-X datasheet specifications and drawing with dimensions are shown below in this PDF. Pasternack's broad catalog of RF, microwave and millimeter wave connectors allows designers to configure and customize their signal connections however they like. Whether the need is to provide an I/O for a board design, or simply create a custom cable assembly configuration, Pasternack has the right connector for the job. Pasternack can also expertly build your custom cable assemblies for you and ship same-day.

Electrical Specifications

Description	Minimum	Typical	Maximum	Units
Frequency Range	DC		6	GHz
VSWR			1.3:1	
Insertion Loss			0.25	dB
Operating Voltage (AC)			1,000	Vrms
Insulation Resistance	10,000			MOhms

Mechanical Specifications

Size

Length	1.17 in [29.72 mm]
Width/Dia.	0.375 in [9.53 mm]
Weight	0.02 lbs [9.07 g]

Click the following link (or enter part number in "SEARCH" on website) to obtain additional part information including price, inventory and certifications: [SMA Male Connector Crimp/Non-Solder Contact Attachment for LMR-240, PE-C240 EZ-240-SM-X](#)



SMA Male Connector Crimp/Non-Solder Contact Attachment for LMR-240, PE-C240

RF Connectors Technical Data Sheet



EZ-240-SM-X

Material Specifications

Description	Material	Plating
Contact	Beryllium Copper	Gold ASTM B488
Insulation	PTFE	
Outer Conductor	Brass	Tri-Metal
Body	Brass	Tri-Metal
Coupling Nut	Brass	Tri-Metal

Environmental Specifications

Temperature

Operating Range

Shock

Vibration

Thermal Shock

-40 to +125 deg C

MIL-STD-202G, Meth. 213, Cond I

MIL-STD-202G, Meth. 204, Cond B

MIL-STD-202G, Meth. 107, Cond B

Compliance Certifications (see [product page](#) for current document)

Plotted and Other Data

Notes:

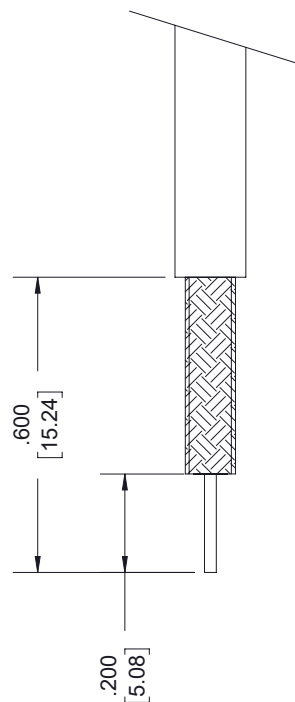
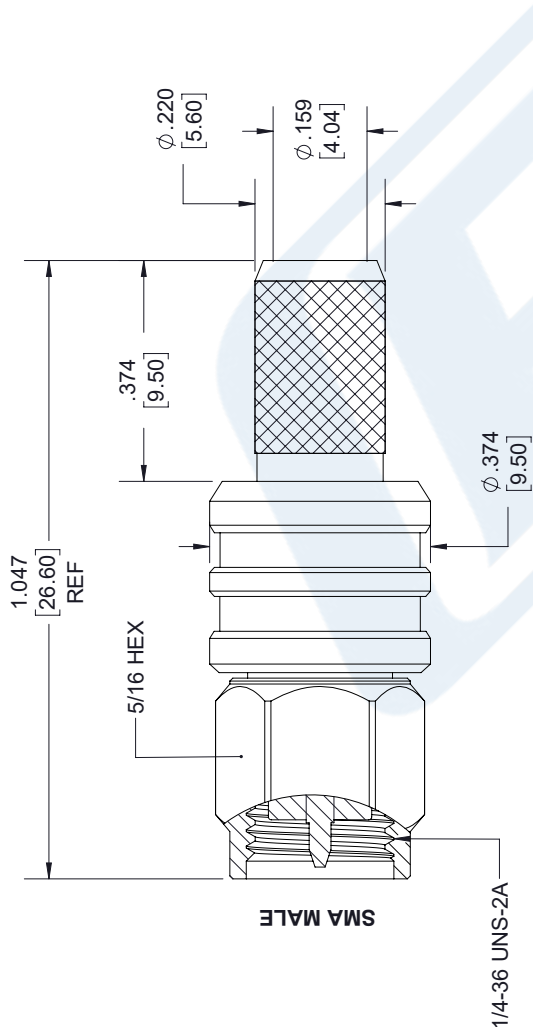
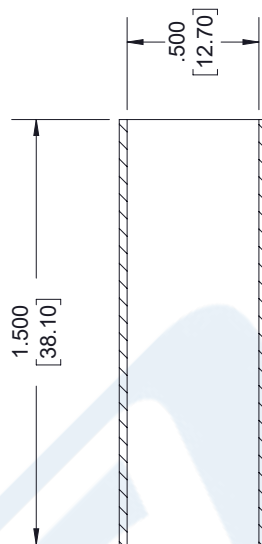
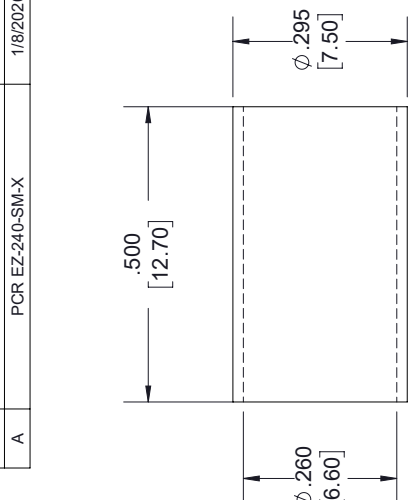
SMA Male Connector Crimp/Non-Solder Contact Attachment for LMR-240, PE-C240 from Pasternack Enterprises has same day shipment for domestic and International orders. Our RF, microwave and millimeter wave products maintain a 99.4% availability and are part of the broadest selection in the industry.

Click the following link (or enter part number in "SEARCH" on website) to obtain additional part information including price, inventory and certifications: [SMA Male Connector Crimp/Non-Solder Contact Attachment for LMR-240, PE-C240 EZ-240-SM-X](#)

URL: <https://www.pasternack.com/sma-male-standard-lmr-240-pe-c240-connector-ez-240-sm-x-p.aspx>

The information contained in this document is accurate to the best of our knowledge and representative of the part described herein. It may be necessary to make modifications to the part and/or the documentation of the part, in order to implement improvements. Pasternack reserves the right to make such changes as required. Unless otherwise stated, all specifications are nominal. Pasternack does not make any representation or warranty regarding the suitability of the part described herein for any particular purpose, and Pasternack does not assume any liability arising out of the use of any part or documentation.

REVISIONS			
REV.	DESCRIPTION	DATE	APPROVED
A	PCR EZ-240-SM-X	1/8/2020	SELLIS



STRIPPING DIMENSIONS

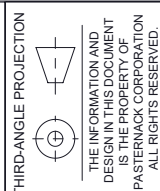
NOTES:

- CABLE ATTACHMENT:
 - OUTER: CRIMP
 - INNER: NON-SOLDER
- CRIMP SIZE REQUIRED:
 - FERRULE: .255 [6.48] HEX. CRIMP TOOL
 - CONTACT: NON-SOLDER

UNLESS OTHERWISE SPECIFIED
LEADING DIMENSIONS ARE INCHES
DIMENSIONS IN [] ARE MILLIMETERS

TOLERANCES:	
.X = ± .2	[5.08]
.XX = ± .02	[.51]
.XXX = ± .005	[.13]
CABLE LENGTH (L) TOLERANCES:	
L ≤ 12 [305]	± .1 [2.5]
12 [305] < L ≤ 60 [1524]	± .1 [2.5]
60 [1524] < L ≤ 120 [3048]	± .1 [2.5]
120 [3048] < L ≤ 300 [7620]	± .1 [2.5]
300 [7620] < L	± .1 [2.5]

THESE COMMODITIES, TECHNOLOGY OR SOFTWARE WERE EXPORTED FROM THE UNITED STATES IN ACCORDANCE WITH THE EXPORT ADMINISTRATION REGULATIONS. DIVERSION CONTRARY TO U.S. LAW PROHIBITED.



THE INFORMATION AND
DESIGN IN THIS DOCUMENT
IS THE PROPERTY OF
PASTERNAK CORPORATION
ALL RIGHTS RESERVED.

SHEET 1 OF 1

SCALE N/A

REV A



Pasternack Enterprises, Inc.
P.O. Box 16759, Irvine, CA 92623.
Phone: 1.949.261.1920 | 1.866.727.8376
Fax: 1.949.261.7451
Website: www.pasternack.com
E-mail: sales@pasternack.com

ITEM NO. EZ-240-SM-X

DRAWN BY K.DANG

CAGE CODE 53919

SIZE A



N Female Bulkhead Connector Crimp/Solder Attachment
For PE-C240, LMR-240, RG8X, .640 inch DD Hole

TECHNICAL DATA SHEET

PE44529

N Female Bulkhead Connector Crimp/Solder Attachment For PE-C240, LMR-240, RG8X, .640 inch DD Hole

Configuration

Connector	N Female
Connector Specification	MIL-STD-348A
Connector Interface Type	PE-C240, LMR-240, RG8X
Cable Attachment Method (Shield/Contact)	Crimp/Solder
Body Style	Straight
Mount Method	Bulkhead

Electrical Specifications

Frequency Range, GHz	DC to 11
Impedance, Ohms	50
Maximum Operating Voltage, Volts	1,500

Frequency 1

Frequency, GHz	DC to 6
VSWR	1.3:1

Mechanical Specifications

Temperature

Operating Range, deg C	-65 to +165
------------------------	-------------

Size

Length, in [mm]	1.6 [40.64]
Width/Dia., in [mm]	0.87 [22.10]
Weight, lbs [g]	0.11 [49.9]

Connector

Type	N Female
Contact Material and Plating	Brass, Gold
Body Material and Plating	Brass, Tri-Metal
Dielectric Type	Teflon

Compliance Certifications (visit www.Pasternack.com for current document)

RoHS Compliant	Yes
----------------	-----

Click the following link (or enter part number in "SEARCH" on website) to obtain additional part information including price, inventory and certifications: [N Female Bulkhead Connector Crimp/Solder Attachment For PE-C240, LMR-240, RG8X, .640 inch DD Hole PE44529](#)

The information contained in this document is accurate to the best of our knowledge and representative of the part described herein. It may be necessary to make modifications to the part and/or the documentation of the part, in order to implement improvements. Pasternack reserves the right to make such changes as required. Unless otherwise stated, all specifications are nominal.



N Female Bulkhead Connector Crimp/Solder Attachment
For PE-C240, LMR-240, RG8X, .640 inch DD Hole

TECHNICAL DATA SHEET

PE44529

Plotted and Other Data

Notes:

Values at 25 °C, sea level


N Female Bulkhead Connector Crimp/Solder Attachment For PE-C240, LMR-240, RG8X, .640 inch DD Hole from Pasternack Enterprises has same day shipment for domestic and International orders. Our RF, microwave and fiber optic products maintain a 99% availability and are part of the broadest selection in the industry.

Click the following link (or enter part number in "SEARCH" on website) to obtain additional part information including price, inventory and certifications: [N Female Bulkhead Connector Crimp/Solder Attachment For PE-C240, LMR-240, RG8X, .640 inch DD Hole PE44529](http://www.pasternack.com/n-female-standard-pe-c240-0.240-connector-pe44529-p.aspx)

URL: <http://www.pasternack.com/n-female-standard-pe-c240-0.240-connector-pe44529-p.aspx>

The information contained in this document is accurate to the best of our knowledge and representative of the part described herein. It may be necessary to make modifications to the part and/or the documentation of the part, in order to implement improvements. Pasternack reserves the right to make such changes as required. Unless otherwise stated, all specifications are nominal.

Flexible LMR-240-UF Indoor / Outdoor Rated Coax Cable Double Shielded with Black TPE Jacket



LMR-240-UF



Times Microwave Systems Connector Specification

Configuration

- Low Loss, Indoor / Outdoor Flexible Cable
- 2 Shield(s)

Features

- Highly Flexible
- Low Loss Cable
- RF Shielding > 90dB
- Designed for Indoor/Outdoor Use
- Max Operating Frequency of 8 GHz

Applications

- Jumper Assemblies
- Short Antenna Feeder Runs
- Wireless Communications

Description

Pasternack's LMR series RF cables from Times Microwave offer an ideal solution for applications where flexibility is essential. These flexible cables provide low loss with a minimum bend radius of 0.75 in. for installation. The stranded center conductor and rubber jacket also make this RF cable ideal for applications requiring periodic or repeated flexing. Pasternack's LMR-240-UF cable is designed for use in indoor and outdoor applications. The LMR-240-UF's thermoplastic elastomer (TPE) jacket gives this RF cable a life expectancy of 10 years. This low loss RF cable is also double shielded to provide greater than 90 dB RF shielding.


Electrical Specifications

Description	Minimum	Typical	Maximum	Units
Frequency Range	DC		8	GHz
Impedance		50		Ohms
Velocity of Propagation		84		%
Time Delay		1.21 [3.97]		ns/ft [ns/m]
Shielding Effectiveness	90			dB
Dielectric Withstanding Voltage (DC)			1,500	Vdc
Jacket Spark			5,000	Vrms
Inner Conductor DC Resistance			4.28	Ohms/1000ft
Outer Conductor DC Resistance			3.89	Ohms/1000ft
Nominal Capacitance		24.2 [79.4]		pF/ft [pF/m]
Nominal Inductance		0.06 [0.2]		uH/ft [uH/m]
Input Power (Peak)			5.6	kWatts

Performance by Frequency Band

Description	F1	F2	F3	F4	F5	Units
Frequency	50	150	220	450	900	MHz

Flexible LMR-240-UF Indoor / Outdoor Rated Coax Cable Double Shielded with Black TPE Jacket



LMR-240-UF

Performance by Frequency Band

Description	F1	F2	F3	F4	F5	Units
Attenuation, Typ	2.1	3.6	4.4	6.3	9.1	dB/100ft
	6.89	11.81	14.44	20.67	29.86	dB/100m
Input Power (CW), Max	960	550	450	310	220	Watts

Description	F6	F7	F8	F9	F10	Units
Frequency	1.5	1.8	2	2.5	8	GHz
Attenuation, Typ	11.8	13	13.8	15.5	24.4	dB/100ft
	38.71	42.65	45.28	50.85	80.05	dB/100m
Input Power (CW), Max	170	150	140	130	80	Watts

Electrical Specification Notes:

Values at 25°C, sea level.

Attenuation = $0.290501 \times \sqrt{\text{FMHz}} + 0.000396$

Mechanical Specifications

Diameter	0.24 in [6.1 mm]
Weight	0.032 lbs/ft [0.05 kg/m]
Min. Bend Radius (Installation)	0.75 in [19.05 mm]
Min. Bend Radius (Repeated)	2.5 in [63.5 mm]
Bending Moment	0.13 lbs-ft [0.18 N-m]
Tensile Strength	80 lbs [36.29 kg]
Flat Plate Crush	13 lbs/in [0.23 kg/mm]

Construction Specifications

Description	Material and Plating	Diameter
Inner Conductor	Copper, Strand	0.056 in [1.42 mm]
Conductor Type	Stranded	
Dielectric	PE (F)	0.15 in [3.81 mm]
First Shield	Aluminum Tape	0.155 in [3.94 mm]
Second Shield	Tinned Copper Braid	0.178 in [4.52 mm]
Jacket	TPE, Black	0.24 in [6.1 mm]

Environmental Specifications

Temperature

Operating Range -40 to +85 deg C


Installation Range -40 to +85 deg C

Storage Range -70 to +85 deg C

Environmental Specification Notes:

Designed for indoor and outdoor use.

Flexible LMR-240-UF Indoor / Outdoor Rated Coax Cable Double Shielded with Black TPE Jacket



LMR-240-UF

Compliance Certifications (see [product page](#) for current document)

Plotted and Other Data

Notes:

Flexible LMR-240-UF Indoor / Outdoor Rated Coax Cable Double Shielded with Black TPE Jacket from Pasternack Enterprises has same day shipment for domestic and International orders. Our RF, microwave and millimeter wave products maintain a 99.4% availability and are part of the broadest selection in the industry.

Click the following link (or enter part number in "SEARCH" on website) to obtain additional part information including price, inventory and certifications: [Flexible LMR-240-UF Indoor / Outdoor Rated Coax Cable Double Shielded with Black TPE Jacket LMR-240-UF](#)

URL: <https://www.pasternack.com/50-ohm-ultra-flexible-lmr-240-uf-pe-jacket-tinned-copper-over-aluminum-tape-outer-conductor-double-shielded-lmr-240-uf-p.aspx>

The information contained within this document is accurate to the best of our knowledge and representative of the part described herein. It may be necessary to make modifications to the part and/or the documentation of the part in order to implement improvements. Pasternack Enterprises reserves the right to make such changes as required. Unless otherwise stated, all specifications are nominal. Pasternack Enterprises does not make any representation or warranty regarding the suitability of the part described herein for any particular purpose, and Pasternack Enterprises does not assume liability arising out of the use of any part or document.

Flexible LMR-240-UF Indoor / Outdoor Rated Coax Cable Double Shielded with Black TPE Jacket

