



1.0/2.3 Jack Right Angle Bulkhead Connector Crimp/ Solder Attachment For RG58, .236 inch DD Hole

TECHNICAL DATA SHEET

PE44260

1.0/2.3 Jack Right Angle Bulkhead Connector Crimp/Solder Attachment For RG58, .236 inch DD Hole

Configuration

Connector	1.0/2.3 Jack
Connector Interface Type	RG58
Cable Attachment Method (Shield/Contact)	Crimp/Solder
Body Style	Right Angle
Mount Method	Bulkhead

Electrical Specifications

Impedance, Ohms	50
-----------------	----

Mechanical Specifications

Size

Length, in [mm]	1.003 [25.48]
Width/Dia., in [mm]	0.315 [8.00]
Height, in [mm]	0.591 [15.01]
Weight, lbs [g]	0.013 [5.9]

Connector

Type	1.0/2.3 Jack
Contact Material and Plating	Beryllium Copper, Gold
Contact Plating Specification	30µ in. minimum
Body Material and Plating	Brass, Gold
Dielectric Type	Teflon

Compliance Certifications (visit www.Pasternack.com for current document)

RoHS Compliant	Yes
----------------	-----

Plotted and Other Data

Notes:	Values at 25 °C, sea level
--------	----------------------------

1.0/2.3 Jack Right Angle Bulkhead Connector Crimp/Solder Attachment For RG58, .236 inch DD Hole from Pasternack Enterprises has same day shipment for domestic and International orders. Our RF, microwave and fiber optic products maintain a 99% availability and are part of the broadest selection in the industry.

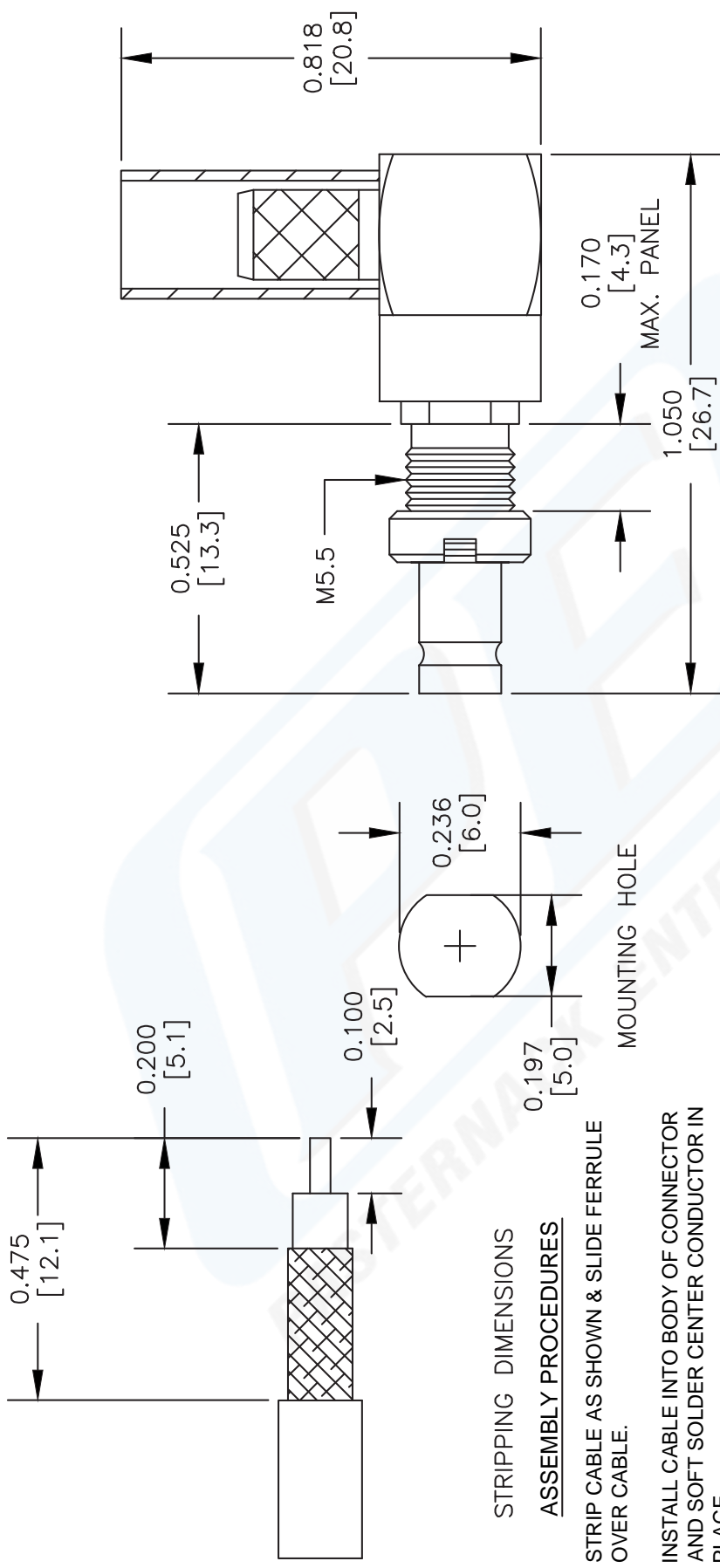
Click the following link (or enter part number in "SEARCH" on website) to obtain additional part information including price, inventory and certifications: [1.0/2.3 Jack Right Angle Bulkhead Connector Crimp/Solder Attachment For RG58, .236 inch DD Hole PE44260](http://www.pasternack.com/1.0-2.3-jack-standard-rg58-connector-pe44260-p.aspx)

URL: <http://www.pasternack.com/1.0-2.3-jack-standard-rg58-connector-pe44260-p.aspx>

The information contained in this document is accurate to the best of our knowledge and representative of the part described herein. It may be necessary to make modifications to the part and/or the documentation of the part, in order to implement improvements. Pasternack reserves the right to make such changes as required. Unless otherwise stated, all specifications are nominal.

PE44260 CAD Drawing

1.0/2.3 Jack Right Angle Bulkhead Connector Crimp/
Solder Attachment For RG58, .236 inch DD Hole



STRIPPING DIMENSIONS

ASSEMBLY PROCEDURES

1. STRIP CABLE AS SHOWN & SLIDE FERRULE OVER CABLE.
2. INSTALL CABLE INTO BODY OF CONNECTOR AND SOFT SOLDER CENTER CONDUCTOR IN PLACE.
3. CRIMP FERRULE & SCREW CAP DOWN.

CRIMP SIZE REQUIRED

FERRULE: .213" HEX CRIMP TOOL

PE PASTERNAK®
Pasternack Enterprises, Inc.
P.O. Box 16759 | Irvine | CA | 92623
Phone: (949) 261-1920 | Fax: (949) 261-7451
Website: www.pasternack.com | E-Mail: sales@pasternack.com

DWG TITLE

PE44260

FSCM NO. 53919

CAD FILE 100103

SCALE N/A

SIZE A

127

NOTES:
1. UNLESS OTHERWISE SPECIFIED ALL DIMENSIONS ARE NOMINAL.
2. ALL SPECIFICATIONS ARE SUBJECT TO CHANGE WITHOUT NOTICE AT ANY TIME.
3. DIMENSIONS ARE IN INCHES [mm].
4. FITS MIL-C-17 AND EQUIVALENT CABLES.



1.0/2.3 Jack Right Angle Bulkhead Connector Crimp/ Solder Attachment For RG58, .236 inch DD Hole

TECHNICAL DATA SHEET

PE44260

1.0/2.3 Jack Right Angle Bulkhead Connector Crimp/Solder Attachment For RG58, .236 inch DD Hole

Configuration

Connector	1.0/2.3 Jack
Connector Interface Type	RG58
Cable Attachment Method (Shield/Contact)	Crimp/Solder
Body Style	Right Angle
Mount Method	Bulkhead

Electrical Specifications

Impedance, Ohms	50
-----------------	----

Mechanical Specifications

Size

Length, in [mm]	1.003 [25.48]
Width/Dia., in [mm]	0.315 [8.00]
Height, in [mm]	0.591 [15.01]
Weight, lbs [g]	0.013 [5.9]

Connector

Type	1.0/2.3 Jack
Contact Material and Plating	Beryllium Copper, Gold
Contact Plating Specification	30µ in. minimum
Body Material and Plating	Brass, Gold
Dielectric Type	Teflon

Compliance Certifications (visit www.Pasternack.com for current document)

RoHS Compliant	Yes
----------------	-----

Plotted and Other Data

Notes:	Values at 25 °C, sea level
--------	----------------------------

1.0/2.3 Jack Right Angle Bulkhead Connector Crimp/Solder Attachment For RG58, .236 inch DD Hole from Pasternack Enterprises has same day shipment for domestic and International orders. Our RF, microwave and fiber optic products maintain a 99% availability and are part of the broadest selection in the industry.

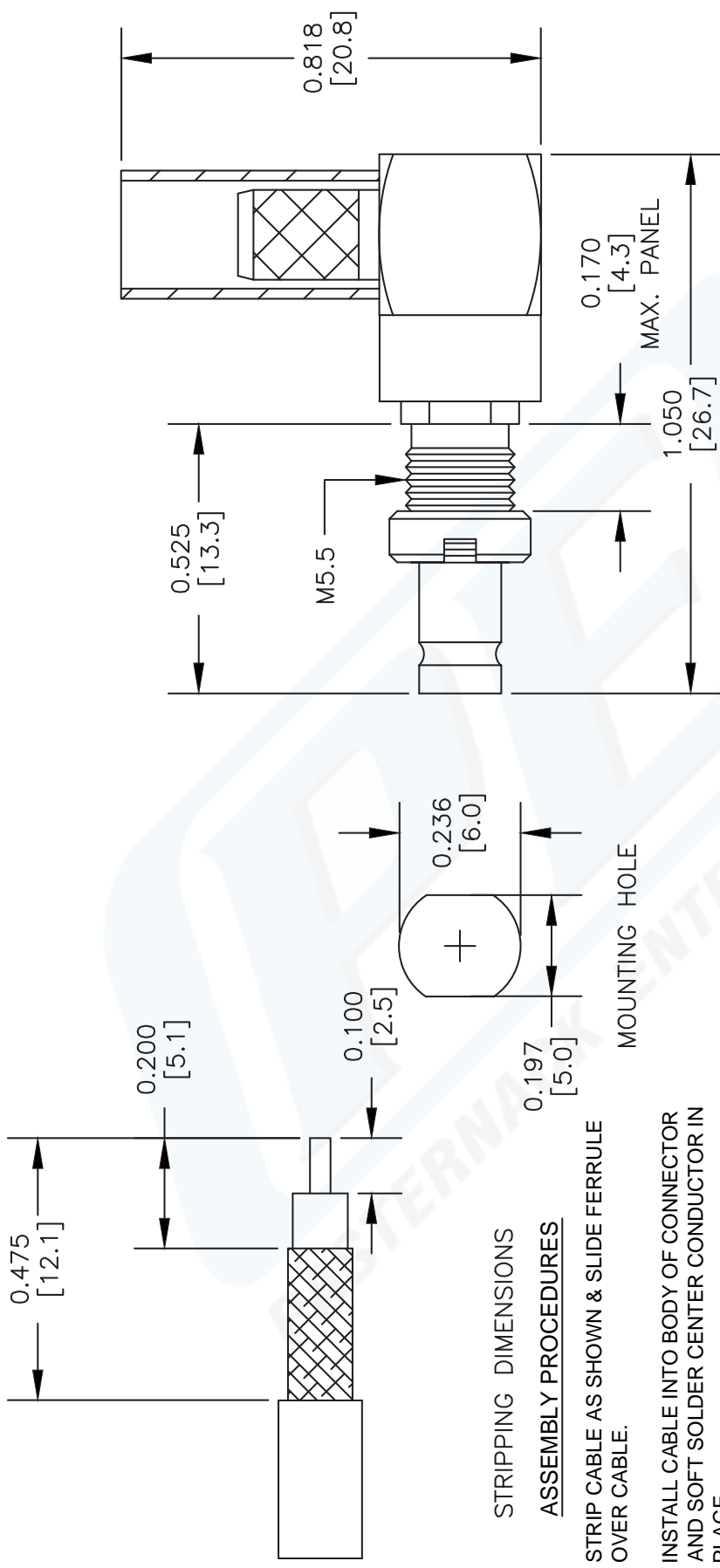
Click the following link (or enter part number in "SEARCH" on website) to obtain additional part information including price, inventory and certifications: [1.0/2.3 Jack Right Angle Bulkhead Connector Crimp/Solder Attachment For RG58, .236 inch DD Hole PE44260](http://www.pasternack.com/1.0-2.3-jack-standard-rg58-connector-pe44260-p.aspx)

URL: <http://www.pasternack.com/1.0-2.3-jack-standard-rg58-connector-pe44260-p.aspx>

The information contained in this document is accurate to the best of our knowledge and representative of the part described herein. It may be necessary to make modifications to the part and/or the documentation of the part, in order to implement improvements. Pasternack reserves the right to make such changes as required. Unless otherwise stated, all specifications are nominal.

PE44260 CAD Drawing

1.0/2.3 Jack Right Angle Bulkhead Connector Crimp/
Solder Attachment For RG58, .236 inch DD Hole



STRIPPING DIMENSIONS

ASSEMBLY PROCEDURES

1. STRIP CABLE AS SHOWN & SLIDE FERRULE OVER CABLE.
2. INSTALL CABLE INTO BODY OF CONNECTOR AND SOFT SOLDER CENTER CONDUCTOR IN PLACE.
3. CRIMP FERRULE & SCREW CAP DOWN.

CRIMP SIZE REQUIRED

FERRULE: .213" HEX CRIMP TOOL

PE PASTERNAK®
Pasternack Enterprises, Inc.
P.O. Box 16759 | Irvine | CA | 92623
Phone: (949) 261-1920 | Fax: (949) 261-7451
Website: www.pasternack.com | E-Mail: sales@pasternack.com

DWG TITLE

PE44260

FSCM NO. 53919

NOTES:
1. UNLESS OTHERWISE SPECIFIED ALL DIMENSIONS ARE NOMINAL.
2. ALL SPECIFICATIONS ARE SUBJECT TO CHANGE WITHOUT NOTICE AT ANY TIME.
3. DIMENSIONS ARE IN INCHES [mm].
4. FITS MIL-C-17 AND EQUIVALENT CABLES.


CAD FILE 100103

SCALE N/A

SIZE A

127

Low PIM Flexible TCOM-195 Coax Cable Triple Shielded with Black PE Jacket



TCOM-195

Configuration

- Low PIM Flexible Cable
- 3 Shield(s)

Features

- Lightweight and Extremely Flexible
- PIM < -155 dBc
- RF Shielding >100 dB
- Low Loss Dielectric 80% VoP
- UV Resistant, Life Expectancy > 20 Years

Applications

- Wireless Base Station Interconnect
- Distributed Antenna Systems (DAS)
- Outdoor Applications
- Antenna Jumpers
- Small Cell

Description

The TCOM-195 part number from Pasternack is a TCOM-195 low PIM coax cable that is flexible. Pasternack flexible coax RF cable has an impedance of 50 Ohm and a foam polyethylene dielectric. Our TCOM-195 coax cable is constructed with a 0.195-inch jacket made of polyethylene. This coaxial cable has a dielectric withstanding voltage of 1000 Vdc. This black low PIM coax cable has a nominal capacitance of 25.40 pF/Ft

This TCOM-195 flexible RF cable has a shield count of 3. Our coax cable from Pasternack has a maximum frequency of 18 GHz. The maximum passive intermodulation of this low PIM cable is -155 dBc. Additional specifications for this TCOM-195 RF coaxial cable are on our downloadable PDF datasheet above. This low PIM RF cable has a one-time minimum bend radius of 0.5 inches and a repeat minimum bend radius of 2 inches. Our flexible 50 Ohm coax cable has a peak power rating of 2500 watts.


Our TCOM-195 coax cable can operate at temperatures ranging from -40 to 85 deg C. The black-colored coax RF cable has a typical insertion loss/attenuation of 4.5, 8, 11, 17, 27, 39, and 54 dB/100ft at frequencies of 150 MHz, 450 MHz, 900 MHz, 2000 MHz, 5000 MHz, 10000 MHz and 18000 MHz respectively. Our TCOM-195 flexible RF cable has a solid copper center conductor. This coaxial cable features a dual shield of tinned copper braid over the silver plated copper braid.

Pasternack TCOM-195 low PIM coax cables are part of our RF, microwave, and millimeter wave components. These flexible cables and our other RF parts are available for same-day shipping worldwide. Custom RF cable assemblies using TCOM-195, or other coax can be built and shipped the same business day as well.

Electrical Specifications

Description	Minimum	Typical	Maximum	Units
Frequency Range	DC		18	GHz
Impedance		50		Ohms
Velocity of Propagation		80		%
Time Delay		1.27 [4.17]		ns/ft [ns/m]
Passive Intermodulation			-155	dBc
Dielectric Withstanding Voltage (DC)			1,000	Vdc
Jacket Spark			3,000	Vrms

Low PIM Flexible TCOM-195 Coax Cable Triple Shielded with Black PE Jacket



TCOM-195

Electrical Specifications

Description	Minimum	Typical	Maximum	Units
Inner Conductor DC Resistance			7.16	Ohms/1000ft
Outer Conductor DC Resistance			3.42	Ohms/1000ft
Nominal Capacitance		25.4 [83.33]		pF/ft [pF/m]
Nominal Inductance		0.064 [0.21]		uH/ft [uH/m]
Input Power (Peak)			2.5	kWatts

Performance by Frequency Band

Description	F1	F2	F3	F4	F5	Units
Frequency	0.15	0.45	0.9	2	5	GHz
Attenuation, Typ	4.5	8	11	17	27	dB/100ft
	14.76	26.25	36.09	55.77	88.58	dB/100m

Description	F6	F7	F8	F9	F10	Units
Frequency	10	18				GHz
Attenuation, Typ	39	54				dB/100ft
	127.95	177.17				dB/100m

Mechanical Specifications

Diameter	0.195 in [4.95 mm]
Weight	0.035 lbs/ft [0.05 kg/m]
Min. Bend Radius (Installation)	0.5 in [12.7 mm]
Min. Bend Radius (Repeated)	2 in [50.8 mm]
Bending Moment	0.2 lbs-ft [0.27 N-m]
Flat Plate Crush	15 lbs/in [0.27 kg/mm]


Construction Specifications

Description	Material and Plating	Diameter
Inner Conductor	Copper, 1 Strand	0.037 in [0.94 mm]
Conductor Type	Solid	
Dielectric	PE (F)	0.11 in [2.79 mm]
First Shield	Silver Plated Copper Braid	0.12 in [3.05 mm]
Second Shield	Tinned Copper Braid over Aluminum Tape	0.148 in [3.76 mm]
Jacket	PE, Black	0.195 in [4.95 mm]

Environmental Specifications

Temperature	
Operating Range	-40 to +85 deg C

Low PIM Flexible TCOM-195 Coax Cable Triple Shielded with Black PE Jacket



TCOM-195

Installation Range	-40 to +85 deg C
Storage Range	-70 to +85 deg C

Compliance Certifications (see [product page](#) for current document)

Plotted and Other Data

Notes:

Low PIM Flexible TCOM-195 Coax Cable Triple Shielded with Black PE Jacket from Pasternack Enterprises has same day shipment for domestic and International orders. Our RF, microwave and millimeter wave products maintain a 99.4% availability and are part of the broadest selection in the industry.

Click the following link (or enter part number in "SEARCH" on website) to obtain additional part information including price, inventory and certifications: [Low PIM Flexible TCOM-195 Coax Cable Triple Shielded with Black PE Jacket TCOM-195](#)

URL: <https://www.pasternack.com/low-pim-flexible-tcom240-bulk-pe-jacket-silver-plated-copper-braid-over-tinned-copper-braid-outer-conductor-double-shielded-tcom-240-bulk-p.aspx>

The information contained within this document is accurate to the best of our knowledge and representative of the part described herein. It may be necessary to make modifications to the part and/or the documentation of the part in order to implement improvements. Pasternack Enterprises reserves the right to make such changes as required. Unless otherwise stated, all specifications are nominal. Pasternack Enterprises does not make any representation or warranty regarding the suitability of the part described herein for any particular purpose, and Pasternack Enterprises does not assume liability arising out of the use of any part or document.

TCOM-195 CAD Drawing

Low PIM Flexible TCOM-195 Coax Cable Triple Shielded with Black PE Jacket

