

## SMA Right Angle Male Connector Crimp Attachment for LMR-400, LMR-LW400, TCOM-400, LMR-400-LLPX, PE-B400, PE-B405, PE-C400, LMR-400-FR



### PE5129

#### Configuration

- SMA Male Connector
- 50 Ohms
- Right Angle Body Geometry
- Connector Interface Types: LMR-400, LMR-LW400, TCOM-400, LMR-400-LLPX, PE-B400, PE-B405, PE-C400, LMR-400-FR

#### Features

- Max. Operating Frequency 6 GHz
- Gold Plated Brass Contact

#### Applications

- General Purpose Test
- Custom Cable Assemblies

#### Description

Pasternack's PE5129 Right Angle, SMA, Connector is part of our full line of RF components available for same-day shipping. Our Right Angle, SMA male connector operates up to a maximum frequency of 6 GHz. Its right angle body geometry allows for easier connections in tight spaces.

Our SMA male right angle connector PE5129 datasheet specifications and drawing with dimensions are shown below in this PDF. Pasternack's broad catalog of RF, microwave and millimeter wave connectors allows designers to configure and customize their signal connections however they like. Whether the need is to provide an I/O for a board design, or simply create a custom cable assembly configuration, Pasternack has the right connector for the job. Pasternack can also expertly build your custom cable assemblies for you and ship same-day.

#### Electrical Specifications

Description	Minimum	Typical	Maximum	Units
Frequency Range	DC		6	GHz
Insulation Resistance	5,000			MOhms
Impedance		50		Ohms

#### Performance by Frequency

Description	F1	F2	F3	F4	F5	Units
Frequency Range	DC to 3					GHz
VSWR, Max	1.25:1					

#### Mechanical Specifications

##### Size

Length	1.35 in [34.29 mm]
Width	0.91 in [23.11 mm]
Height	0.49 in [12.45 mm]
Weight	0.047 lbs [21.32 g]

SMA Right Angle Male Connector Crimp Attachment  
for LMR-400, LMR-LW400, TCOM-400, LMR-400-  
LLPX, PE-B400, PE-B405, PE-C400, LMR-400-FR



## PE5129

### Material Specifications

Description	Material	Plating
Contact	Brass	Gold
Insulation	PTFE	
Body	Brass	Tri-metal
Gasket	Silicone Rubber	
Crimp Sleeve	Brass	Tri-metal

### Environmental Specifications

**Temperature**

Operating Range -40 to +155 deg C

**Compliance Certifications** (see [product page](#) for current document)

### Plotted and Other Data

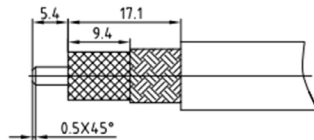
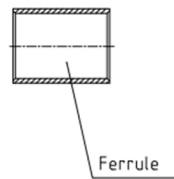
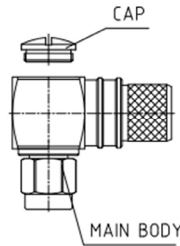
Notes:

SMA Right Angle Male Connector Crimp Attachment  
for LMR-400, LMR-LW400, TCOM-400, LMR-400-LLPX, PE-B400, PE-B405, PE-C400, LMR-400-FR

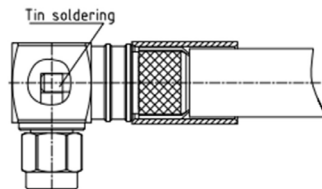


**PE5129**

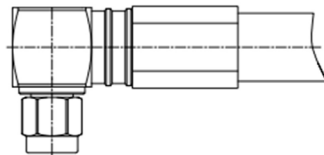
**Assembly Instruction**



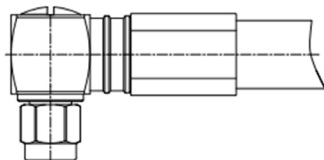
- 1.A. Stripping dimension is as shown by diagram, attention should be paid while stripping.
- B. Remove residual burr.



- 2.A. Put the connector in place, Then push the ferrule.
- B. Solder inner conduct.
- C. Remove residual burr.



- 3.A. Compression crimping sleeve
- B. Push the heat shrink tube, blow it with heat gun.



- 3.A. Screw on the end cap.

## SMA Right Angle Male Connector Crimp Attachment for LMR-400, LMR-LW400, TCOM-400, LMR-400-LLPX, PE-B400, PE-B405, PE-C400, LMR-400-FR



### PE5129

SMA Right Angle Male Connector Crimp Attachment for LMR-400, LMR-LW400, TCOM-400, LMR-400-LLPX, PE-B400, PE-B405, PE-C400, LMR-400-FR from Pasternack Enterprises has same day shipment for domestic and International orders. Our RF, microwave and millimeter wave products maintain a 99.4% availability and are part of the broadest selection in the industry.

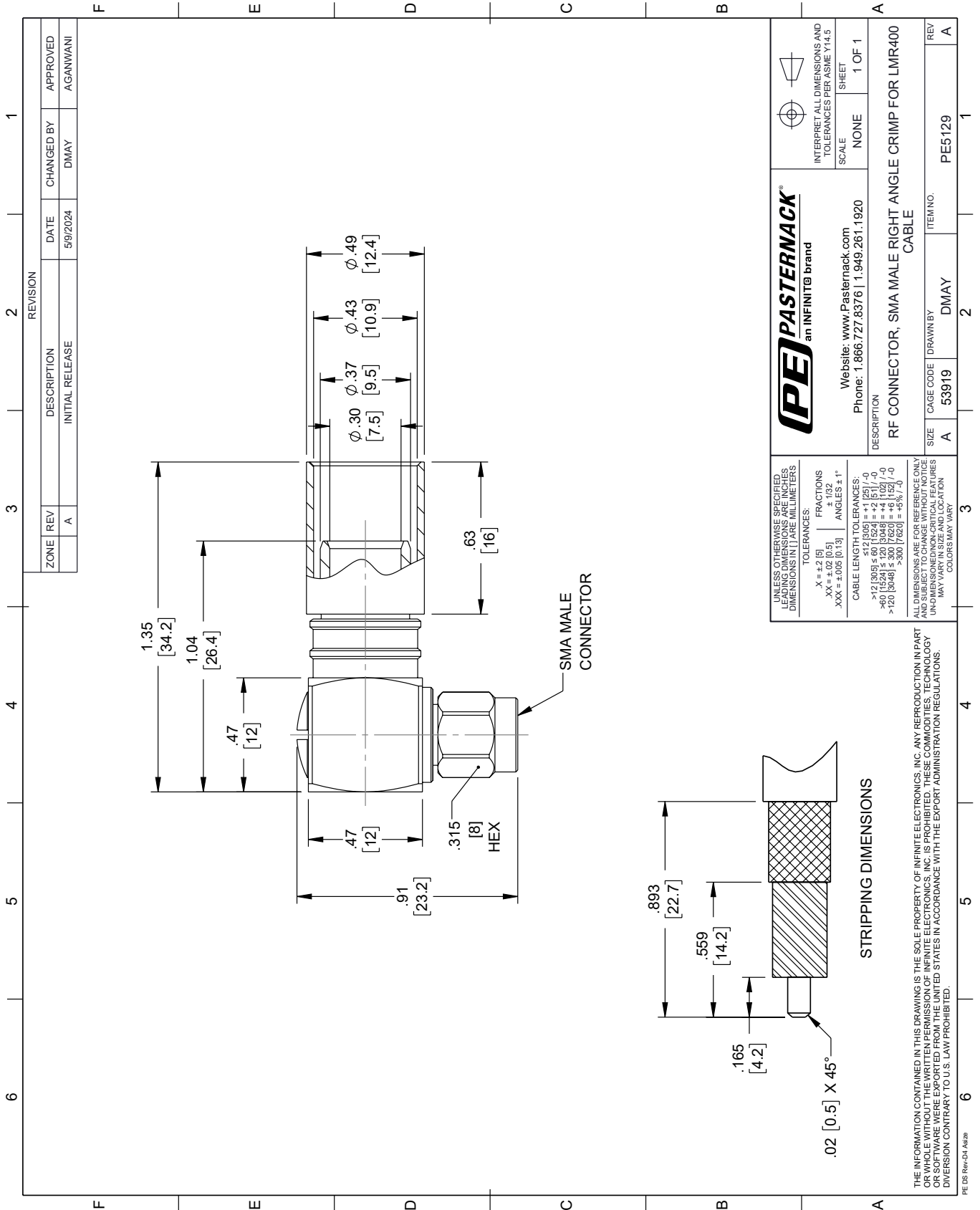
Click the following link (or enter part number in "SEARCH" on website) to obtain additional part information including price, inventory and certifications: [SMA Right Angle Male Connector Crimp Attachment for LMR-400, LMR-LW400, TCOM-400, LMR-400-LLPX, PE-B400, PE-B405, PE-C400, LMR-400-FR PE5129](https://www.pasternack.com/sma-male-lmr-400-lmr-lw400-lmr-400-llpx-connector-pe5129-p.aspx)

URL: <https://www.pasternack.com/sma-male-lmr-400-lmr-lw400-lmr-400-llpx-connector-pe5129-p.aspx>

The information contained within this document is accurate to the best of our knowledge and representative of the part described herein. It may be necessary to make modifications to the part and/or the documentation of the part in order to implement improvements. Pasternack Enterprises reserves the right to make such changes as required. Unless otherwise stated, all specifications are nominal. Pasternack Enterprises does not make any representation or warranty regarding the suitability of the part described herein for any particular purpose, and Pasternack Enterprises does not assume liability arising out of the use of any part or document.

# PE5129 CAD Drawing

SMA Right Angle Male Connector Crimp Attachment for LMR-400, LMR-LW400, TCOM-400, LMR-400-LLPX, PE-B400, PE-B405, PE-C400, LMR-400-FR



ZONE		REV	DESCRIPTION	DATE	CHANGED BY	APPROVED
A			INITIAL RELEASE	5/9/2024	DMAY	AGANWANI

REVISION	
1	
2	
3	
4	
5	
6	

**PE PASTERNAK**  
an INFINITE brand

Website: [www.Pasternack.com](http://www.Pasternack.com)  
Phone: 1.866.727.8376 | 1.949.261.1920

INTERPRET ALL DIMENSIONS AND TOLERANCES PER ASME Y14.5

SCALE: NONE  
SHEET: 1 OF 1

DESCRIPTION: RF CONNECTOR, SMA MALE RIGHT ANGLE CRIMP FOR LMR400 CABLE

SIZE: A  
CAGE CODE: 53919  
DRAWN BY: DMAY  
ITEM NO.: PE5129

REV: A

UNLESS OTHERWISE SPECIFIED, LEADING DIMENSIONS ARE IN INCHES. DIMENSIONS IN [ ] ARE MILLIMETERS.

TOLERANCES:  
 .X = ±.2 [5]  
 .XX = ±.02 [0.5]  
 .XXX = ±.005 [0.13]

FRACTIONS: ± 1/32  
 ANGLES: ± 1°

CABLE LENGTH TOLERANCES:  
 <12 [305] ≤ 60 [1524] = ±.1 [25] / -0  
 >60 [1524] ≤ 120 [3048] = ±.4 [102] / -0  
 >120 [3048] ≤ 300 [7620] = ±.6 [15] / -0  
 >300 [7620] = ±.8 [20] / -0

ALL DIMENSIONS ARE FOR REFERENCE ONLY. UNLESS OTHERWISE SPECIFIED, DIMENSIONS ARE FOR THE DIMENSIONS OF THE PARTS. DIMENSIONS OF NON-CRITICAL FEATURES MAY VARY IN SIZE AND LOCATION. COLORS MAY VARY.

THE INFORMATION CONTAINED IN THIS DRAWING IS THE SOLE PROPERTY OF INFINITE ELECTRONICS, INC. ANY REPRODUCTION IN PART OR WHOLE WITHOUT THE WRITTEN PERMISSION OF INFINITE ELECTRONICS, INC. IS PROHIBITED. THESE COMMODITIES, TECHNOLOGY OR SERVICES ARE EXPORTED FROM THE UNITED STATES IN ACCORDANCE WITH THE EXPORT ADMINISTRATION REGULATIONS. DIVISION CONTRARY TO U.S. LAW PROHIBITED.

PE DS Rev-04 Add2



SMA Male Connector Crimp/Solder Attachment for PE-C400, PE-B400, PE-B405, LMR-400, LMR-400-DB, LMR-400-UF, 0.400 inch

## RF Connectors Technical Data Sheet

PE44668

### Configuration

- SMA Male Connector
- 50 Ohms
- Straight Body Geometry
- PE-C400, PE-B400, PE-B405, LMR-400, LMR-400-DB, LMR-400-UF, 0.400 inch Interface Type
- Crimp/Solder Attachment
- 5/16 inch Hex

### Features

- Max. Operating Frequency 12.4 GHz
- Gold Plated Brass Contact

### Applications

- General Purpose Test
- Custom Cable Assemblies

### Description

Pasternack's PE44668 SMA male connector with crimp/solder attachment for PE-C400, PE-B400, PE-B405, LMR-400, LMR-400-DB, LMR-400-UF and 0.400 inch is part of our full line of RF components available for same-day shipping. Our SMA male connector operates up to a maximum frequency of 12.4 GHz.

Our SMA male connector PE44668 datasheet specifications and drawing with dimensions are shown below in this PDF. Pasternack's broad catalog of RF, microwave and millimeter wave connectors allows designers to configure and customize their signal connections however they like. Whether the need is to provide an I/O for a board design, or simply create a custom cable assembly configuration, Pasternack has the right connector for the job. Pasternack can also expertly build your custom cable assemblies for you and ship same-day.

### Electrical Specifications

Description	Minimum	Typical	Maximum	Units
Frequency Range	DC		12.4	GHz

### Mechanical Specifications

<b>Size</b>	
Length	1.74 in [44.2 mm]
Width/Dia.	0.705 in [17.91 mm]
Weight	0.07 lbs [31.75 g]
Mating Torque	3 to 5 in-lbs [0.34 to 0.57 Nm]

Click the following link (or enter part number in "SEARCH" on website) to obtain additional part information including price, inventory and certifications: [SMA Male Connector Crimp/Solder Attachment for PE-C400, PE-B400, PE-B405, LMR-400, LMR-400-DB, LMR-400-UF, 0.400 inch PE44668](#)



SMA Male Connector Crimp/Solder Attachment for PE-C400, PE-B400, PE-B405, LMR-400, LMR-400-DB, LMR-400-UF, 0.400 inch

## RF Connectors Technical Data Sheet

PE44668

### Material Specifications

Description	Material	Plating
Contact	Brass	Gold
Insulation	PTFE	
Body	Brass	Gold
Coupling Nut	Brass	Gold

### Environmental Specifications

#### Temperature

Operating Range -65 to +165 deg C

**Compliance Certifications** (see [product page](#) for current document)

### Plotted and Other Data

Notes:

SMA Male Connector Crimp/Solder Attachment for PE-C400, PE-B400, PE-B405, LMR-400, LMR-400-DB, LMR-400-UF, 0.400 inch from Pasternack Enterprises has same day shipment for domestic and International orders. Our RF, microwave and millimeter wave products maintain a 99% availability and are part of the broadest selection in the industry.

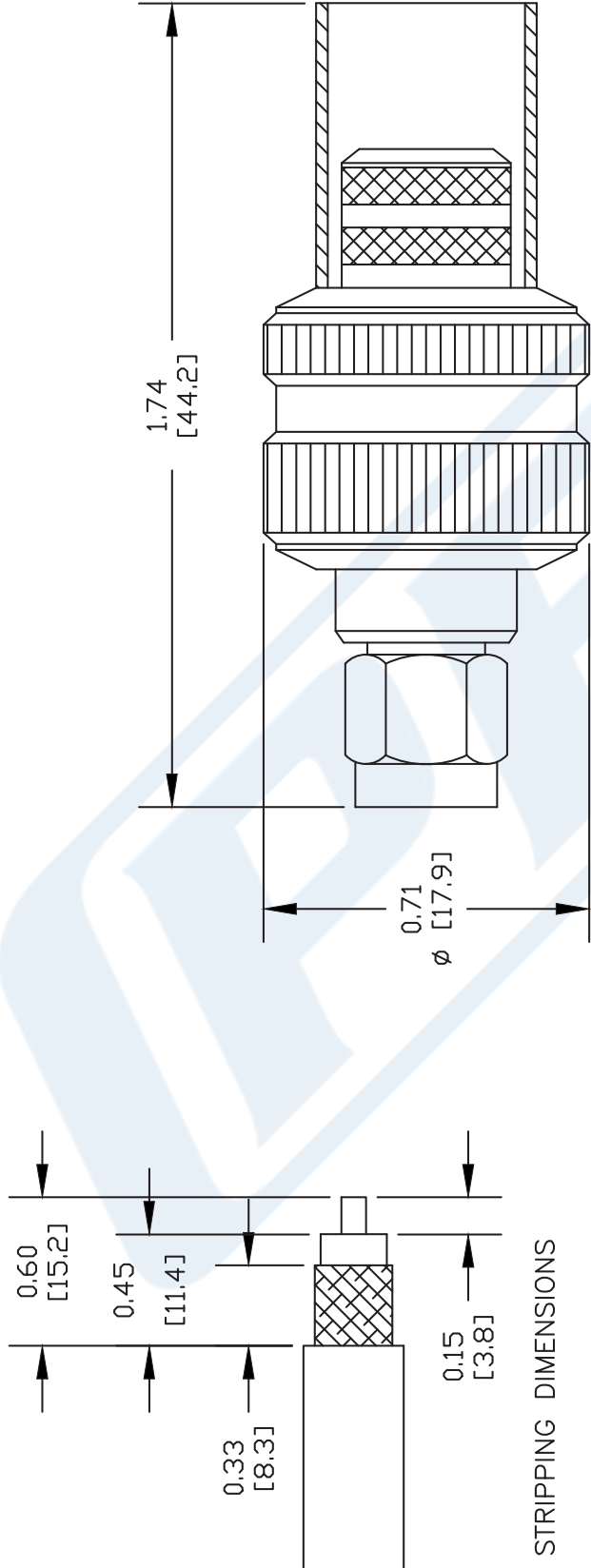
Click the following link (or enter part number in "SEARCH" on website) to obtain additional part information including price, inventory and certifications: [SMA Male Connector Crimp/Solder Attachment for PE-C400, PE-B400, PE-B405, LMR-400, LMR-400-DB, LMR-400-UF, 0.400 inch PE44668](#)

URL: <https://www.pasternack.com/sma-male-standard-pe-c400-0.400-connector-pe44668-p.aspx>

The information contained in this document is accurate to the best of our knowledge and representative of the part described herein. It may be necessary to make modifications to the part and/or the documentation of the part, in order to implement improvements. Pasternack reserves the right to make such changes as required. Unless otherwise stated, all specifications are nominal. Pasternack does not make any representation or warranty regarding the suitability of the part described herein for any particular purpose, and Pasternack does not assume any liability arising out of the use of any part or documentation.

# PE44668 CAD Drawing

SMA Male Connector Crimp/Solder Attachment for PE-C400, PE-B400, PE-B405, LMR-400, LMR-400-DB, LMR-400-UF, 0.400 inch



STRIPPING DIMENSIONS

CRIMP SIZE REQUIRED

CONTACT: SOLDER  
FERRULE: .429" HEX CRIMP TOOL

DWG TITLE

**PE44668**

NOTES:  
1. UNLESS OTHERWISE SPECIFIED ALL DIMENSIONS ARE NOMINAL.  
2. ALL SPECIFICATIONS ARE SUBJECT TO CHANGE WITHOUT NOTICE AT ANY TIME.  
3. DIMENSIONS ARE IN INCHES [mm]  
4. FITS MIL-C-17 AND EQUIVALENT CABLES.

REV. -

FSCM NO. 53919

CAD FILE 102009

SCALE N/A

SIZE A

147

**PE PASTERNAK®**  
 Pasternack Enterprises, Inc.  
 P.O. Box 16759 | Irvine | CA | 92623  
 Phone: (949) 261-1920 | Fax: (949) 261-7451  
 Website: www.pasternack.com | E-Mail: sales@pasternack.com

## Low Loss Flexible LMR-240-LLPX Rated Coax Cable with Fluoropolymer Jacket



### LMR-240-LLPX

#### Configuration

- Low Loss Flexible Cable

#### Features

- Max Operating Frequency of 8 GHz
- Phase Velocity 76% VoP
- Max Operating Temperature +125°C

#### Applications

- Laboratory Applications
- General Purpose RF Interconnect

#### Description

The LMR-240-LLPX part number from Pasternack is a low-loss coax cable that is flexible. Pasternack flexible coax RF cable has an impedance of 50 Ohm and a PTFE dielectric. Our LMR-240-LLPX coax cable is constructed with a 0.21-inch jacket made of polyethylene. This RF coaxial cable is ideal for laboratory applications and general purpose RF interconnect applications. This red-colored low-loss coax cable has a nominal capacitance of 26.7 pF/Ft.

This LMR-240-LLPX flexible RF cable has a minimum RF shielding of 90 dB. Our coax cable from Pasternack has a maximum frequency of 8 GHz. Additional specifications for this LMR-240-LLPX RF coaxial cable are on our downloadable PDF datasheet above. This low-loss RF cable has a one-time minimum bend radius of 0.75 inches and a repeat minimum bend radius of 2.5 inches.


Our LMR-240-LLPX coax cable can operate at temperatures ranging from -40 to 125 degrees C. Our coax cable has a typical loss/attenuation of 1.4, 3.1, 5.4, 7.6, 9.9, 11.5, 12.9, 15.1, 20, and 24.3 dB/100ft at frequencies of 30 MHz, 150 MHz, 450 MHz, 900 MHz, 1.5 GHz, 2 GHz, 2.5 GHz, 3.4 GHz, 5.8 GHz, and 8 GHz, respectively. The LMR-240-LLPX flexible RF cable has a copper center conductor.

Pasternack LMR-240-LLPX low-loss coax cables are part of our RF, microwave, and millimeter wave components. These flexible cables and our other RF parts are available for same-day shipping worldwide. Custom RF cable assemblies using LMR-240-LLPX, or other coax can be built and shipped the same business day as well.

#### Electrical Specifications

Description	Minimum	Typical	Maximum	Units
Frequency Range	DC		8	GHz
Impedance		50		Ohms
Velocity of Propagation		76		%
Shielding Effectiveness	90			dB
Operating Voltage (DC)			1,500	Vdc
Jacket Spark			5,000	Vrms
Inner Conductor DC Resistance			4	Ohms/1000ft
Outer Conductor DC Resistance			3.9	Ohms/1000ft
Nominal Capacitance		26.7 [87.6]		pF/ft [pF/m]
Nominal Inductance		0.067 [0.22]		uH/ft [uH/m]

## Low Loss Flexible LMR-240-LLPX Rated Coax Cable with Fluoropolymer Jacket



### LMR-240-LLPX

#### Electrical Specifications

Description	Minimum	Typical	Maximum	Units
Input Power (Peak)			5.6	kWatts

#### Performance by Frequency Band

Description	F1	F2	F3	F4	F5	Units
Frequency	0.03	0.15	0.45	0.9	1.5	GHz
Attenuation, Typ	1.4	3.1	5.4	7.6	9.9	dB/100ft
	4.59	10.17	17.72	24.93	32.48	dB/100m

Description	F6	F7	F8	F9	F10	Units
Frequency	2	2.5	3.4	5.8	8	GHz
Attenuation, Typ	11.5	12.9	15.1	20	24.3	dB/100ft
	37.73	42.32	49.54	65.62	79.72	dB/100m

#### Mechanical Specifications

Diameter	0.214 in [5.44 mm]
Weight	0.035 lbs/ft [0.05 kg/m]
Min. Bend Radius (Installation)	0.75 in [19.05 mm]
Min. Bend Radius (Repeated)	2.5 in [63.5 mm]
Tensile Strength	60 lbs [27.22 kg]
Flat Plate Crush	85 lbs/in [1.52 kg/mm]

#### Construction Specifications

Description	Material and Plating	Diameter
Inner Conductor	Copper, Strand	0.051 in [1.3 mm]
Dielectric	PTFE	0.15 in [3.81 mm]
Outer Conductor	Aluminum Tape	0 in [0 mm]
Jacket	Fluoropolymer	0.214 in [5.44 mm]

#### Environmental Specifications

<b>Temperature</b>	
Operating Range	-40 to +125 deg C
Installation Range	-40 to +125 deg C
Storage Range	-40 to +125 deg C

**Compliance Certifications** (see [product page](#) for current document)

#### Plotted and Other Data

Notes:

## Low Loss Flexible LMR-240-LLPX Rated Coax Cable with Fluoropolymer Jacket



### LMR-240-LLPX

Low Loss Flexible LMR-240-LLPX Rated Coax Cable with Fluoropolymer Jacket from Pasternack Enterprises has same day shipment for domestic and International orders. Our RF, microwave and millimeter wave products maintain a 99.4% availability and are part of the broadest selection in the industry.

Click the following link (or enter part number in "SEARCH" on website) to obtain additional part information including price, inventory and certifications: [Low Loss Flexible LMR-240-LLPX Rated Coax Cable with Fluoropolymer Jacket LMR-240-LLPX](#)

URL: <https://www.pasternack.com/low-loss-flexible-lmr240llpx-fluoropolymer-jacket-lmr-240-llpx-p.aspx>

The information contained within this document is accurate to the best of our knowledge and representative of the part described herein. It may be necessary to make modifications to the part and/or the documentation of the part in order to implement improvements. Pasternack Enterprises reserves the right to make such changes as required. Unless otherwise stated, all specifications are nominal. Pasternack Enterprises does not make any representation or warranty regarding the suitability of the part described herein for any particular purpose, and Pasternack Enterprises does not assume liability arising out of the use of any part or document.

# LMR-240-LLPX CAD Drawing

Low Loss Flexible LMR-240-LLPX Rated Coax Cable with Fluoropolymer Jacket

