



BMA Jack Slide-On Connector Crimp/Solder Attachment 2 Hole Flange Mount for RG316, RG188, RG174, LMR-100A, PE-C100-LSZH

RF Connectors Technical Data Sheet

PE45321

Configuration

- Slide-On BMA Jack Connector
- 50 Ohms
- Straight Body Geometry
- RG316, RG188, RG174, LMR-100A, PE-C100-LSZH

- Interface Type
- Crimp/Solder Attachment
 - 2 Hole Flange

Features

- Max. Operating Frequency 12.4 GHz
- Good VSWR of 1.34:1
- Gold Plated Beryllium Copper Contact
- Blind Mate Connector
- Low-Engagement Force
- Radial and Axial Float Versions

Applications

- General Purpose Test
- Rack and Panel Mount Applications
- Custom Cable Assemblies
- Blind Mating
- Rack and Panel
- Phased Array Systems
- Base Stations
- RF Backplanes
- Test I/O

Description

Pasternack's PE45321 BMA jack slide-on 2 hole flange mount connector with crimp/solder attachment for RG316, RG188, RG174, LMR-100A and PE-C100-LSZH is part of our full line of RF components available for same-day shipping. Our BMA jack connector operates up to a maximum frequency of 12.4 GHz and offers good VSWR of 1.34:1. The Pasternack blind mate connector is ideal for applications where direct visual or tactile access to the connection point is not possible, for example, when two circuit boards need to be mated. This BMA 2 hole flange connector allows designers to create external connections on their product enclosures, and can be used in a variety of other rack mount and panel mount applications.

Our BMA jack 2 hole flange connector PE45321 datasheet specifications and drawing with dimensions are shown below in this PDF. Pasternack's broad catalog of RF, microwave and millimeter wave connectors allows designers to configure and customize their signal connections however they like. Whether the need is to provide an I/O for a board design, or simply create a custom cable assembly configuration, Pasternack has the right connector for the job. Pasternack can also expertly build your custom cable assemblies for you and ship same-day.

Electrical Specifications

Description	Minimum	Typical	Maximum	Units
Frequency Range	DC		12.4	GHz
VSWR			1.34:1	
Insertion Loss			0.1	dB
Operating Voltage (AC)			335	Vrms
Dielectric Withstanding Voltage (AC)			1,000	Vrms
Insulation Resistance	5,000			MOhms

Click the following link (or enter part number in "SEARCH" on website) to obtain additional part information including price, inventory and certifications: [BMA Jack Slide-On Connector Crimp/Solder Attachment 2 Hole Flange Mount for RG316, RG188, RG174, LMR-100A, PE-C100-LSZH PE45321](#)



BMA Jack Slide-On Connector Crimp/Solder
Attachment 2 Hole Flange Mount for RG316,
RG188, RG174, LMR-100A, PE-C100-LSZH

RF Connectors Technical Data Sheet

PE45321

Mechanical Specifications

Size

Length	0.97 in [24.64 mm]
Width/Dia.	0.75 in [19.05 mm]
Weight	0.011 lbs [4.99 g]
Mating Cycles	1,000 Cycles

Material Specifications

Description	Material	Plating
Contact	Beryllium Copper	Gold
Insulation	PTFE	
Outer Conductor	Beryllium Copper	Gold
Body	Brass	Tri-Metal

Mechanical Specification Notes:

Recommended axial float mount for best electrical performance: 0.51 +/- 0.25 mm (.020" +/- .010)

Environmental Specifications

Temperature

Operating Range	-55 to +125 deg C
-----------------	-------------------

Click the following link (or enter part number in "SEARCH" on website) to obtain additional part information including price, inventory and certifications: [BMA Jack Slide-On Connector Crimp/Solder Attachment 2 Hole Flange Mount for RG316, RG188, RG174, LMR-100A, PE-C100-LSZH PE45321](#)



BMA Jack Slide-On Connector Crimp/Solder
Attachment 2 Hole Flange Mount for RG316,
RG188, RG174, LMR-100A, PE-C100-LSZH

RF Connectors Technical Data Sheet

PE45321

Compliance Certifications (see [product page](#) for current document)

Plotted and Other Data

Notes:

BMA Jack Slide-On Connector Crimp/Solder Attachment 2 Hole Flange Mount for RG316, RG188, RG174, LMR-100A, PE-C100-LSZH from Pasternack Enterprises has same day shipment for domestic and International orders. Our RF, microwave and millimeter wave products maintain a 99.4% availability and are part of the broadest selection in the industry.

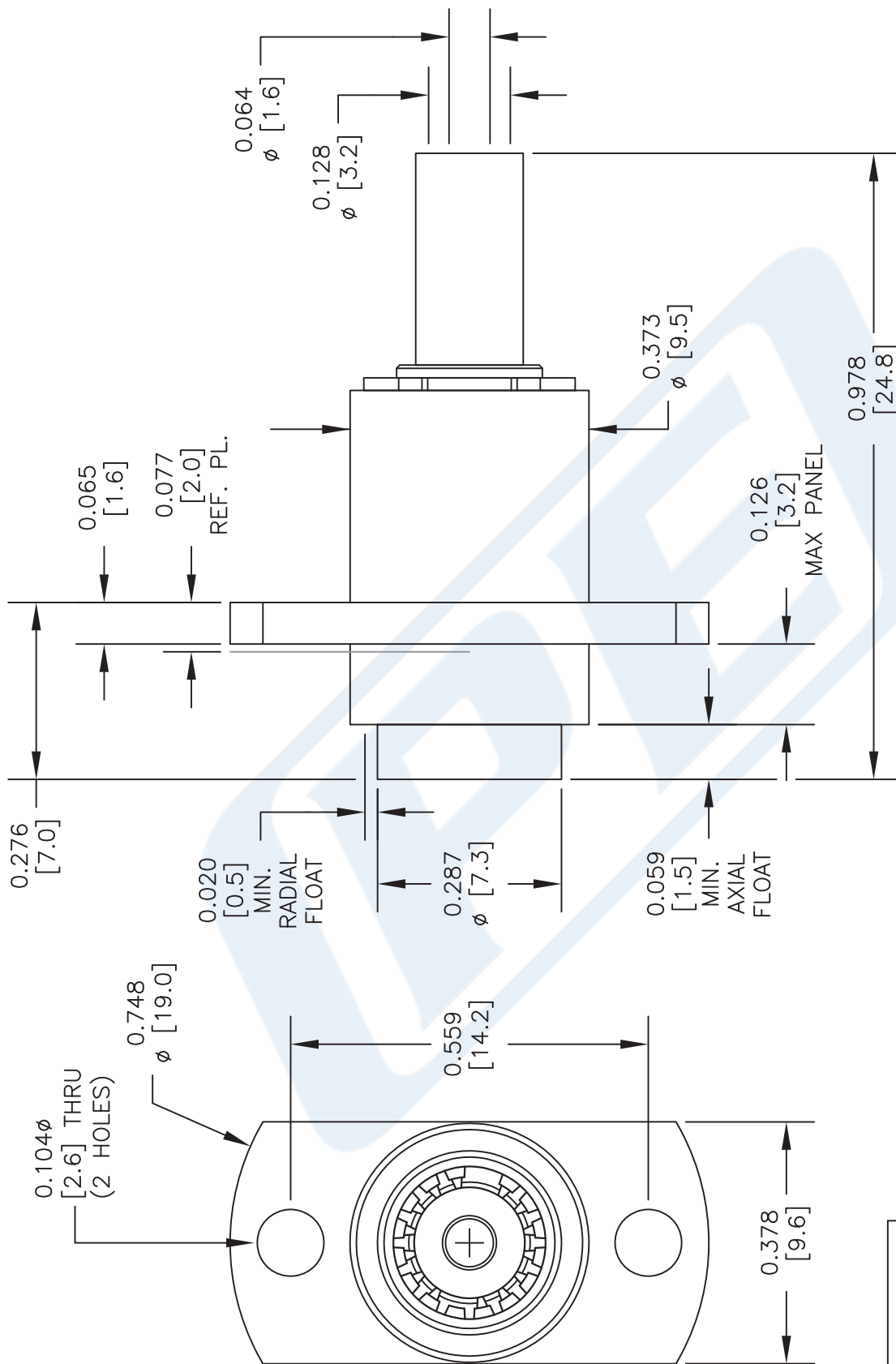
Click the following link (or enter part number in "SEARCH" on website) to obtain additional part information including price, inventory and certifications: [BMA Jack Slide-On Connector Crimp/Solder Attachment 2 Hole Flange Mount for RG316, RG188, RG174, LMR-100A, PE-C100-LSZH PE45321](#)

URL: <https://www.pasternack.com/bma-jack-slide-on-rg316-rg188-rg174-lmr-100a-connector-pe45321-p.aspx>

The information contained in this document is accurate to the best of our knowledge and representative of the part described herein. It may be necessary to make modifications to the part and/or the documentation of the part, in order to implement improvements. Pasternack reserves the right to make such changes as required. Unless otherwise stated, all specifications are nominal. Pasternack does not make any representation or warranty regarding the suitability of the part described herein for any particular purpose, and Pasternack does not assume any liability arising out of the use of any part or documentation.

PE45321 CAD Drawing

BMA Jack Slide-On Connector Crimp/Solder Attachment 2 Hole Flange
Mount for RG316, RG188, RG174, LMR-100A, PE-C100-LSZH



STANDARD TOLERANCES

.X ±0.2
.XX ±0.1
.XXX ±0.05

*STANDARD TOLERANCES APPLY ONLY TO DIMENSIONS IN INCHES

PE PASTERNAK
THE ENGINEER'S RF SOURCE

Pasternack Enterprises, Inc.
P.O. Box 16759 | Irvine | CA | 92623
Phone: (949) 261-1920 | Fax: (949) 261-7451
Website: www.pasternack.com | E-Mail: sales@pasternack.com

DWG TITLE

PE45321

NOTES:
1. UNLESS OTHERWISE SPECIFIED ALL DIMENSIONS ARE NOMINAL.
2. ALL SPECIFICATIONS ARE SUBJECT TO CHANGE WITHOUT NOTICE AT ANY TIME.
3. DIMENSIONS ARE IN INCHES [mm].

CAGE CODE 53919

CAD FILE 022717

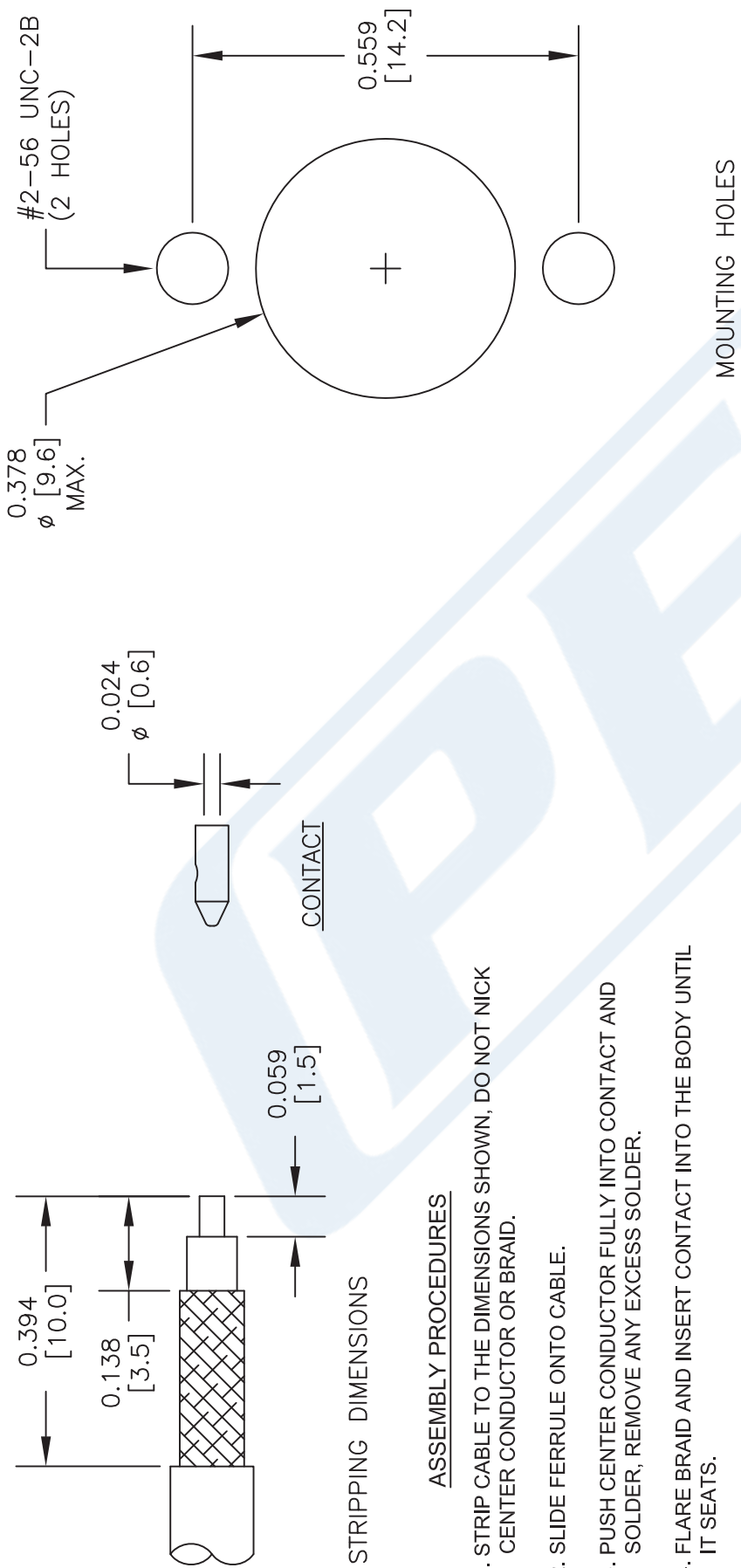
SCALE N/A

SIZE A

2233

PE45321 CAD Drawing

BMA Jack Slide-On Connector Crimp/Solder Attachment 2 Hole Flange
Mount for RG316, RG188, RG174, LMR-100A, PE-C100-LSZH



STANDARD TOLERANCES	
.X	±0.2
.XX	±0.1
.XXX	±0.05

*STANDARD TOLERANCES APPLY
ONLY TO DIMENSIONS IN INCHES

PE PASTERNAK®
THE ENGINEER'S RF SOURCE
Pasternack Enterprises, Inc.
P.O. Box 16759 | Irvine | CA | 92623
Phone: (949) 261-1920 | Fax: (949) 261-7451
Website: www.pasternack.com | E-Mail: sales@pasternack.com

DWG TITLE
PE45321

NOTES:
1. UNLESS OTHERWISE SPECIFIED ALL DIMENSIONS ARE NOMINAL.
2. ALL SPECIFICATIONS ARE SUBJECT TO CHANGE WITHOUT NOTICE AT ANY TIME.
3. DIMENSIONS ARE IN INCHES [mm].

CAGE CODE 53919

CAD FILE 022717

SCALE N/A

SIZE A

2233



BMA Jack Slide-On Connector Crimp/Solder Attachment 2 Hole Flange Mount for RG316, RG188, RG174, LMR-100A, PE-C100-LSZH

RF Connectors Technical Data Sheet

PE45321

Configuration

- Slide-On BMA Jack Connector
- 50 Ohms
- Straight Body Geometry
- RG316, RG188, RG174, LMR-100A, PE-C100-LSZH

- Interface Type
- Crimp/Solder Attachment
 - 2 Hole Flange

Features

- Max. Operating Frequency 12.4 GHz
- Good VSWR of 1.34:1
- Gold Plated Beryllium Copper Contact
- Blind Mate Connector
- Low-Engagement Force
- Radial and Axial Float Versions

Applications

- General Purpose Test
- Rack and Panel Mount Applications
- Custom Cable Assemblies
- Blind Mating
- Rack and Panel
- Phased Array Systems
- Base Stations
- RF Backplanes
- Test I/O

Description

Pasternack's PE45321 BMA jack slide-on 2 hole flange mount connector with crimp/solder attachment for RG316, RG188, RG174, LMR-100A and PE-C100-LSZH is part of our full line of RF components available for same-day shipping. Our BMA jack connector operates up to a maximum frequency of 12.4 GHz and offers good VSWR of 1.34:1. The Pasternack blind mate connector is ideal for applications where direct visual or tactile access to the connection point is not possible, for example, when two circuit boards need to be mated. This BMA 2 hole flange connector allows designers to create external connections on their product enclosures, and can be used in a variety of other rack mount and panel mount applications.

Our BMA jack 2 hole flange connector PE45321 datasheet specifications and drawing with dimensions are shown below in this PDF. Pasternack's broad catalog of RF, microwave and millimeter wave connectors allows designers to configure and customize their signal connections however they like. Whether the need is to provide an I/O for a board design, or simply create a custom cable assembly configuration, Pasternack has the right connector for the job. Pasternack can also expertly build your custom cable assemblies for you and ship same-day.

Electrical Specifications

Description	Minimum	Typical	Maximum	Units
Frequency Range	DC		12.4	GHz
VSWR			1.34:1	
Insertion Loss			0.1	dB
Operating Voltage (AC)			335	Vrms
Dielectric Withstanding Voltage (AC)			1,000	Vrms
Insulation Resistance	5,000			MOhms

Click the following link (or enter part number in "SEARCH" on website) to obtain additional part information including price, inventory and certifications: [BMA Jack Slide-On Connector Crimp/Solder Attachment 2 Hole Flange Mount for RG316, RG188, RG174, LMR-100A, PE-C100-LSZH PE45321](#)



BMA Jack Slide-On Connector Crimp/Solder
Attachment 2 Hole Flange Mount for RG316,
RG188, RG174, LMR-100A, PE-C100-LSZH

RF Connectors Technical Data Sheet

PE45321

Mechanical Specifications

Size

Length	0.97 in [24.64 mm]
Width/Dia.	0.75 in [19.05 mm]
Weight	0.011 lbs [4.99 g]
Mating Cycles	1,000 Cycles

Material Specifications

Description	Material	Plating
Contact	Beryllium Copper	Gold
Insulation	PTFE	
Outer Conductor	Beryllium Copper	Gold
Body	Brass	Tri-Metal

Mechanical Specification Notes:

Recommended axial float mount for best electrical performance: 0.51 +/- 0.25 mm (.020" +/- .010)

Environmental Specifications

Temperature

Operating Range	-55 to +125 deg C
-----------------	-------------------

Click the following link (or enter part number in "SEARCH" on website) to obtain additional part information including price, inventory and certifications: [BMA Jack Slide-On Connector Crimp/Solder Attachment 2 Hole Flange Mount for RG316, RG188, RG174, LMR-100A, PE-C100-LSZH PE45321](#)



BMA Jack Slide-On Connector Crimp/Solder
Attachment 2 Hole Flange Mount for RG316,
RG188, RG174, LMR-100A, PE-C100-LSZH

RF Connectors Technical Data Sheet

PE45321

Compliance Certifications (see [product page](#) for current document)

Plotted and Other Data

Notes:

BMA Jack Slide-On Connector Crimp/Solder Attachment 2 Hole Flange Mount for RG316, RG188, RG174, LMR-100A, PE-C100-LSZH from Pasternack Enterprises has same day shipment for domestic and International orders. Our RF, microwave and millimeter wave products maintain a 99.4% availability and are part of the broadest selection in the industry.

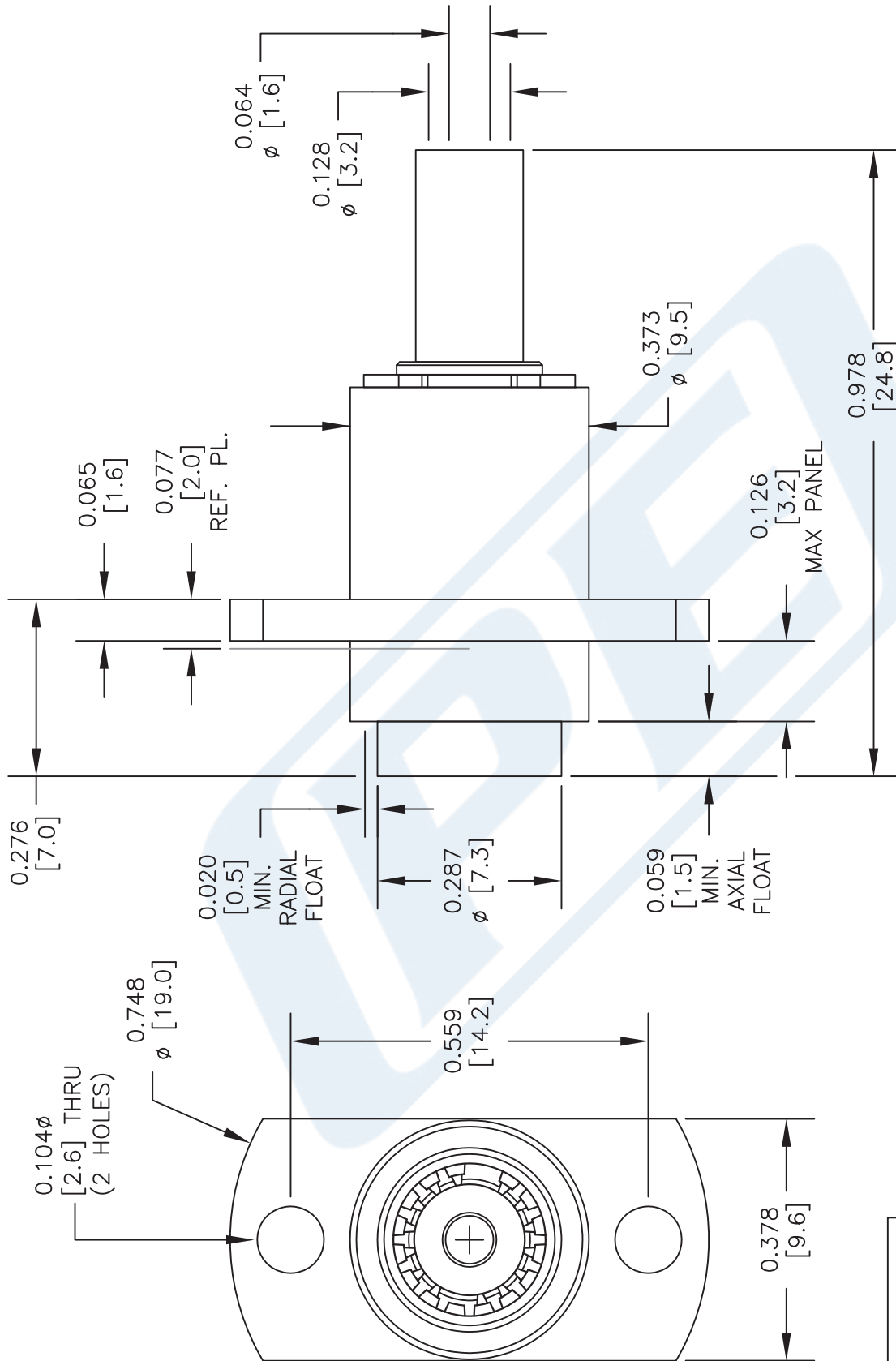
Click the following link (or enter part number in "SEARCH" on website) to obtain additional part information including price, inventory and certifications: [BMA Jack Slide-On Connector Crimp/Solder Attachment 2 Hole Flange Mount for RG316, RG188, RG174, LMR-100A, PE-C100-LSZH PE45321](#)

URL: <https://www.pasternack.com/bma-jack-slide-on-rg316-rg188-rg174-lmr-100a-connector-pe45321-p.aspx>

The information contained in this document is accurate to the best of our knowledge and representative of the part described herein. It may be necessary to make modifications to the part and/or the documentation of the part, in order to implement improvements. Pasternack reserves the right to make such changes as required. Unless otherwise stated, all specifications are nominal. Pasternack does not make any representation or warranty regarding the suitability of the part described herein for any particular purpose, and Pasternack does not assume any liability arising out of the use of any part or documentation.

PE45321 CAD Drawing

BMA Jack Slide-On Connector Crimp/Solder Attachment 2 Hole Flange
Mount for RG316, RG188, RG174, LMR-100A, PE-C100-LSZH



DWG TITLE

PE45321

NOTES:
1. UNLESS OTHERWISE SPECIFIED ALL DIMENSIONS ARE NOMINAL.
2. ALL SPECIFICATIONS ARE SUBJECT TO CHANGE WITHOUT NOTICE AT ANY TIME.
3. DIMENSIONS ARE IN INCHES [mm].

Pasternack Enterprises, Inc.
P.O. Box 16759 | Irvine | CA | 92623
Phone: (949) 261-1920 | Fax: (949) 261-7451
Website: www.pasternack.com | E-Mail: sales@pasternack.com

CAGE CODE 53919

CAD FILE 022717

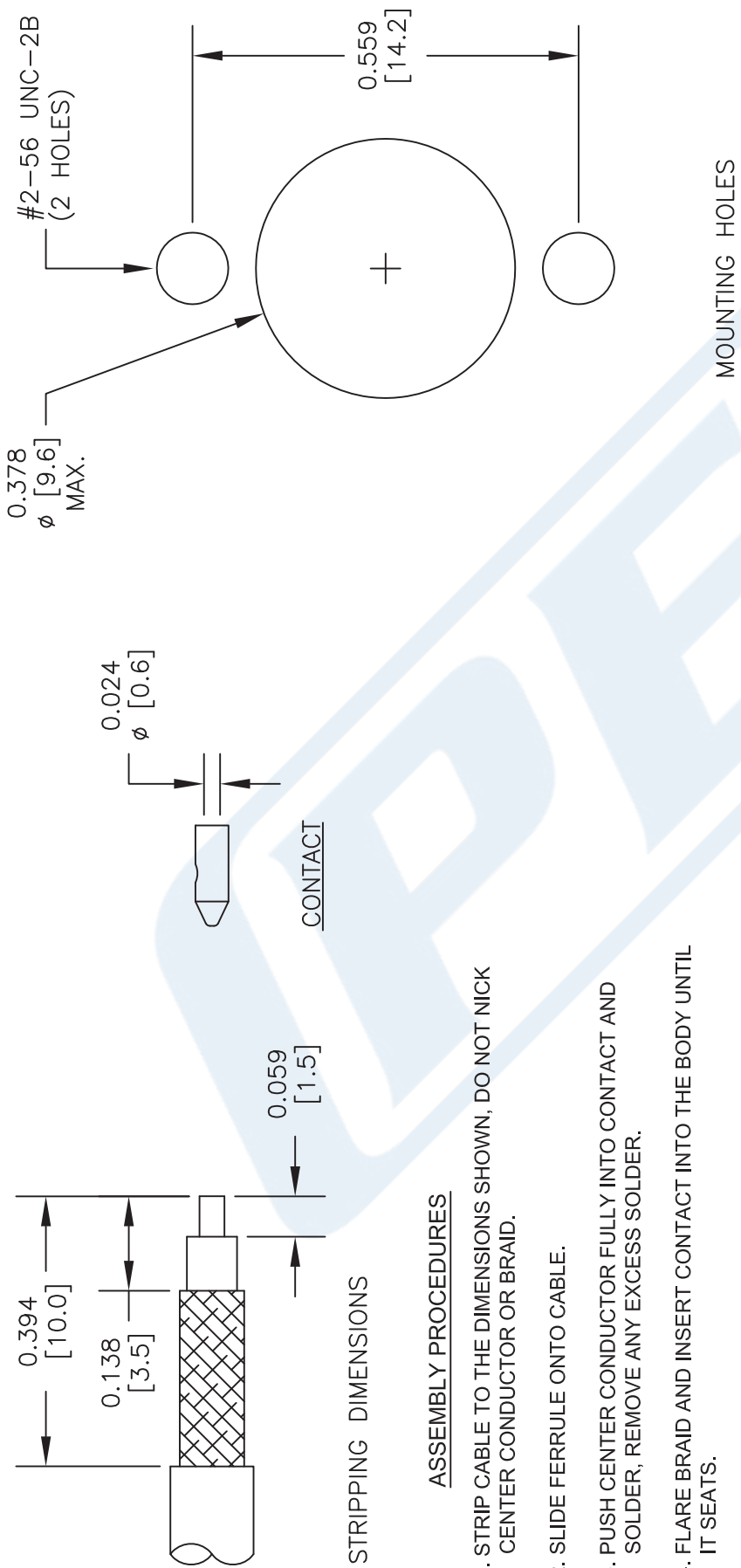
SCALE N/A

SIZE A

2233

PE45321 CAD Drawing

BMA Jack Slide-On Connector Crimp/Solder Attachment 2 Hole Flange
Mount for RG316, RG188, RG174, LMR-100A, PE-C100-LSZH



STANDARD TOLERANCES	
.X	±0.2
.XX	±0.1
.XXX	±0.05

*STANDARD TOLERANCES APPLY ONLY TO DIMENSIONS IN INCHES

DWG TITLE		NOTES:	
PE45321		1. UNLESS OTHERWISE SPECIFIED ALL DIMENSIONS ARE NOMINAL. 2. ALL SPECIFICATIONS ARE SUBJECT TO CHANGE WITHOUT NOTICE AT ANY TIME. 3. DIMENSIONS ARE IN INCHES [mm].	
CAGE CODE	53919	CAD FILE	022717
SCALE	N/A	SIZE	A
		2233	



Flexible RG174 Coax Cable Single Shielded with Black PVC Jacket

RF Cables Technical Data Sheet

Times Microwave Systems Coax Cable Specification Configuration

- Flexible Cable
- 1 Shield(s)

Electrical Specifications

Description	Minimum	Typical	Maximum	Units
Frequency Range	DC		1,000	MHz
Impedance		50		Ohms
Velocity of Propagation		66		%
Nominal Capacitance		31.08 [101.97]		pF/ft [pF/m]
Power@ 1GHz			17	Watts

Performance by Frequency Band

Description	F1	F2	F3	F4	F5	Units
Frequency	100	400	1,000			MHz
Attenuation, Typ	8.4	19	32			dB/100ft
	27.56	62.34	104.99			dB/100m

Mechanical Specifications

Diameter	0.11 in [2.79 mm]
Weight	0.009 lbs/ft [0.01 kg/m]

Construction Specifications

Description	Material and Plating	Diameter
Inner Conductor	Copper Clad Steel, 7 Strands	0.019 in [0.48 mm]
Conductor Type	Stranded	
Dielectric	PE	0.06 in [1.52 mm]
First Shield	Tinned Copper Braid	0.078 in [1.98 mm]

Click the following link (or enter part number in "SEARCH" on website) to obtain additional part information including price, inventory and certifications: [Flexible RG174 Coax Cable Single Shielded with Black PVC Jacket RG174A/U](#)



Flexible RG174 Coax Cable Single
Shielded with Black PVC Jacket

RF Cables
Technical Data Sheet



RG174A/U

Jacket	PVC, Black	0.11 in [2.79 mm]
--------	------------	-------------------

Environmental Specifications

Temperature

Operating Range

-40 to +80 deg C

Compliance Certifications (see [product page](#) for current document)

Plotted and Other Data

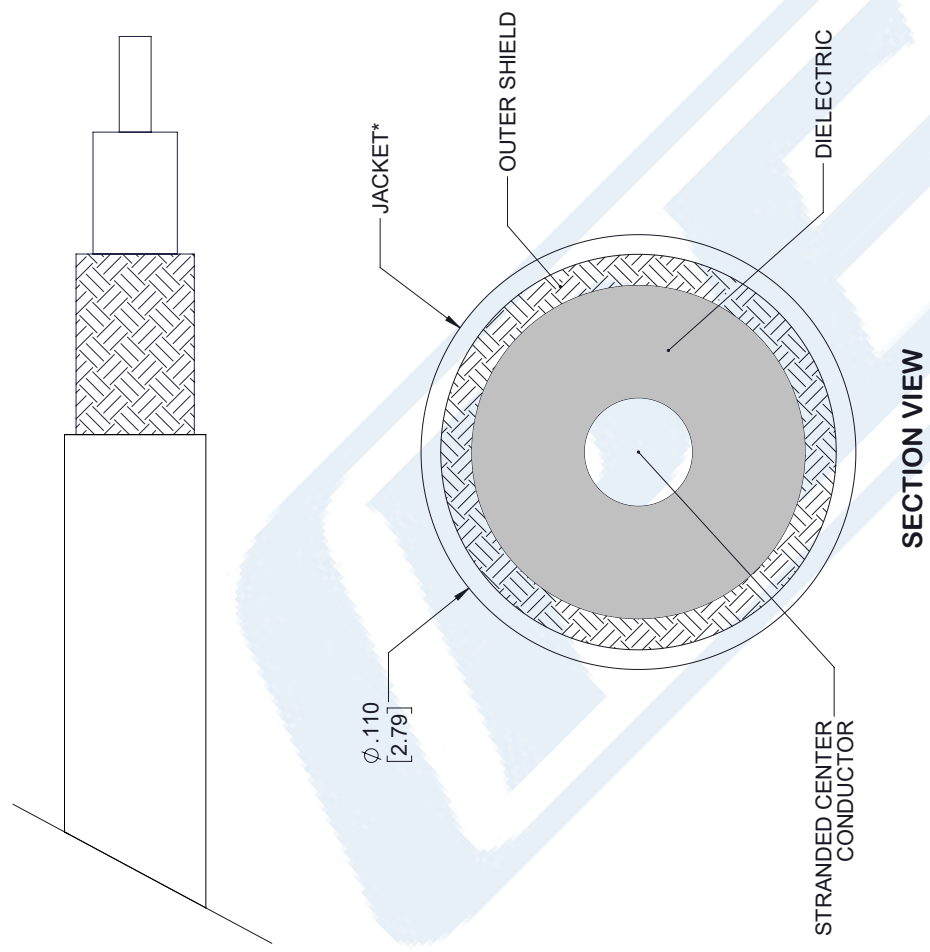
Notes:

Flexible RG174 Coax Cable Single Shielded with Black PVC Jacket from Pasternack Enterprises has same day shipment for domestic and International orders. Our RF, microwave and millimeter wave products maintain a 99.4% availability and are part of the broadest selection in the industry.

Click the following link (or enter part number in "SEARCH" on website) to obtain additional part information including price, inventory and certifications: [Flexible RG174 Coax Cable Single Shielded with Black PVC Jacket RG174A/U](#)

URL: <https://www.pasternack.com/flexible-0.100-rg174-50-ohm-coax-cable-pvc-jacket-rg174a-u-p.aspx>


The information contained in this document is accurate to the best of our knowledge and representative of the part described herein. It may be necessary to make modifications to the part and/or the documentation of the part, in order to implement improvements. Pasternack reserves the right to make such changes as required. Unless otherwise stated, all specifications are nominal. Pasternack does not make any representation or warranty regarding the suitability of the part described herein for any particular purpose, and Pasternack does not assume any liability arising out of the use of any part or documentation.



NOTE:

*STANDARD TOLERANCES APPLY ONLY TO DIMENSIONS IN INCHES

STANDARD	TOLERANCES
.X	±0.2
.XX	±0.01
.XXX	±0.005

<div>  <div> <div>PASTERNAK®</div> <div>THE ENGINEER'S RF SOURCE</div> <div>Pasternack Enterprises, Inc.</div> <div>P.O. Box 16759 Irvine CA 92623</div> <div>Phone: (949) 261-1920 Fax: (949) 261-7451</div> <div>Website: www.pasternack.com E-Mail: sales@pasternack.com</div> </div> </div>	<div>DWG TITLE</div> <div>RG174A/U</div>		<div>NOTES:</div> <div>1. UNLESS OTHERWISE SPECIFIED ALL DIMENSIONS ARE NOMINAL.</div> <div>2. ALL SPECIFICATIONS ARE SUBJECT TO CHANGE WITHOUT NOTICE AT ANY TIME</div> <div>3. DIMENSIONS ARE IN INCHES [mm].</div>	
	<div>CAGE CODE</div> <div>53919</div>	<div>CAD FILE</div> <div>05/25/18</div>	<div>SCALE</div> <div>N/A</div>	<div>SIZE</div> <div>A</div>
<div>7361</div>				