



SMA Male Connector Crimp/Solder Attachment for LMR-400, PE-C400

RF Connectors
Technical Data Sheet

TC-400-SM-X

Times Microwave Systems Connector Specification

Configuration

- SMA Male Connector
- 50 Ohms
- Straight Body Geometry
- Connector Interface Types: LMR-400, PE-C400

Features

- Max. Operating Frequency 6 GHz
- Excellent VSWR of 1.22:1
- Gold Plated Brass Contact
- 50µ" Minimum contact plating

Applications

- General Purpose Test
- Custom Cable Assemblies

Description

Pasternack's TC-400-SM-X SMA male connector with crimp/solder attachment for LMR-400 and PE-C400 is part of our full line of RF components available for same-day shipping. Our SMA male connector operates up to a maximum frequency of 6 GHz and offers excellent VSWR of 1.22:1.

Our SMA male connector TC-400-SM-X datasheet specifications and drawing with dimensions are shown below in this PDF. Pasternack's broad catalog of RF, microwave and millimeter wave connectors allows designers to configure and customize their signal connections however they like. Whether the need is to provide an I/O for a board design, or simply create a custom cable assembly configuration, Pasternack has the right connector for the job. Pasternack can also expertly build your custom cable assemblies for you and ship same-day.

Electrical Specifications

Description	Minimum	Typical	Maximum	Units
Frequency Range	DC		6	GHz
VSWR			1.22:1	
Operating Voltage (AC)			335	Vrms
Dielectric Withstanding Voltage (DC)			500	Vdc
Inner Conductor DC Resistance			3	mOhms
Outer Conductor DC Resistance			2	mOhms
Insulation Resistance	5,000			MOhms

Mechanical Specifications

Size

- Length 1.23 in [31.24 mm]
- Width/Dia. 0.5 in [12.70 mm]
- Height 0.5 in [12.7 mm]

Click the following link (or enter part number in "SEARCH" on website) to obtain additional part information including price, inventory and certifications: [SMA Male Connector Crimp/Solder Attachment for LMR-400, PE-C400 TC-400-SM-X](#)



SMA Male Connector Crimp/Solder Attachment for LMR-400, PE-C400

RF Connectors Technical Data Sheet

TC-400-SM-X

Weight	0.051 lbs [23.13 g]
Mating Cycles	500 Cycles
Mating Torque	7 to 10 in-lbs [0.79 to 1.13 Nm]

Material Specifications

Description	Material	Plating
Contact	Brass	Gold 50µ" Minimum
Insulation	Teflon	
Body	Brass	Tri-Metal
Coupling Nut	Brass	Tri-Metal

Environmental Specifications

Temperature

Operating Range	-55 to +125 deg C
Humidity	MIL-STD-202, Method 106
Shock	MIL-STD-202, Method 213, Cond. I
Vibration	MIL-STD-202, Method 204, Cond. D

Compliance Certifications (see [product page](#) for current document)

Plotted and Other Data

Notes:

SMA Male Connector Crimp/Solder Attachment for LMR-400, PE-C400 from Pasternack Enterprises has same day shipment for domestic and International orders. Our RF, microwave and millimeter wave products maintain a 99.4% availability and are part of the broadest selection in the industry.

Click the following link (or enter part number in "SEARCH" on website) to obtain additional part information including price, inventory and certifications: [SMA Male Connector Crimp/Solder Attachment for LMR-400, PE-C400 TC-400-SM-X](#)

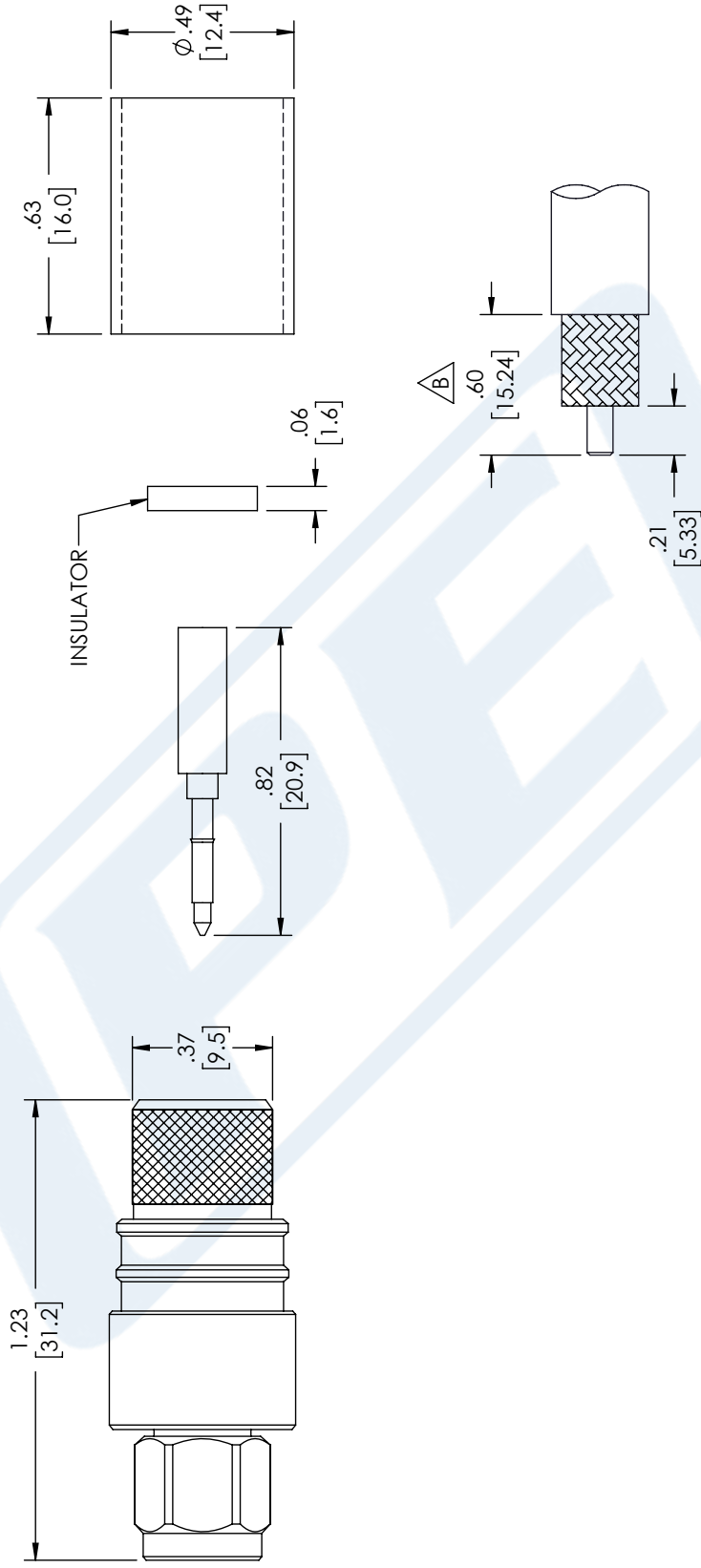
URL: <https://www.pasternack.com/sma-male-lmr-400-pe-c400-connector-tc-400-sm-x-p.aspx>

The information contained in this document is accurate to the best of our knowledge and representative of the part described herein. It may be necessary to make modifications to the part and/or the documentation of the part, in order to implement improvements. Pasternack reserves the right to make such changes as required. Unless otherwise stated, all specifications are nominal. Pasternack does not make any representation or warranty regarding the suitability of the part described herein for any particular purpose, and Pasternack does not assume any liability arising out of the use of any part or documentation.

TC-400-SM-X CAD Drawing

SMA Male Connector Crimp/Solder Attachment for LMR-400, PE-C400

REVISIONS		
REV.	DESCRIPTION	DATE
B	PCR TC-400-SM-X 20220513; UPDATE STRIPPING DIM	6/2/22
		APPROVED
		SRAUTUS



RECOMMENDED CABLE STRIPPING DIMENSION

<p>UNLESS OTHERWISE SPECIFIED LEADING DIMENSIONS ARE INCHES DIMENSIONS IN [] ARE MILLIMETERS</p> <p>TOLERANCES:</p> <p>.X = ±.2 [5.08] FRACTIONS ± 1/32 .XX = ±.02 [.51] ANGLES ± 1° .XXX = ±.005 [.13]</p> <p>CABLE LENGTH (L), TOLERANCES: L ≤ 12 [305] = +1 [25] / -0 12 [305] < L ≤ 60 [1524] = +2 [51] / -0 60 [1524] < L ≤ 120 [3048] = +4 [102] / -0 120 [3048] < L ≤ 300 [7620] = +6 [152] / -0 300 [7620] < L = +5% / -0</p> <p>ALL DIMENSIONS SHOWN ARE FOR REFERENCE ONLY.</p>	<p>THIRD-ANGLE PROJECTION</p> <p>THE INFORMATION AND DESIGN IN THIS DOCUMENT IS THE PROPERTY OF PASTERNAK CORPORATION ALL RIGHTS RESERVED.</p> <p>SHEET 1 OF 1</p> <p>SCALE N/A</p>
	<p>SIZE A CAGE CODE 53919 DRAWN BY HBAKKE ITEM NO. TC-400-SM-X-PE REV B</p>
<p>PE PASTERNAK an INFINITI brand</p> <p>Pasternack Enterprises, Inc. P. O. Box 16759, Irvine, CA 92623. Phone: 1.949.261.1920 1.866.727.8376 Fax: 1.949.261.7451 Website: www.pasternack.com E-mail: sales@pasternack.com</p>	

THESE COMMODITIES, TECHNOLOGY OR SOFTWARE WERE EXPORTED FROM THE UNITED STATES IN ACCORDANCE WITH THE EXPORT ADMINISTRATION REGULATIONS. DIVERSION CONTRARY TO U.S. LAW PROHIBITED.

SMA Right Angle Male Connector Crimp Attachment for LMR-400, LMR-LW400, TCOM-400, LMR-400-LLPX, PE-B400, PE-B405, PE-C400, LMR-400-FR



PE5129

Configuration

- SMA Male Connector
- 50 Ohms
- Right Angle Body Geometry
- Connector Interface Types: LMR-400, LMR-LW400, TCOM-400, LMR-400-LLPX, PE-B400, PE-B405, PE-C400, LMR-400-FR

Features

- Max. Operating Frequency 6 GHz
- Gold Plated Brass Contact

Applications

- General Purpose Test
- Custom Cable Assemblies

Description

Pasternack's PE5129 Right Angle, SMA, Connector is part of our full line of RF components available for same-day shipping. Our Right Angle, SMA male connector operates up to a maximum frequency of 6 GHz. Its right angle body geometry allows for easier connections in tight spaces.

Our SMA male right angle connector PE5129 datasheet specifications and drawing with dimensions are shown below in this PDF. Pasternack's broad catalog of RF, microwave and millimeter wave connectors allows designers to configure and customize their signal connections however they like. Whether the need is to provide an I/O for a board design, or simply create a custom cable assembly configuration, Pasternack has the right connector for the job. Pasternack can also expertly build your custom cable assemblies for you and ship same-day.

Electrical Specifications

Description	Minimum	Typical	Maximum	Units
Frequency Range	DC		6	GHz
Insulation Resistance	5,000			MOhms
Impedance		50		Ohms

Performance by Frequency

Description	F1	F2	F3	F4	F5	Units
Frequency Range	DC to 3					GHz
VSWR, Max	1.25:1					

Mechanical Specifications

Size

Length	1.35 in [34.29 mm]
Width	0.91 in [23.11 mm]
Height	0.49 in [12.45 mm]
Weight	0.047 lbs [21.32 g]

SMA Right Angle Male Connector Crimp Attachment for LMR-400, LMR-LW400, TCOM-400, LMR-400-LLPX, PE-B400, PE-B405, PE-C400, LMR-400-FR



PE5129

Material Specifications

Description	Material	Plating
Contact	Brass	Gold
Insulation	PTFE	
Body	Brass	Tri-metal
Gasket	Silicone Rubber	
Crimp Sleeve	Brass	Tri-metal

Environmental Specifications

Temperature

Operating Range -40 to +155 deg C

Compliance Certifications (see [product page](#) for current document)

Plotted and Other Data

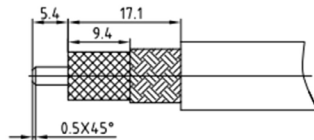
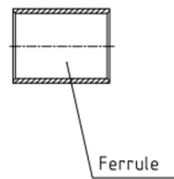
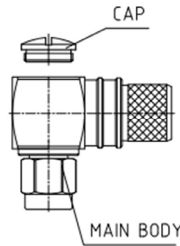
Notes:

SMA Right Angle Male Connector Crimp Attachment
for LMR-400, LMR-LW400, TCOM-400, LMR-400-LLPX, PE-B400, PE-B405, PE-C400, LMR-400-FR

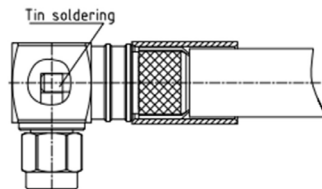


PE5129

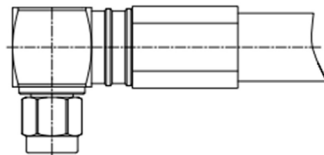
Assembly Instruction



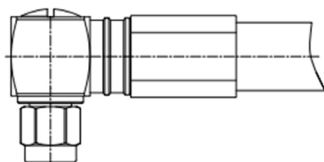
- 1.A. Stripping dimension is as shown by diagram, attention should be paid while stripping.
- B. Remove residual burr.



- 2.A. Put the connector in place, Then push the ferrule.
- B. Solder inner conduct.
- C. Remove residual burr.



- 3.A. Compression crimping sleeve
- B. Push the heat shrink tube, blow it with heat gun.



- 3.A. Screw on the end cap.

SMA Right Angle Male Connector Crimp Attachment for LMR-400, LMR-LW400, TCOM-400, LMR-400-LLPX, PE-B400, PE-B405, PE-C400, LMR-400-FR



PE5129

SMA Right Angle Male Connector Crimp Attachment for LMR-400, LMR-LW400, TCOM-400, LMR-400-LLPX, PE-B400, PE-B405, PE-C400, LMR-400-FR from Pasternack Enterprises has same day shipment for domestic and International orders. Our RF, microwave and millimeter wave products maintain a 99.4% availability and are part of the broadest selection in the industry.

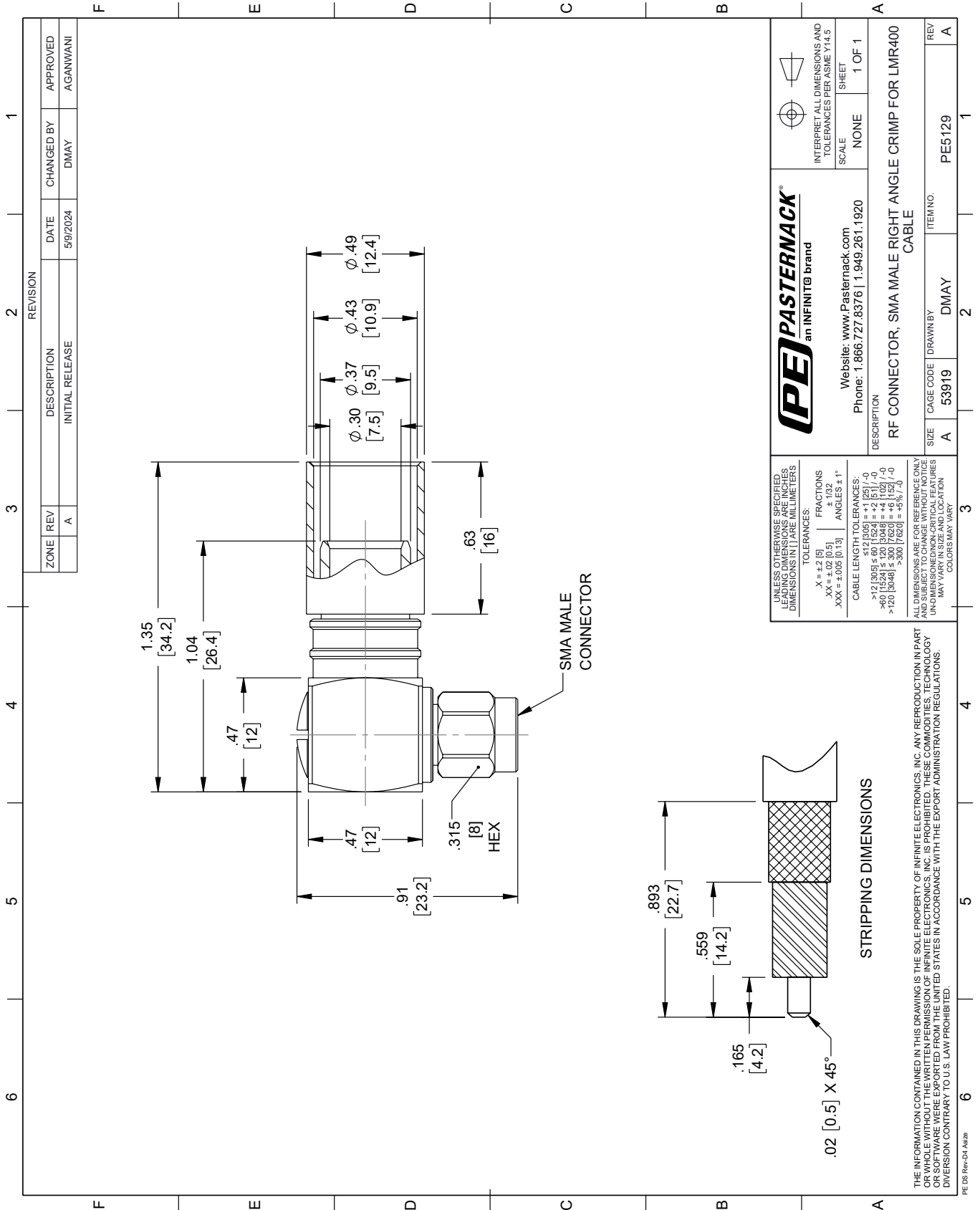
Click the following link (or enter part number in "SEARCH" on website) to obtain additional part information including price, inventory and certifications: [SMA Right Angle Male Connector Crimp Attachment for LMR-400, LMR-LW400, TCOM-400, LMR-400-LLPX, PE-B400, PE-B405, PE-C400, LMR-400-FR PE5129](https://www.pasternack.com/sma-male-lmr-400-lmr-lw400-lmr-400-llpx-connector-pe5129-p.aspx)

URL: <https://www.pasternack.com/sma-male-lmr-400-lmr-lw400-lmr-400-llpx-connector-pe5129-p.aspx>

The information contained within this document is accurate to the best of our knowledge and representative of the part described herein. It may be necessary to make modifications to the part and/or the documentation of the part in order to implement improvements. Pasternack Enterprises reserves the right to make such changes as required. Unless otherwise stated, all specifications are nominal. Pasternack Enterprises does not make any representation or warranty regarding the suitability of the part described herein for any particular purpose, and Pasternack Enterprises does not assume liability arising out of the use of any part or document.

PE5129 CAD Drawing

SMA Right Angle Male Connector Crimp Attachment for LMR-400, LMR-LW400, TCOM-400, LMR-400-LLPX, PE-B400, PE-B405, PE-C400, LMR-400-FR



REVISION		DATE	CHANGED BY	APPROVED	
ZONE	REV	DESCRIPTION	DATE	CHANGED BY	APPROVED
A		INITIAL RELEASE	5/9/2024	DMAY	AGANWANI

PE PASTERNAK
an INFINITE brand

Website: www.Pasternack.com
Phone: 1.866.727.8376 | 1.949.261.1920

INTERPRET ALL DIMENSIONS AND TOLERANCES PER ASME Y14.5

SCALE: NONE
SHEET: 1 OF 1

DESCRIPTION: RF CONNECTOR, SMA MALE RIGHT ANGLE CRIMP FOR LMR400 CABLE

SIZE: A
CAGE CODE: 53919
DRAWN BY: DMAY
ITEM NO.: PE5129

REV: A

UNLESS OTHERWISE SPECIFIED, LEADING DIMENSIONS ARE IN INCHES. DIMENSIONS IN [] ARE MILLIMETERS.

TOLERANCES:
 .X = ±.2 [5]
 .XX = ±.02 [0.5]
 .XXX = ±.005 [0.13]

FRACTIONS: ± 1/32
 ANGLES: ± 1°

CABLE LENGTH TOLERANCES:
 <12 [305] ≤ 60 [1524] = ±.1 [25] / -0
 >60 [1524] ≤ 120 [3048] = ±.4 [102] / -0
 >120 [3048] ≤ 300 [7620] = ±.6 [15] / -0
 >300 [7620] = ±.8 [20] / -0

ALL DIMENSIONS ARE FOR REFERENCE ONLY. UNLESS OTHERWISE SPECIFIED, DIMENSIONS ARE IN INCHES. DIMENSIONS IN [] ARE MILLIMETERS. DIMENSIONS AND LOCATIONS MAY VARY IN SIZE AND LOCATION. COLORS MAY VARY.

THE INFORMATION CONTAINED IN THIS DRAWING IS THE SOLE PROPERTY OF INFINITE ELECTRONICS, INC. ANY REPRODUCTION IN PART OR WHOLE WITHOUT THE WRITTEN PERMISSION OF INFINITE ELECTRONICS, INC. IS PROHIBITED. THESE COMMODITIES, TECHNOLOGY OR SERVICES ARE NOT EXPORTED FROM THE UNITED STATES IN ACCORDANCE WITH THE EXPORT ADMINISTRATION REGULATIONS. DIVISION CONTRARY TO U.S. LAW PROHIBITED.

PE DS Rev-D4 Add2

Low Loss Flexible LMR-240-LLPX Rated Coax Cable with Fluoropolymer Jacket



LMR-240-LLPX

Configuration

- Low Loss Flexible Cable

Features

- Max Operating Frequency of 8 GHz
- Phase Velocity 76% VoP
- Max Operating Temperature +125°C

Applications

- Laboratory Applications
- General Purpose RF Interconnect

Description

The LMR-240-LLPX part number from Pasternack is a low-loss coax cable that is flexible. Pasternack flexible coax RF cable has an impedance of 50 Ohm and a PTFE dielectric. Our LMR-240-LLPX coax cable is constructed with a 0.21-inch jacket made of polyethylene. This RF coaxial cable is ideal for laboratory applications and general purpose RF interconnect applications. This red-colored low-loss coax cable has a nominal capacitance of 26.7 pF/Ft.

This LMR-240-LLPX flexible RF cable has a minimum RF shielding of 90 dB. Our coax cable from Pasternack has a maximum frequency of 8 GHz. Additional specifications for this LMR-240-LLPX RF coaxial cable are on our downloadable PDF datasheet above. This low-loss RF cable has a one-time minimum bend radius of 0.75 inches and a repeat minimum bend radius of 2.5 inches.

Our LMR-240-LLPX coax cable can operate at temperatures ranging from -40 to 125 degrees C. Our coax cable has a typical loss/attenuation of 1.4, 3.1, 5.4, 7.6, 9.9, 11.5, 12.9, 15.1, 20, and 24.3 dB/100ft at frequencies of 30 MHz, 150 MHz, 450 MHz, 900 MHz, 1.5 GHz, 2 GHz, 2.5 GHz, 3.4 GHz, 5.8 GHz, and 8 GHz, respectively. The LMR-240-LLPX flexible RF cable has a copper center conductor.

Pasternack LMR-240-LLPX low-loss coax cables are part of our RF, microwave, and millimeter wave components. These flexible cables and our other RF parts are available for same-day shipping worldwide. Custom RF cable assemblies using LMR-240-LLPX, or other coax can be built and shipped the same business day as well.

Electrical Specifications

Description	Minimum	Typical	Maximum	Units
Frequency Range	DC		8	GHz
Impedance		50		Ohms
Velocity of Propagation		76		%
Shielding Effectiveness	90			dB
Operating Voltage (DC)			1,500	Vdc
Jacket Spark			5,000	Vrms
Inner Conductor DC Resistance			4	Ohms/1000ft
Outer Conductor DC Resistance			3.9	Ohms/1000ft
Nominal Capacitance		26.7 [87.6]		pF/ft [pF/m]
Nominal Inductance		0.067 [0.22]		uH/ft [uH/m]

Low Loss Flexible LMR-240-LLPX Rated Coax Cable with Fluoropolymer Jacket



LMR-240-LLPX

Electrical Specifications

Description	Minimum	Typical	Maximum	Units
Input Power (Peak)			5.6	kWatts

Performance by Frequency Band

Description	F1	F2	F3	F4	F5	Units
Frequency	0.03	0.15	0.45	0.9	1.5	GHz
Attenuation, Typ	1.4	3.1	5.4	7.6	9.9	dB/100ft
	4.59	10.17	17.72	24.93	32.48	dB/100m

Description	F6	F7	F8	F9	F10	Units
Frequency	2	2.5	3.4	5.8	8	GHz
Attenuation, Typ	11.5	12.9	15.1	20	24.3	dB/100ft
	37.73	42.32	49.54	65.62	79.72	dB/100m

Mechanical Specifications

Diameter	0.214 in [5.44 mm]
Weight	0.035 lbs/ft [0.05 kg/m]
Min. Bend Radius (Installation)	0.75 in [19.05 mm]
Min. Bend Radius (Repeated)	2.5 in [63.5 mm]
Tensile Strength	60 lbs [27.22 kg]
Flat Plate Crush	85 lbs/in [1.52 kg/mm]

Construction Specifications

Description	Material and Plating	Diameter
Inner Conductor	Copper, Strand	0.051 in [1.3 mm]
Dielectric	PTFE	0.15 in [3.81 mm]
Outer Conductor	Aluminum Tape	0 in [0 mm]
Jacket	Fluoropolymer	0.214 in [5.44 mm]

Environmental Specifications

Temperature	
Operating Range	-40 to +125 deg C
Installation Range	-40 to +125 deg C
Storage Range	-40 to +125 deg C

Compliance Certifications (see [product page](#) for current document)

Plotted and Other Data

Notes:

Low Loss Flexible LMR-240-LLPX Rated Coax Cable with Fluoropolymer Jacket



LMR-240-LLPX

Low Loss Flexible LMR-240-LLPX Rated Coax Cable with Fluoropolymer Jacket from Pasternack Enterprises has same day shipment for domestic and International orders. Our RF, microwave and millimeter wave products maintain a 99.4% availability and are part of the broadest selection in the industry.

Click the following link (or enter part number in "SEARCH" on website) to obtain additional part information including price, inventory and certifications: [Low Loss Flexible LMR-240-LLPX Rated Coax Cable with Fluoropolymer Jacket LMR-240-LLPX](#)

URL: <https://www.pasternack.com/low-loss-flexible-lmr240llpx-fluoropolymer-jacket-lmr-240-llpx-p.aspx>

The information contained within this document is accurate to the best of our knowledge and representative of the part described herein. It may be necessary to make modifications to the part and/or the documentation of the part in order to implement improvements. Pasternack Enterprises reserves the right to make such changes as required. Unless otherwise stated, all specifications are nominal. Pasternack Enterprises does not make any representation or warranty regarding the suitability of the part described herein for any particular purpose, and Pasternack Enterprises does not assume liability arising out of the use of any part or document.

LMR-240-LLPX CAD Drawing

Low Loss Flexible LMR-240-LLPX Rated Coax Cable with Fluoropolymer Jacket

