



N Female Right Angle Bulkhead Mount Low PIM Connector Solder Attachment for PE- SR402FL, PE-SR402FLJ, RG402, PE-SR402AL

RF Connectors Technical Data Sheet

PE45823

Configuration

- N Female Connector
- 50 Ohms
- Right Angle Body Geometry
- Connector Interface Types: PE-SR402FL, PE-SR-402FLJ, RG402, PE-SR402AL
- Bulkhead
- Low PIM Design

Features

- Max. Operating Frequency 6 GHz
- Silver Plated Bronze Contact

Applications

- General Purpose Test
- Rack and Panel Mount Applications
- Wireless Communications
- Custom Cable Assemblies
- Low PIM Applications

Description

Pasternack's PE45823 type N female right angle bulkhead connector with solder/solder attachment for PE-SR402FL, PE-SR402FLJ, RG402 and PE-SR402AL is part of our full line of RF components available for same-day shipping. Our type N female connector operates up to a maximum frequency of 6 GHz. Its right angle body geometry allows for easier connections in tight spaces. This type N bulkhead connector allows designers to create external connections on their product enclosures, and can be used in a variety of other rack mount and panel mount applications.

Our type N female right angle bulkhead connector PE45823 datasheet specifications and drawing with dimensions are shown below in this PDF. Pasternack's broad catalog of RF, microwave and millimeter wave connectors allows designers to configure and customize their signal connections however they like. Whether the need is to provide an I/O for a board design, or simply create a custom cable assembly configuration, Pasternack has the right connector for the job. Pasternack can also expertly build your custom cable assemblies for you and ship same-day.

Electrical Specifications

Description	Minimum	Typical	Maximum	Units
Frequency Range	DC		6	GHz
Insertion Loss			0.15	dB
Dielectric Withstanding Voltage (AC)			1,000	Vrms

Performance by Frequency

Description	F1	F2	F3	F4	F5	Units
Frequency Range	DC to 3	3 to 6				GHz
VSWR, Max	1.15:1	1.35:1				

Electrical Specification Notes:

Insertion Loss is measured as $< 0.06 * \text{SQRT}(f(\text{GHz}))(\text{dB})$

Click the following link (or enter part number in "SEARCH" on website) to obtain additional part information including price, inventory and certifications: [N Female Right Angle Bulkhead Mount Low PIM Connector Solder Attachment for PE-SR-402FL, PE-SR402FLJ, RG402, PE-SR402AL PE45823](#)



N Female Right Angle Bulkhead Mount
Low PIM Connector Solder Attachment for PE-
SR402FL, PE-SR402FLJ, RG402, PE-SR402AL

RF Connectors Technical Data Sheet

PE45823

Mechanical Specifications

Size

Length	1.41 in [35.81 mm]
Width/Dia.	0.87 in [22.10 mm]
Height	0.87 in [22.1 mm]
Weight	0.094 lbs [42.64 g]

Material Specifications

Description	Material	Plating
Contact	Bronze	Silver
Insulation	PTFE	
Body	Brass	Tri-Metal
Coupling Nut	Brass	Tri-Metal

Environmental Specifications

Temperature

Operating Range	-65 to +155 deg C
-----------------	-------------------

Compliance Certifications (see [product page](#) for current document)

Plotted and Other Data

Notes:

Click the following link (or enter part number in "SEARCH" on website) to obtain additional part information including price, inventory and certifications: [N Female Right Angle Bulkhead Mount Low PIM Connector Solder Attachment for PE-SR-402FL, PE-SR402FLJ, RG402, PE-SR402AL PE45823](#)



N Female Right Angle Bulkhead Mount
Low PIM Connector Solder Attachment for PE-
SR402FL, PE-SR402FLJ, RG402, PE-SR402AL

RF Connectors
Technical Data Sheet

PE45823

N Female Right Angle Bulkhead Mount Low PIM Connector Solder Attachment for PE-SR402FL, PE-SR402FLJ, RG402, PE-SR402AL from Pasternack Enterprises has same day shipment for domestic and International orders. Our RF, microwave and millimeter wave products maintain a 99.4% availability and are part of the broadest selection in the industry.

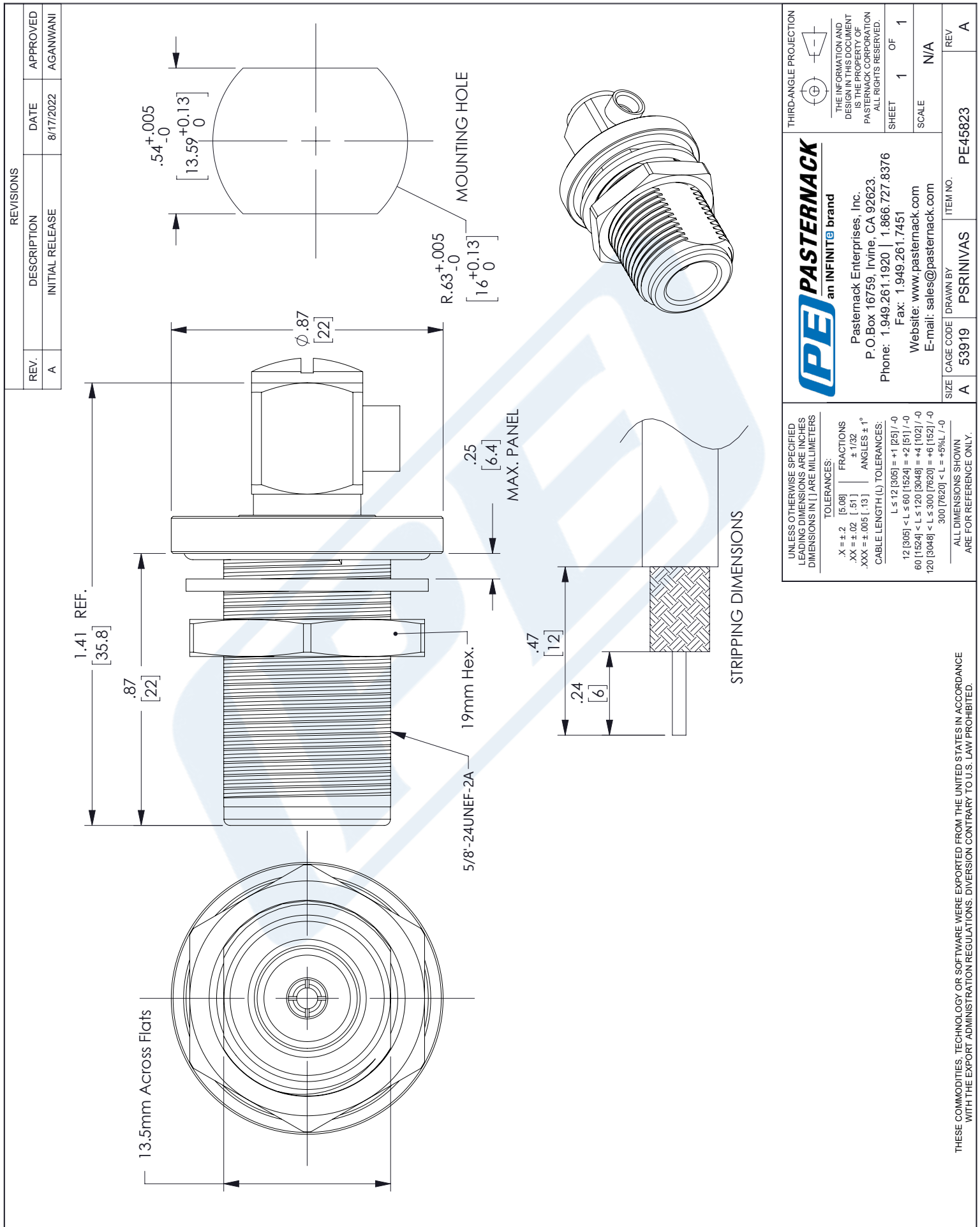
Click the following link (or enter part number in "SEARCH" on website) to obtain additional part information including price, inventory and certifications: [N Female Right Angle Bulkhead Mount Low PIM Connector Solder Attachment for PE-SR402FL, PE-SR402FLJ, RG402, PE-SR402AL PE45823](https://www.pasternack.com/n-female-pe-sr402fl-pe-sr402flj-rg402-pe-sr402al-connector-pe45823-p.aspx)

URL: <https://www.pasternack.com/n-female-pe-sr402fl-pe-sr402flj-rg402-pe-sr402al-connector-pe45823-p.aspx>

The information contained in this document is accurate to the best of our knowledge and representative of the part described herein. It may be necessary to make modifications to the part and/or the documentation of the part, in order to implement improvements. Pasternack reserves the right to make such changes as required. Unless otherwise stated, all specifications are nominal. Pasternack does not make any representation or warranty regarding the suitability of the part described herein for any particular purpose, and Pasternack does not assume any liability arising out of the use of any part or documentation.

PE45823 CAD Drawing

N Female Right Angle Bulkhead Mount Low PIM Connector Solder Attachment for PE-SR402FL, PE-SR402FLJ, RG402, PE-SR402AL





N Female Right Angle Bulkhead Mount Low PIM Connector Solder Attachment for PE- SR402FL, PE-SR402FLJ, RG402, PE-SR402AL

RF Connectors Technical Data Sheet

PE45823

Configuration

- N Female Connector
- 50 Ohms
- Right Angle Body Geometry
- Connector Interface Types: PE-SR402FL, PE-SR-402FLJ, RG402, PE-SR402AL
- Bulkhead
- Low PIM Design

Features

- Max. Operating Frequency 6 GHz
- Silver Plated Bronze Contact

Applications

- General Purpose Test
- Rack and Panel Mount Applications
- Wireless Communications
- Custom Cable Assemblies
- Low PIM Applications

Description

Pasternack's PE45823 type N female right angle bulkhead connector with solder/solder attachment for PE-SR402FL, PE-SR402FLJ, RG402 and PE-SR402AL is part of our full line of RF components available for same-day shipping. Our type N female connector operates up to a maximum frequency of 6 GHz. Its right angle body geometry allows for easier connections in tight spaces. This type N bulkhead connector allows designers to create external connections on their product enclosures, and can be used in a variety of other rack mount and panel mount applications.

Our type N female right angle bulkhead connector PE45823 datasheet specifications and drawing with dimensions are shown below in this PDF. Pasternack's broad catalog of RF, microwave and millimeter wave connectors allows designers to configure and customize their signal connections however they like. Whether the need is to provide an I/O for a board design, or simply create a custom cable assembly configuration, Pasternack has the right connector for the job. Pasternack can also expertly build your custom cable assemblies for you and ship same-day.

Electrical Specifications

Description	Minimum	Typical	Maximum	Units
Frequency Range	DC		6	GHz
Insertion Loss			0.15	dB
Dielectric Withstanding Voltage (AC)			1,000	Vrms

Performance by Frequency

Description	F1	F2	F3	F4	F5	Units
Frequency Range	DC to 3	3 to 6				GHz
VSWR, Max	1.15:1	1.35:1				

Electrical Specification Notes:
Insertion Loss is measured as $< 0.06 * \text{SQRT}(f(\text{GHz}))(\text{dB})$

Click the following link (or enter part number in "SEARCH" on website) to obtain additional part information including price, inventory and certifications: [N Female Right Angle Bulkhead Mount Low PIM Connector Solder Attachment for PE-SR-402FL, PE-SR402FLJ, RG402, PE-SR402AL PE45823](#)



N Female Right Angle Bulkhead Mount
Low PIM Connector Solder Attachment for PE-
SR402FL, PE-SR402FLJ, RG402, PE-SR402AL

RF Connectors Technical Data Sheet

PE45823

Mechanical Specifications

Size

Length	1.41 in [35.81 mm]
Width/Dia.	0.87 in [22.10 mm]
Height	0.87 in [22.1 mm]
Weight	0.094 lbs [42.64 g]

Material Specifications

Description	Material	Plating
Contact	Bronze	Silver
Insulation	PTFE	
Body	Brass	Tri-Metal
Coupling Nut	Brass	Tri-Metal

Environmental Specifications

Temperature

Operating Range	-65 to +155 deg C
-----------------	-------------------

Compliance Certifications (see [product page](#) for current document)

Plotted and Other Data

Notes:

Click the following link (or enter part number in "SEARCH" on website) to obtain additional part information including price, inventory and certifications: [N Female Right Angle Bulkhead Mount Low PIM Connector Solder Attachment for PE-SR-402FL, PE-SR402FLJ, RG402, PE-SR402AL PE45823](#)



N Female Right Angle Bulkhead Mount
Low PIM Connector Solder Attachment for PE-
SR402FL, PE-SR402FLJ, RG402, PE-SR402AL

RF Connectors
Technical Data Sheet

PE45823

N Female Right Angle Bulkhead Mount Low PIM Connector Solder Attachment for PE-SR402FL, PE-SR402FLJ, RG402, PE-SR402AL from Pasternack Enterprises has same day shipment for domestic and International orders. Our RF, microwave and millimeter wave products maintain a 99.4% availability and are part of the broadest selection in the industry.

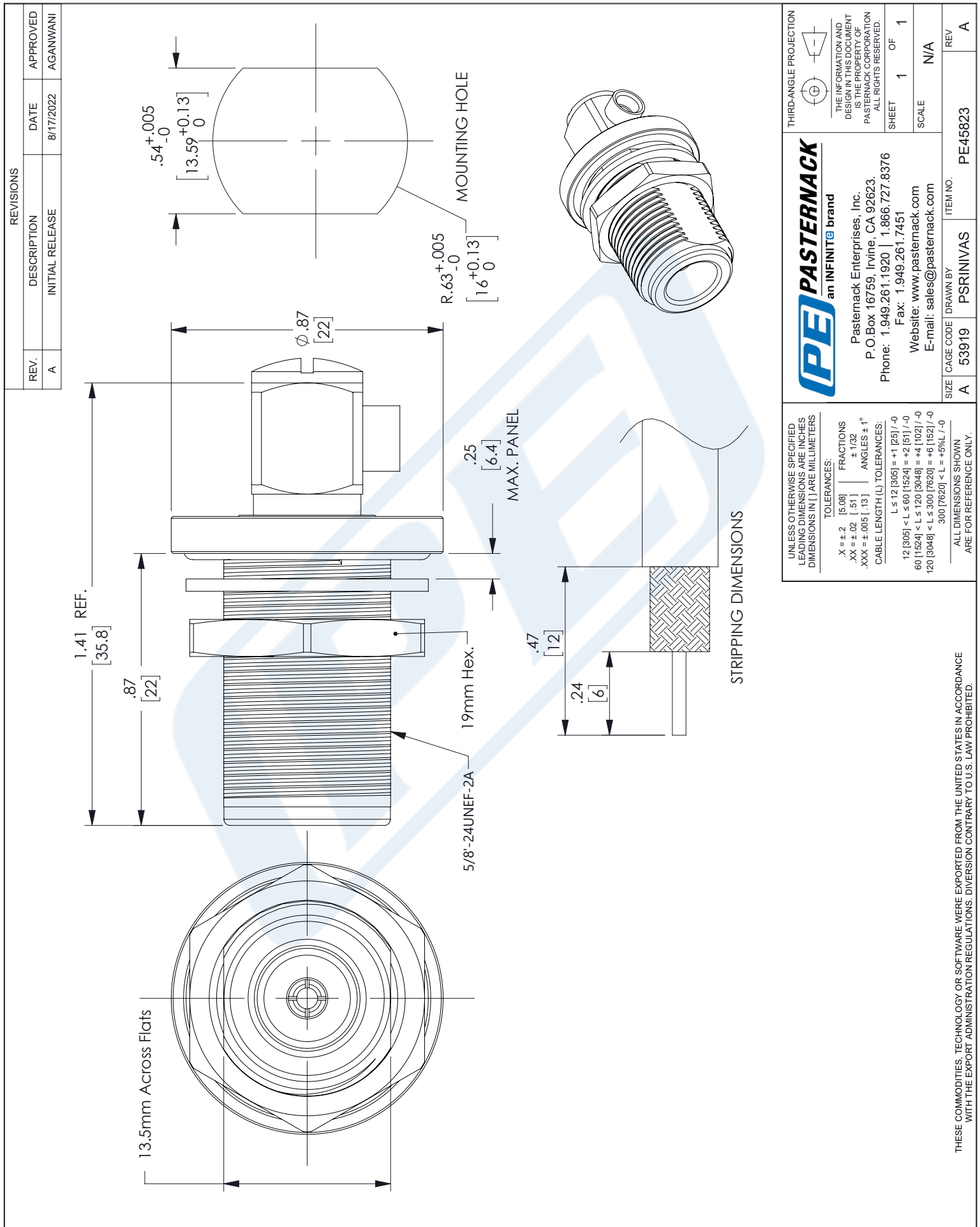
Click the following link (or enter part number in "SEARCH" on website) to obtain additional part information including price, inventory and certifications: [N Female Right Angle Bulkhead Mount Low PIM Connector Solder Attachment for PE-SR402FL, PE-SR402FLJ, RG402, PE-SR402AL PE45823](https://www.pasternack.com/n-female-pe-sr402fl-pe-sr402flj-rg402-pe-sr402al-connector-pe45823-p.aspx)

URL: <https://www.pasternack.com/n-female-pe-sr402fl-pe-sr402flj-rg402-pe-sr402al-connector-pe45823-p.aspx>

The information contained in this document is accurate to the best of our knowledge and representative of the part described herein. It may be necessary to make modifications to the part and/or the documentation of the part, in order to implement improvements. Pasternack reserves the right to make such changes as required. Unless otherwise stated, all specifications are nominal. Pasternack does not make any representation or warranty regarding the suitability of the part described herein for any particular purpose, and Pasternack does not assume any liability arising out of the use of any part or documentation.

PE45823 CAD Drawing

N Female Right Angle Bulkhead Mount Low PIM Connector Solder Attachment for PE-SR402FL, PE-SR402FLJ, RG402, PE-SR402AL





Formable 141 Semi-rigid Coax Cable with Tinned Copper Braid Outer Conductor

RF Cables Technical Data Sheet

PE-SR402FL

Configuration

- Formable Cable

Features

- Dimensionally the same as standard solid outer conductor semi-rigid coax
- Standard semi-rigid connectors can be used
- Cable is hand formable and does not require special tools to bend
- Connectors are easily soldered to Tin soaked outer conductor
- Cable can be formed more than once without damage to outer conductor
- High RF Shielding >100 dB

Description

Formable semi-rigid coax is a hand formable version of standard semi-rigid that does not require complicated and costly pre-formed cable assemblies. Because the dimensions and electrical characteristics are so closely matched to semi-rigid coax, standard semi-rigid connectors can be used. The tin soaked copper braid outer shield provides excellent RF shielding.

Electrical Specifications

Description	Minimum	Typical	Maximum	Units
Frequency Range	DC		20	GHz
Impedance		50		Ohms
Velocity of Propagation		69.5		%
Shielding Effectiveness	110			dB
Inner Conductor DC Resistance			7.8	Ohms/1000ft
Outer Conductor DC Resistance			5.5	Ohms/1000ft
Nominal Capacitance		29 [95.14]		pF/ft [pF/m]

Performance by Frequency Band

Description	F1	F2	F3	F4	F5	Units
Frequency	0.5	1	5	10	20	GHz
Attenuation, Typ	8	12	29	45	70	dB/100ft
	26.25	39.37	95.14	147.64	229.66	dB/100m

Mechanical Specifications

Min. Bend Radius (Repeated) 0.625 in [15.88 mm]

Click the following link (or enter part number in "SEARCH" on website) to obtain additional part information including price, inventory and certifications: [Formable 141 Semi-rigid Coax Cable with Tinned Copper Braid Outer Conductor PE-SR402FL](#)



Formable 141 Semi-rigid Coax Cable with Tinned Copper Braid Outer Conductor

RF Cables Technical Data Sheet

PE-SR402FL

Construction Specifications

Description	Material and Plating	Diameter
Inner Conductor	Copper, Silver1	0.037 in 0.94 mm
Conductor Type	Solid	
Dielectric	PTFE	0.119 in 3.02 mm
Outer Conductor	Tinned Copper Braid 100% coverage	0.141 in 3.58 mm

Environmental Specifications

Temperature

Operating Range

-55 to +125 deg C

Compliance Certifications (see [product page](#) for current document)

Plotted and Other Data

Notes:

Formable 141 Semi-rigid Coax Cable with Tinned Copper Braid Outer Conductor from Pasternack Enterprises has same day shipment for domestic and International orders. Our RF, microwave and millimeter wave products maintain a 99.4% availability and are part of the broadest selection in the industry.

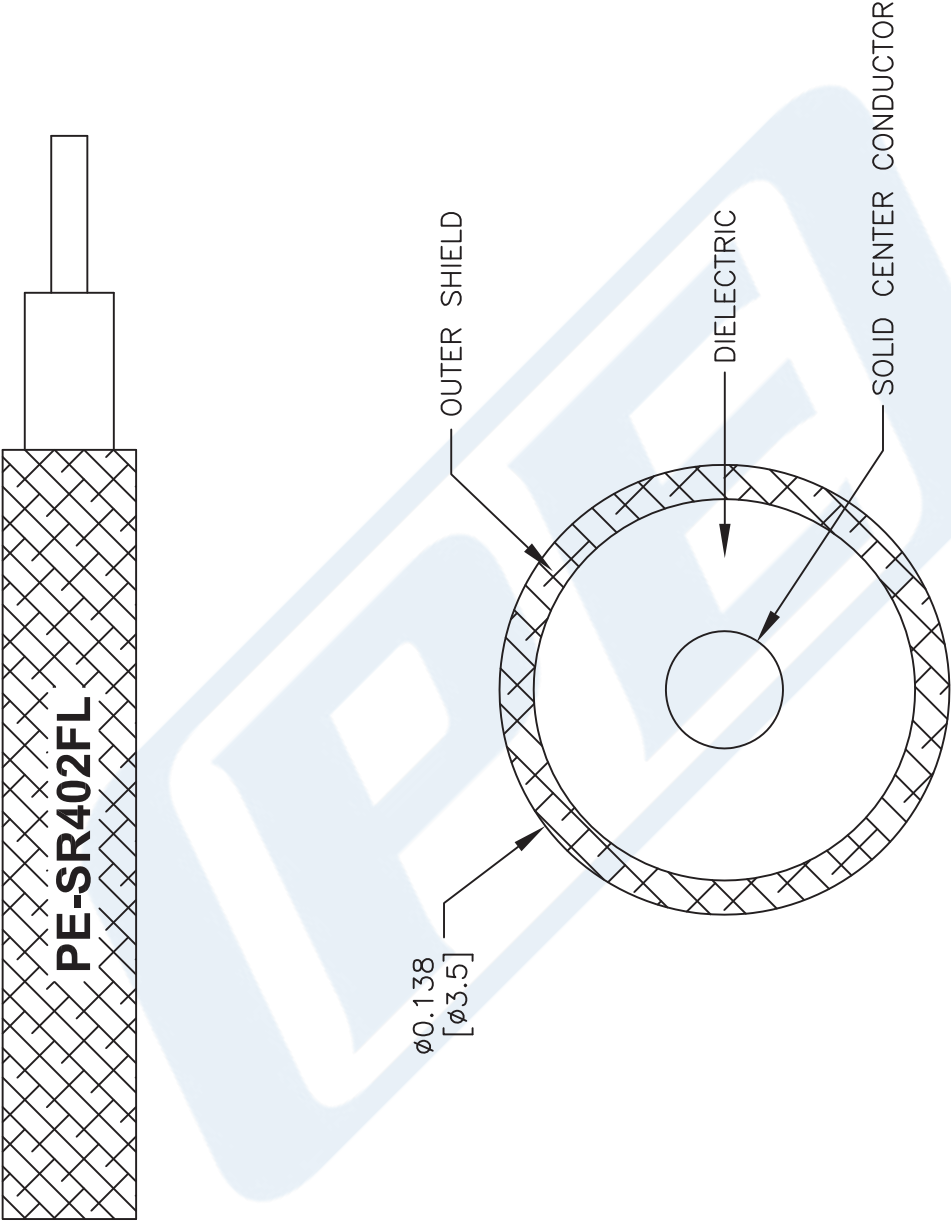
Click the following link (or enter part number in "SEARCH" on website) to obtain additional part information including price, inventory and certifications: [Formable 141 Semi-rigid Coax Cable with Tinned Copper Braid Outer Conductor PE-SR402FL](#)

URL: <https://www.pasternack.com/formable-0.141-semirigid-replacement-50-ohm-coax-cable-tinned-braid-pe-sr402fl-p.aspx>

The information contained in this document is accurate to the best of our knowledge and representative of the part described herein. It may be necessary to make modifications to the part and/or the documentation of the part, in order to implement improvements. Pasternack reserves the right to make such changes as required. Unless otherwise stated, all specifications are nominal. Pasternack does not make any representation or warranty regarding the suitability of the part described herein for any particular purpose, and Pasternack does not assume any liability arising out of the use of any part or documentation.

PE-SR402FL CAD Drawing

Formable 141 Semi-rigid Coax Cable with Tinned Copper Braid Outer Conductor



NOTES:
1. UNLESS OTHERWISE SPECIFIED ALL DIMENSIONS ARE NOMINAL.
2. ALL SPECIFICATIONS ARE SUBJECT TO CHANGE WITHOUT NOTICE AT ANY TIME.
3. DIMENSIONS ARE IN INCHES [mm].

DWG TITLE
PESR402FL

FSCM NO. 53919

CAD FILE 111716

SCALE N/A

SIZE A

41742

PE PASTERNAK®
THE ENGINEER'S RF SOURCE

Pasternack Enterprises, Inc.
P.O. Box 16759 | Irvine | CA | 92623
Phone: (949) 261-1920 | Fax: (949) 261-7451
Website: www.pasternack.com | E-Mail: sales@pasternack.com