

QMA Male Low PIM Connector Solder Attachment for PE-SR402FL, PE-SR402FLJ, RG402, PE-SR402AL



PE45834

Configuration

- QMA Male Connector
- 50 Ohms
- Straight Body Geometry
- Connector Interface Types: PE-SR402FL, PE-SR402FLJ, RG402, PE-SR402AL
- Low PIM Design

Features

- Max. Operating Frequency 6 GHz
- Gold Plated Brass Contact

Applications

- General Purpose Test
- Wireless Communications
- Custom Cable Assemblies
- Low PIM Applications

Description

Pasternack's PE45834 , QMA, Low PIM, Connector is part of our full line of RF components available for same-day shipping. Our QMA male connector operates up to a maximum frequency of 6 GHz.

Our QMA male connector PE45834 datasheet specifications and drawing with dimensions are shown below in this PDF. Pasternack's broad catalog of RF, microwave and millimeter wave connectors allows designers to configure and customize their signal connections however they like. Whether the need is to provide an I/O for a board design, or simply create a custom cable assembly configuration, Pasternack has the right connector for the job. Pasternack can also expertly build your custom cable assemblies for you and ship same-day.

Electrical Specifications

Description	Minimum	Typical	Maximum	Units
Frequency Range	DC		6	GHz
Dielectric Withstanding Voltage (AC)			750	Vrms
Impedance		50		Ohms

Performance by Frequency

Description	F1	F2	F3	F4	F5	Units
Frequency Range	DC to 3	3 to 6				GHz
VSWR, Max	1.2:1	1.3:1				

Mechanical Specifications

Size

Length	0.73 in [18.54 mm]
Width	0.42 in [10.67 mm]
Height	0.42 in [10.67 mm]
Weight	0.011 lbs [4.99 g]

QMA Male Low PIM Connector Solder Attachment for PE-SR402FL, PE-SR402FLJ, RG402, PE-SR402AL



PE45834

Material Specifications

Description	Material	Plating
Contact	Brass	Gold
Insulation	PTFE	
Body	Brass	Tri-Metal
Coupling Nut	Brass	Tri-Metal

Environmental Specifications

Temperature

Operating Range -40 to +155 deg C

Compliance Certifications (see [product page](#) for current document)

Plotted and Other Data

Notes:

QMA Male Low PIM Connector Solder Attachment for PE-SR402FL, PE-SR402FLJ, RG402, PE-SR402AL from Pasternack Enterprises has same day shipment for domestic and International orders. Our RF, microwave and millimeter wave products maintain a 99.4% availability and are part of the broadest selection in the industry.

Click the following link (or enter part number in "SEARCH" on website) to obtain additional part information including price, inventory and certifications: [QMA Male Low PIM Connector Solder Attachment for PE-SR402FL, PE-SR402FLJ, RG402, PE-SR402AL PE45834](#)

URL: <https://www.pasternack.com/qma-male-pe-sr402fl-pe-sr402flj-rg402-pe-sr402al-connector-pe45834.html>

The information contained within this document is accurate to the best of our knowledge and representative of the part described herein. It may be necessary to make modifications to the part and/or the documentation of the part in order to implement improvements. Pasternack Enterprises reserves the right to make such changes as required. Unless otherwise stated, all specifications are nominal. Pasternack Enterprises does not make any representation or warranty regarding the suitability of the part described herein for any particular purpose, and Pasternack Enterprises does not assume liability arising out of the use of any part or document.

QMA Male Low PIM Connector Solder Attachment for PE-SR402FL, PE-SR402FLJ, RG402, PE-SR402AL





SMA Male Connector Solder Attachment for PE-SR402AL,
PE-SR402FL, PE-SR402FLJ, PE-SR402TN, RG402

RF Connectors Technical Data Sheet

PE44691

Configuration

- SMA Male Connector
- 50 Ohms
- Straight Body Geometry
- PE-SR402AL, PE-SR402FL, PE-SR402FLJ, PE-SR402TN, RG402 Interface Type
- Solder Attachment
- 5/16 inch Hex

Features

- Max. Operating Frequency 18 GHz

Applications

- General Purpose Test
- Custom Cable Assemblies

Description

Pasternack's PE44691 SMA male connector with solder attachment for PE-SR402AL, PE-SR402FL, PE-SR402FLJ, PE-SR402TN and RG402 is part of our full line of RF components available for same-day shipping. Our SMA male connector operates up to a maximum frequency of 18 GHz.

Our SMA male connector PE44691 datasheet specifications and drawing with dimensions are shown below in this PDF. Pasternack's broad catalog of RF, microwave and millimeter wave connectors allows designers to configure and customize their signal connections however they like. Whether the need is to provide an I/O for a board design, or simply create a custom cable assembly configuration, Pasternack has the right connector for the job. Pasternack can also expertly build your custom cable assemblies for you and ship same-day.

Electrical Specifications

Description	Minimum	Typical	Maximum	Units
Frequency Range	DC		18	GHz

Mechanical Specifications

Size	
Length	0.441 in [11.2 mm]
Width/Dia.	0.315 in [8.00 mm]
Weight	0.005 lbs [2.27 g]
Mating Torque	8 to 10 in-lbs [0.90 to 1.13 Nm]

Click the following link (or enter part number in "SEARCH" on website) to obtain additional part information including price, inventory and certifications: [SMA Male Connector Solder Attachment for PE-SR402AL, PE-SR402FL, PE-SR402FLJ, PE-SR402TN, RG402 PE44691](#)



SMA Male Connector Solder Attachment for PE-SR402AL,
PE-SR402FL, PE-SR402FLJ, PE-SR402TN, RG402

RF Connectors Technical Data Sheet

PE44691

Material Specifications

Description	Material	Plating
Body	Brass	Gold over Nickel
Coupling Nut	Passivated Stainless Steel	

Compliance Certifications (see [product page](#) for current document)

Plotted and Other Data

Notes:

SMA Male Connector Solder Attachment for PE-SR402AL, PE-SR402FL, PE-SR402FLJ, PE-SR402TN, RG402 from Pasternack Enterprises has same day shipment for domestic and International orders. Our RF, microwave and millimeter wave products maintain a 99.4% availability and are part of the broadest selection in the industry.

Click the following link (or enter part number in "SEARCH" on website) to obtain additional part information including price, inventory and certifications: [SMA Male Connector Solder Attachment for PE-SR402AL, PE-SR402FL, PE-SR402FLJ, PE-SR402TN, RG402 PE44691](#)

URL: <https://www.pasternack.com/sma-male-standard-pe-sr402al-pe-sr402fl-pe-sr402flj-connector-pe44691-p.aspx>

The information contained in this document is accurate to the best of our knowledge and representative of the part described herein. It may be necessary to make modifications to the part and/or the documentation of the part, in order to implement improvements. Pasternack reserves the right to make such changes as required. Unless otherwise stated, all specifications are nominal. Pasternack does not make any representation or warranty regarding the suitability of the part described herein for any particular purpose, and Pasternack does not assume any liability arising out of the use of any part or documentation.

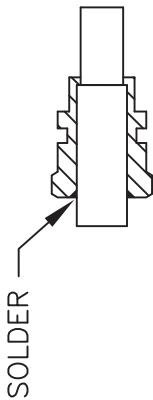
PE44691 CAD Drawing

SMA Male Connector Solder Attachment for PE-SR402AL, PE-SR402FL, PE-SR402FLJ, PE-SR402TN, RG402

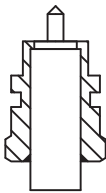
ASSEMBLY PROCEDURES



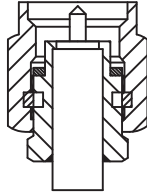
1. STRIP CABLE AS SHOWN.



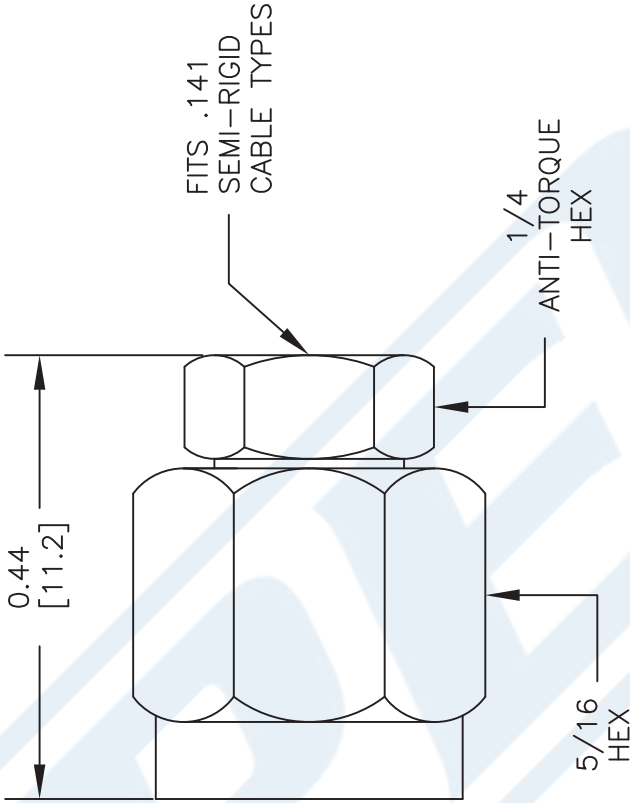
2. SOLDER CONNECTOR BODY.



3. TRIM DIELECTRIC, DO NOT NICK CENTER CONDUCTOR AND POINT THE CENTER CONTACT OF CABLE.



4. INSTALL THE COUPLING NUT.



DWG TITLE

PE44691

NOTES:

1. UNLESS OTHERWISE SPECIFIED ALL DIMENSIONS ARE NOMINAL.
2. ALL SPECIFICATIONS ARE SUBJECT TO CHANGE WITHOUT NOTICE AT ANY TIME.
3. DIMENSIONS ARE IN INCHES [mm].
4. FITS MIL-C-17 AND EQUIVALENT CABLES.

Pasternack Enterprises, Inc.
P.O. Box 16759 | Irvine | CA | 92623
Phone: (949) 261-1920 | Fax: (949) 261-7451
Website: www.pasternack.com | E-Mail: sales@pasternack.com

FSCM NO. 53919

CAD FILE 050412

SCALE N/A

SIZE A

2233

RG402 Coax Cable with Copper Outer Conductor



RG402/U

Configuration

- Semi-Rigid Cable
- M17/130-RG402
- 1 Shield(s)

Features

- Frequency range of 34 GHz
- Can be bent and formed into shape
- Low Loss
- Phase Stable

Applications

- Military & Defense
- Cable Assemblies
- Precise cable routing

Description

RG402/U part number from Pasternack is a RG402 coax cable that is semi-rigid. Pasternack RG402 semi-rigid coax cable is 50 Ohm and has a PTFE dielectric. RG402 coax has a shield count of 1 and the maximum frequency for this Pasternack cable is 34 GHz. RG402 coax cable has an attenuation at 1 GHz of 11.1 dB and a maximum power of 450 watts at 1 GHz.

Pasternack RG402 coax cables are part of over 40,000 RF, microwave and millimeter wave components. RG402 cables and our other RF parts are available for same day shipping worldwide. Custom RF cable assemblies using RG402 or other coax can be built and shipped same day as well.

Electrical Specifications

Description	Minimum	Typical	Maximum	Units
Frequency Range	DC		34	GHz
Impedance		50		Ohms
Velocity of Propagation		69.5		%
Dielectric Withstanding Voltage (AC)			5,000	Vrms
Corona Discharge at 60 Hz			1,900	Vrms
Power@ 1GHz			450	Watts

Performance by Frequency Band

Description	F1	F2	F3	F4	F5	Units
Frequency	0.5	1	10	18	26.5	GHz
Attenuation, Typ	7.6	11.1	43.4	63.6	82.8	dB/100ft
	24.93	36.42	142.39	208.66	271.65	dB/100m
Input Power (CW), Max	600	450	120	73	70	Watts

Mechanical Specifications

Weight	0.032 lbs/ft [0.05 kg/m]
Min. Bend Radius (Repeated)	0.25 in [6.35 mm]

RG402 Coax Cable with Copper Outer Conductor



RG402/U

Construction Specifications

Description	Material and Plating	Diameter
Inner Conductor	Copper Clad Steel, Silver, 1 Strand	0.036 in [0.91 mm]
Conductor Type	Solid	
Dielectric	PTFE	0.118 in [3 mm]
Outer Conductor	Copper	0.141 in [3.5 mm]
Jacket	Tan	

Environmental Specifications

Temperature

Operating Range -55 to 125 deg C

Compliance Certifications (see [product page](#) for current document)

Plotted and Other Data

Notes:

RG402 Coax Cable with Copper Outer Conductor from Pasternack Enterprises has same day shipment for domestic and International orders. Our RF, microwave and millimeter wave products maintain a 99.4% availability and are part of the broadest selection in the industry.

Click the following link (or enter part number in "SEARCH" on website) to obtain additional part information including price, inventory and certifications: [RG402 Coax Cable with Copper Outer Conductor RG402/U](#)

URL: <https://www.pasternack.com/semirigid-0.141-rg402-50-ohm-coax-cable-copper-rg402-u-p.aspx>

The information contained within this document is accurate to the best of our knowledge and representative of the part described herein. It may be necessary to make modifications to the part and/or the documentation of the part in order to implement improvements. Pasternack Enterprises reserves the right to make such changes as required. Unless otherwise stated, all specifications are nominal. Pasternack Enterprises does not make any representation or warranty regarding the suitability of the part described herein for any particular purpose, and Pasternack Enterprises does not assume liability arising out of the use of any part or document.

RG402 Coax Cable with Copper Outer Conductor



 PASTERNAK® THE ENGINEER'S RF SOURCE Pasternack Enterprises, Inc. P.O. Box 16759 Irvine CA 92623 Phone: (949) 261-1920 Fax: (949) 261-7451 Website: www.pasternack.com E-Mail: sales@pasternack.com			
DWG TITLE RG402/U		NOTES: 1. UNLESS OTHERWISE SPECIFIED ALL DIMENSIONS ARE NOMINAL. 2. ALL SPECIFICATIONS ARE SUBJECT TO CHANGE WITHOUT NOTICE AT ANY TIME. 3. DIMENSIONS ARE IN INCHES (mm).	
FSCM NO. 53919		CAD FILE 111816	SCALE N/A SIZE A 41742