



## N Male Connector Crimp/Solder Attachment For RG58

### RF Connectors Technical Data Sheet

**PE4329**

#### Configuration

- N Male Connector
- 50 Ohms
- Straight Body Geometry
- RG58 Interface Type
- Crimp/Solder Attachment

#### Electrical Specifications

Description	Minimum	Typical	Maximum	Units
Frequency Range	DC		12.4	GHz
Dielectric Withstanding Voltage (AC)			700	

#### Mechanical Specifications

Weight 0.068 lbs [30.84 g]

#### Material Specifications

Description	Material	Plating
Contact	Brass	Silver
Insulation	Teflon	
Body	Brass	Nickel

#### Environmental Specifications

##### Temperature

Operating Range -65 to 165 deg C

#### Compliance Certifications (visit [www.Pasternack.com](http://www.Pasternack.com) for current document)

RoHS Compliant

Click the following link (or enter part number in "SEARCH" on website) to obtain additional part information including price, inventory and certifications: [N Male Connector Crimp/Solder Attachment For RG58 PE4329](#)



## N Male Connector Crimp/Solder Attachment For RG58

### RF Connectors Technical Data Sheet

**PE4329**

#### Plotted and Other Data

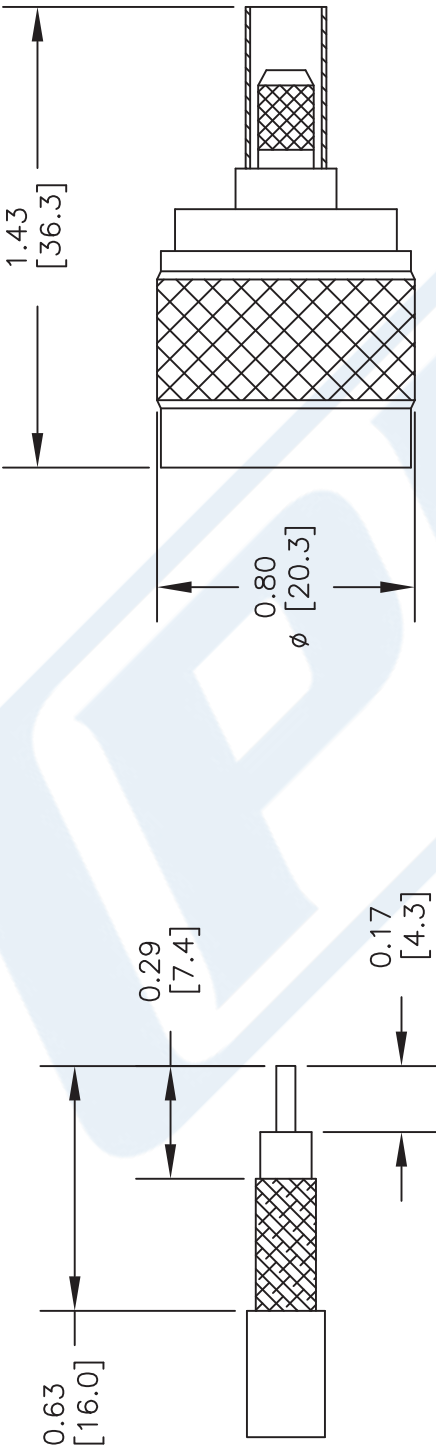
Notes:

N Male Connector Crimp/Solder Attachment For RG58 from Pasternack Enterprises has same day shipment for domestic and International orders. Our RF, microwave and millimeter wave products maintain a 99% availability and are part of the broadest selection in the industry.

Click the following link (or enter part number in "SEARCH" on website) to obtain additional part information including price, inventory and certifications: [N Male Connector Crimp/Solder Attachment For RG58 PE4329](#)

URL: <http://www.pasternack.com/n-male-standard-rg58-connector-pe4329-p.aspx>

The information contained in this document is accurate to the best of our knowledge and representative of the part described herein. It may be necessary to make modifications to the part and/or the documentation of the part, in order to implement improvements. Pasternack reserves the right to make such changes as required. Unless otherwise stated, all specifications are nominal. Pasternack does not make any representation or warranty regarding the suitability of the part described herein for any particular purpose, and Pasternack does not assume any liability arising out of the use of any part or documentation.



STRIPPING DIMENSIONS

CRIMP SIZE REQUIRED

CONTACT: .068" HEX CRIMP TOOL  
FERRULE: .213" HEX CRIMP TOOL

NOTES:  
1. UNLESS OTHERWISE SPECIFIED ALL DIMENSIONS ARE NOMINAL.  
2. ALL SPECIFICATIONS ARE SUBJECT TO CHANGE WITHOUT NOTICE AT ANY TIME.  
3. DIMENSIONS ARE IN INCHES [mm].  
4. FITS MIL-C-17 AND EQUIVALENT CABLES.

DWG TITLE		FSCM NO. 53919		CAD FILE 010416		SCALE N/A		SIZE A		2233	
PE4329											

**PASTERNAK®**  
THE ENGINEER'S RF SOURCE

Pasternack Enterprises, Inc.  
P.O. Box 16759 | Irvine | CA | 92623  
Phone: (949) 261-1920 | Fax: (949) 261-7451  
Website: [www.pasternack.com](http://www.pasternack.com) | E-Mail: [sales@pasternack.com](mailto:sales@pasternack.com)



SMA Female Connector Clamp/Solder Attachment  
for RG55, RG58, RG141, RG142, RG223, RG303,  
RG400, PE-C195, PE-P195, LMR-195

## RF Connectors Technical Data Sheet

PE4031

### Configuration

- SMA Female Connector
- MIL-STD-348
- 50 Ohms
- Straight Body Geometry
- RG55, RG58, RG141, RG142, RG223, RG303, RG400, PE-C195, PE-P195, LMR-195 Interface Type
- Clamp/Solder Attachment

### Features

- Gold Plated Contact
- Contact plating according to MIL-G-45204

### Applications

- General Purpose Test
- Custom Cable Assemblies

### Description

Pasternack's PE4031 SMA female connector with clamp/solder attachment for RG55, RG58, RG141, RG142, RG223, RG303, RG400, PE-C195, PE-P195 and LMR-195 is part of our full line of RF components available for same-day shipping.

Our SMA female connector PE4031 datasheet specifications and drawing with dimensions are shown below in this PDF. Pasternack's broad catalog of RF, microwave and millimeter wave connectors allows designers to configure and customize their signal connections however they like. Whether the need is to provide an I/O for a board design, or simply create a custom cable assembly configuration, Pasternack has the right connector for the job. Pasternack can also expertly build your custom cable assemblies for you and ship same-day.

### Mechanical Specifications

<b>Size</b>	
Length	0.705 in [17.91 mm]
Width/Dia.	0.312 in [7.92 mm]
Weight	0.009 lbs [4.08 g]

### Material Specifications

Description	Material	Plating
Contact		Gold MIL-G-45204
Insulation	PTFE	
Body	Brass	Nickel QQ-N-290

Click the following link (or enter part number in "SEARCH" on website) to obtain additional part information including price, inventory and certifications: [SMA Female Connector Clamp/Solder Attachment for RG55, RG58, RG141, RG142, RG223, RG303, RG400, PE-C195, PE-P195, LMR-195 PE4031](#)



SMA Female Connector Clamp/Solder Attachment  
for RG55, RG58, RG141, RG142, RG223, RG303,  
RG400, PE-C195, PE-P195, LMR-195

RF Connectors  
Technical Data Sheet

PE4031

**Environmental Specifications**

**Compliance Certifications** (see [product page](#) for current document)

**Plotted and Other Data**

Notes:

Click the following link (or enter part number in "SEARCH" on website) to obtain additional part information including price, inventory and certifications: [SMA Female Connector Clamp/Solder Attachment for RG55, RG58, RG141, RG142, RG223, RG303, RG400, PE-C195, PE-P195, LMR-195 PE4031](#)

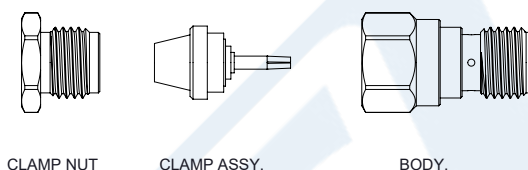
SMA Female Connector Clamp/Solder Attachment  
for RG55, RG58, RG141, RG142, RG223, RG303,  
RG400, PE-C195, PE-P195, LMR-195



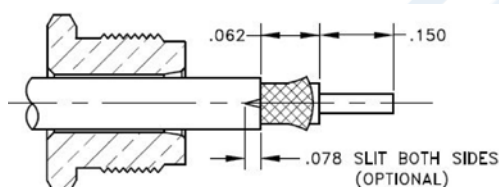
RF Connectors  
Technical Data Sheet

PE4031

Assembly Instruction

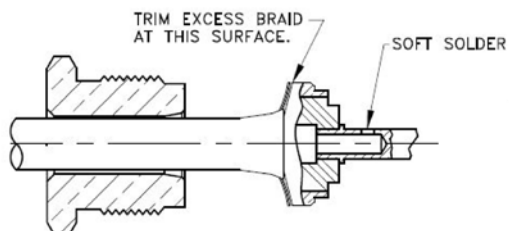


CABLE ASSEMBLY INSTRUCTIONS.

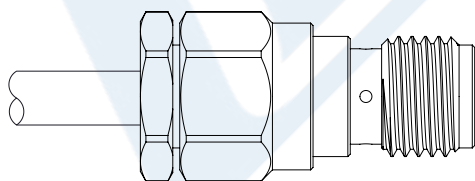


1. SLIDE NUT ONTO CABLE AS SHOWN. CUT CABLE SQUARE. TRIM CABLE TO DIMENSIONS SHOWN BEING CAREFUL NOT TO NICK THE BRAID OR CENTER CONDUCTOR. ROTATE DIELECTRIC TO FLARE BRAID.

NOTE: TWO SLITS IN THE JACKET 180° APART AS SHOWN MAY BE NEEDED TO PRESS JACKET TO SHOULDER.



2. SLIDE CLAMP ASSY OVER DIELECTRIC AND UNDER BRAID UNTIL THE DIELECTRIC BOTTOMS OUT IN CLAMP AND THE CENTER CONDUCTOR IS VISIBLE INSIDE HOLE OF CONTACT. SOLDER THE CONTACT ONTO THE CENTER CONDUCTOR. DO NOT OVERHEAT!.



3. INSERT THE ASSEMBLY INTO THE REAR BODY. HOLD THE NUT STATIONARY AND TIGHTEN THE BODY TO 15 IN LBS.

Click the following link (or enter part number in "SEARCH" on website) to obtain additional part information including price, inventory and certifications: [SMA Female Connector Clamp/Solder Attachment for RG55, RG58, RG141, RG142, RG223, RG303, RG400, PE-C195, PE-P195, LMR-195 PE4031](#)



SMA Female Connector Clamp/Solder Attachment  
for RG55, RG58, RG141, RG142, RG223, RG303,  
RG400, PE-C195, PE-P195, LMR-195

RF Connectors  
Technical Data Sheet

PE4031

SMA Female Connector Clamp/Solder Attachment for RG55, RG58, RG141, RG142, RG223, RG303, RG400, PE-C195, PE-P195, LMR-195 from Pasternack Enterprises has same day shipment for domestic and International orders. Our RF, microwave and millimeter wave products maintain a 99.4% availability and are part of the broadest selection in the industry.

Click the following link (or enter part number in "SEARCH" on website) to obtain additional part information including price, inventory and certifications: [SMA Female Connector Clamp/Solder Attachment for RG55, RG58, RG141, RG142, RG223, RG303, RG400, PE-C195, PE-P195, LMR-195 PE4031](https://www.pasternack.com/sma-female-standard-rg58-rg55-rg142-rg223-rg400-connector-pe4031-p.aspx)

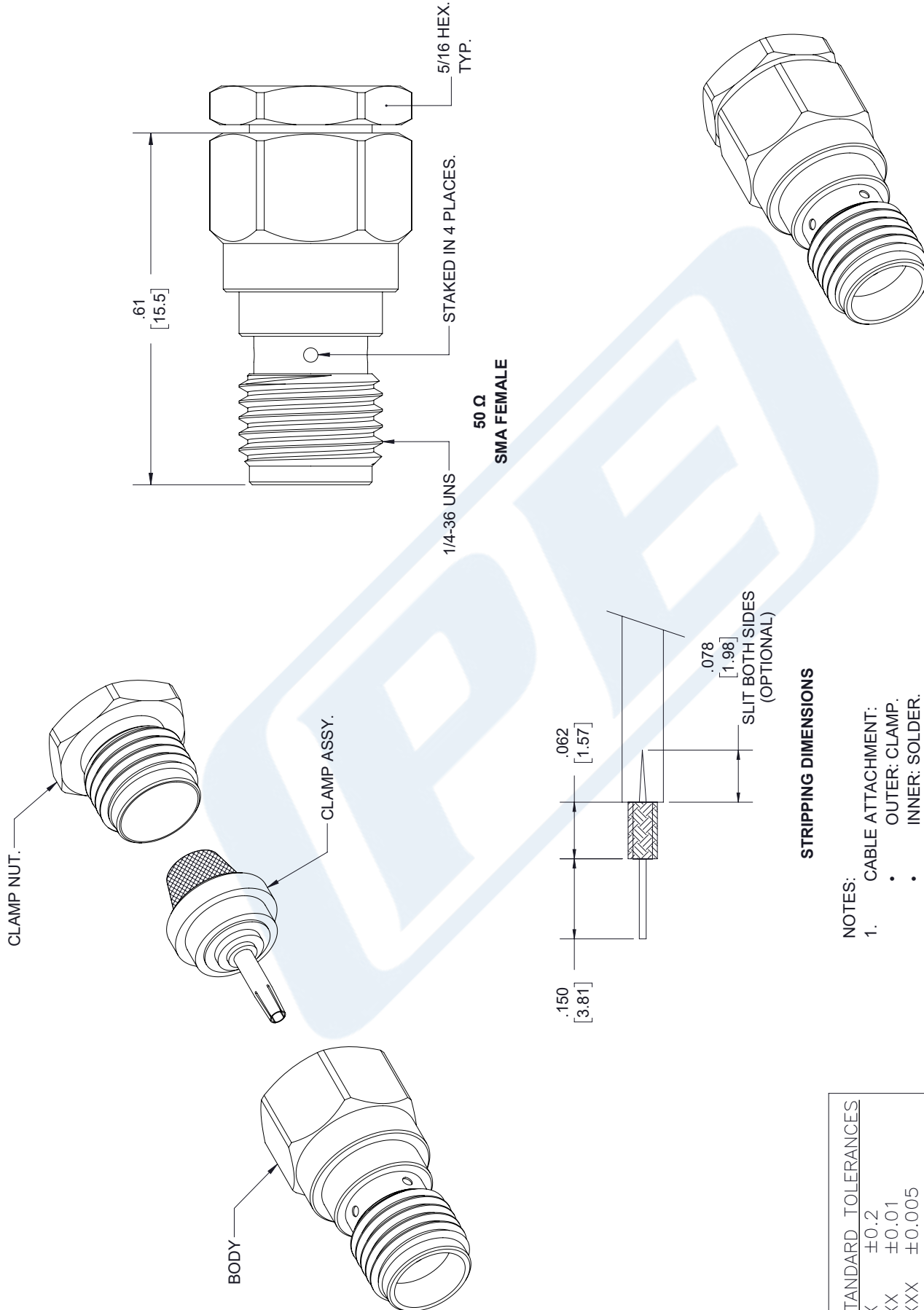
URL: <https://www.pasternack.com/sma-female-standard-rg58-rg55-rg142-rg223-rg400-connector-pe4031-p.aspx>

The information contained in this document is accurate to the best of our knowledge and representative of the part described herein. It may be necessary to make modifications to the part and/or the documentation of the part, in order to implement improvements. Pasternack reserves the right to make such changes as required. Unless otherwise stated, all specifications are nominal. Pasternack does not make any representation or warranty regarding the suitability of the part described herein for any particular purpose, and Pasternack does not assume any liability arising out of the use of any part or documentation.



# PE4031 CAD Drawing

SMA Female Connector Clamp/Solder Attachment for RG55, RG58, RG141, RG142, RG223, RG303, RG400, PE-C195, PE-P195, LMR-195



NOTES:

- UNLESS OTHERWISE SPECIFIED ALL DIMENSIONS ARE NOMINAL.
- ALL SPECIFICATIONS ARE SUBJECT TO CHANGE WITHOUT NOTICE AT ANY TIME.
- DIMENSIONS ARE IN INCHES [mm].

DWG TITLE  
PE4031

CAGE CODE 53919

CAD FILE 12/13/18

SCALE N/A

SIZE A

7361

**PE PASTERNAK®**  
THE ENGINEER'S RF SOURCE  
Pasternack Enterprises, Inc.  
P.O. Box 16759 | Irvine | CA | 92623  
Phone: (949) 261-1920 | Fax: (949) 261-7451  
Website: [www.pasternack.com](http://www.pasternack.com) | E-Mail: [sales@pasternack.com](mailto:sales@pasternack.com)



Flexible RG58 Coax Cable Single Shielded  
with Black PVC (NC) Jacket

RF Cables Technical Data Sheet

RG58C/U

**Configuration**

- Flexible Cable
- 1 Shield(s)

**Electrical Specifications**

Description	Minimum	Typical	Maximum	Units
Frequency Range	DC		5	GHz
Impedance		50		Ohms
Velocity of Propagation		65.9		%
Operating Voltage (AC)			1,900	Vrms
Nominal Capacitance		30.8 [101.05]		pF/ft [pF/m]

**Performance by Frequency Band**

Description	F1	F2	F3	F4	F5	Units
Frequency	0.01	0.1	1	5		GHz
Attenuation, Typ	1.4	4.9	20	60		dB/100ft
	4.59	16.08	65.62	196.85		dB/100m
Input Power (CW), Max			44			Watts

**Mechanical Specifications**

Diameter	0.195 in [4.95 mm]
Weight	0.025 lbs/ft [0.04 Kg/m]
Min. Bend Radius (Installation)	0.98 in [24.89 mm]
Min. Bend Radius (Repeated)	1.96 in [49.78 mm]

**Construction Specifications**

Description	Material and Plating	Diameter
Inner Conductor	Copper, Tin, 19 Strands	0.036 in [0.91 mm]
Conductor Type	Stranded	
Dielectric	PE	0.116 in [2.95 mm]

Click the following link (or enter part number in "SEARCH" on website) to obtain additional part information including price, inventory and certifications: [Flexible RG58 Coax Cable Single Shielded with Black PVC \(NC\) Jacket RG58C/U](#)

## Flexible RG58 Coax Cable Single Shielded with Black PVC (NC) Jacket

### RF Cables Technical Data Sheet

**RG58C/U**

First Shield	Tinned Copper Braid	0.138 in [3.51 mm]
Jacket	PVC (NC), Black	0.195 in [4.95 mm]

#### Environmental Specifications

##### Temperature

Operating Range

-40 to +80 deg C

#### Compliance Certifications (see [product page](#) for current document)

#### Plotted and Other Data

Notes:

Flexible RG58 Coax Cable Single Shielded with Black PVC (NC) Jacket from Pasternack Enterprises has same day shipment for domestic and International orders. Our RF, microwave and millimeter wave products maintain a 99.4% availability and are part of the broadest selection in the industry.

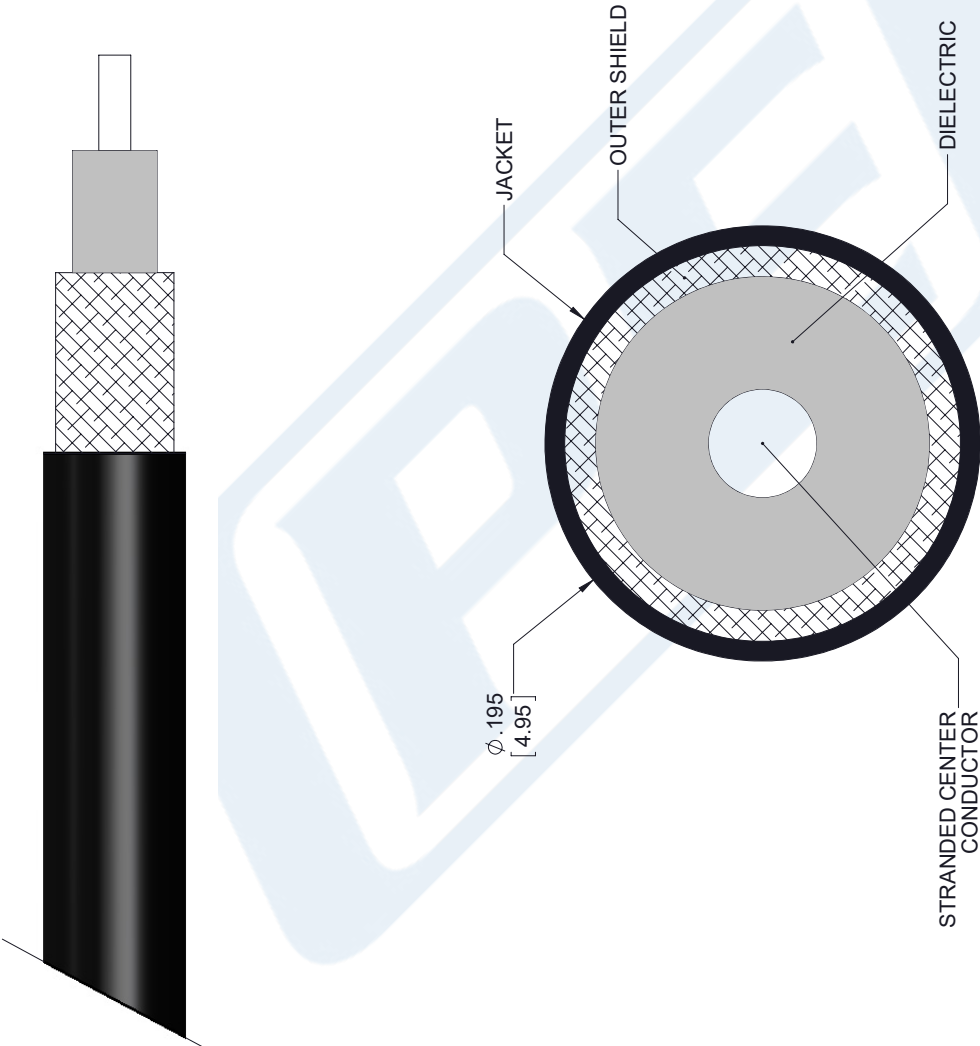
Click the following link (or enter part number in "SEARCH" on website) to obtain additional part information including price, inventory and certifications: [Flexible RG58 Coax Cable Single Shielded with Black PVC \(NC\) Jacket RG58C/U](#)

URL: <https://www.pasternack.com/flexible-0.195-rg58-50-ohm-coax-cable-pvc-jacket-rg58c-u-p.aspx>

The information contained in this document is accurate to the best of our knowledge and representative of the part described herein. It may be necessary to make modifications to the part and/or the documentation of the part, in order to implement improvements. Pasternack reserves the right to make such changes as required. Unless otherwise stated, all specifications are nominal. Pasternack does not make any representation or warranty regarding the suitability of the part described herein for any particular purpose, and Pasternack does not assume any liability arising out of the use of any part or documentation.

RG58C/U CAD Drawing

Flexible RG58 Coax Cable Single Shielded with Black PVC (NC) Jacket



SECTION VIEW

STANDARD	TOLERANCES
.X	±0.2
.XX	±0.01
.XXX	±0.005

\*STANDARD TOLERANCES APPLY ONLY TO DIMENSIONS IN INCHES



Pasternack Enterprises, Inc.  
P.O. Box 16759 | Irvine | CA | 92623  
Phone: (949) 261-1920 | Fax: (949) 261-7451  
Website: [www.pasternack.com](http://www.pasternack.com) | E-Mail: [sales@pasternack.com](mailto:sales@pasternack.com)

DWG TITLE

RG58C/U

NOTES:  
1. UNLESS OTHERWISE SPECIFIED ALL DIMENSIONS ARE NOMINAL.  
2. ALL SPECIFICATIONS ARE SUBJECT TO CHANGE WITHOUT NOTICE AT ANY TIME  
3. DIMENSIONS ARE IN INCHES [mm].

CAGE CODE 53919

CAD FILE 091817

SCALE N/A

SIZE A

7361