



SMA Male Connector Crimp/Non-Solder Contact Attachment for LMR-240, PE-C240

RF Connectors Technical Data Sheet



EZ-240-SM-X

Times Microwave Systems Connector Specification

Configuration

- SMA Male Connector
- MIL-STD-348
- 50 Ohms
- Straight Body Geometry
- Connector Interface Types: LMR-240, PE-C240
- 5/16 Inch Hex

Features

- Max. Operating Frequency 6 GHz
- Good VSWR of 1.3:1
- Gold Plated Beryllium Copper Contact
- Contact plating according to ASTM B488

Applications

- General Purpose Test
- Custom Cable Assemblies

Description

Pasternack's EZ-240-SM-X SMA male connector with crimp/non-solder contact attachment for LMR-240 and PE-C240 is part of our full line of RF components available for same-day shipping. Our SMA male connector operates up to a maximum frequency of 6 GHz and offers good VSWR of 1.3:1.

Our SMA male connector EZ-240-SM-X datasheet specifications and drawing with dimensions are shown below in this PDF. Pasternack's broad catalog of RF, microwave and millimeter wave connectors allows designers to configure and customize their signal connections however they like. Whether the need is to provide an I/O for a board design, or simply create a custom cable assembly configuration, Pasternack has the right connector for the job. Pasternack can also expertly build your custom cable assemblies for you and ship same-day.

Electrical Specifications

Description	Minimum	Typical	Maximum	Units
Frequency Range	DC		6	GHz
VSWR			1.3:1	
Insertion Loss			0.25	dB
Operating Voltage (AC)			1,000	Vrms
Insulation Resistance	10,000			MOhms

Mechanical Specifications

Size

Length	1.17 in [29.72 mm]
Width/Dia.	0.375 in [9.53 mm]
Weight	0.02 lbs [9.07 g]

Click the following link (or enter part number in "SEARCH" on website) to obtain additional part information including price, inventory and certifications: [SMA Male Connector Crimp/Non-Solder Contact Attachment for LMR-240, PE-C240 EZ-240-SM-X](#)



SMA Male Connector Crimp/Non-Solder Contact
Attachment for LMR-240, PE-C240

RF Connectors
Technical Data Sheet



EZ-240-SM-X

Material Specifications

Description	Material	Plating
Contact	Beryllium Copper	Gold ASTM B488
Insulation	PTFE	
Outer Conductor	Brass	Tri-Metal
Body	Brass	Tri-Metal
Coupling Nut	Brass	Tri-Metal

Environmental Specifications

Temperature

Operating Range

-40 to +125 deg C

Shock

MIL-STD-202G, Meth. 213, Cond I

Vibration

MIL-STD-202G, Meth. 204, Cond B

Thermal Shock

MIL-STD-202G, Meth. 107, Cond B

Compliance Certifications (see [product page](#) for current document)

Plotted and Other Data

Notes:

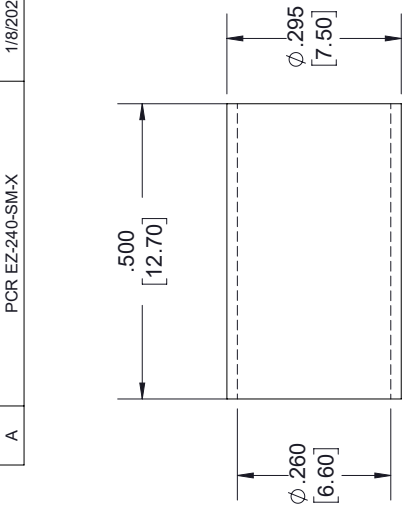
SMA Male Connector Crimp/Non-Solder Contact Attachment for LMR-240, PE-C240 from Pasternack Enterprises has same day shipment for domestic and International orders. Our RF, microwave and millimeter wave products maintain a 99.4% availability and are part of the broadest selection in the industry.

Click the following link (or enter part number in "SEARCH" on website) to obtain additional part information including price, inventory and certifications: [SMA Male Connector Crimp/Non-Solder Contact Attachment for LMR-240, PE-C240 EZ-240-SM-X](#)

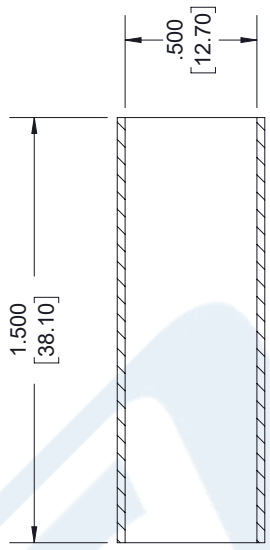
URL: <https://www.pasternack.com/sma-male-standard-lmr-240-pe-c240-connector-ez-240-sm-x-p.aspx>

The information contained in this document is accurate to the best of our knowledge and representative of the part described herein. It may be necessary to make modifications to the part and/or the documentation of the part, in order to implement improvements. Pasternack reserves the right to make such changes as required. Unless otherwise stated, all specifications are nominal. Pasternack does not make any representation or warranty regarding the suitability of the part described herein for any particular purpose, and Pasternack does not assume any liability arising out of the use of any part or documentation.

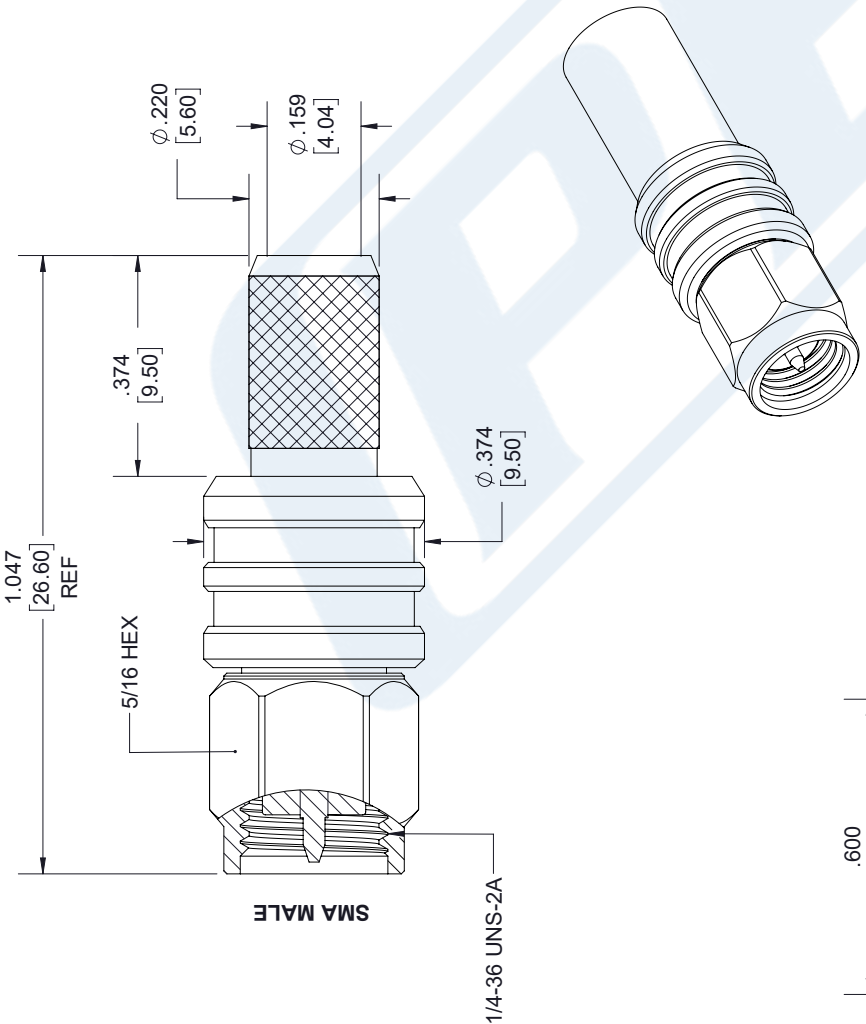
REVISIONS		
REV.	DESCRIPTION	DATE
A	PCR EZ-240-SM-X	1/8/2020
		APPROVED SELLIS



FERRULE



SHRINK TUBE



STRIPPING DIMENSIONS

- NOTES:
- CABLE ATTACHMENT:
 - OUTER: CRIMP.
 - INNER: NON-SOLDER.
 - CRIMP SIZE REQUIRED:
 - FERRULE: .255 [6.48] HEX. CRIMP TOOL
 - CONTACT: NON-SOLDER.


UNLESS OTHERWISE SPECIFIED LEADING DIMENSIONS ARE INCHES DIMENSIONS IN [] ARE MILLIMETERS

TOLERANCES:

.X = ±.2	[5.08]	FRACTIONS	± 1/32
.XX = ±.02	[.51]	ANGLES ± 1°	
.XXX = ±.005	[.13]	CABLE LENGTH (L) TOLERANCES:	
		L ≤ 12 [305]	= +1 [25] / -0
		12 [305] < L ≤ 60 [1524]	= +2 [51] / -0
		60 [1524] < L ≤ 120 [3048]	= +4 [102] / -0
		120 [3048] < L ≤ 300 [7620]	= +6 [152] / -0
		300 [7620] < L = +5%L / -0	

ALL DIMENSIONS SHOWN ARE FOR REFERENCE ONLY.

THIRD-ANGLE PROJECTION



THE INFORMATION AND DESIGN IN THIS DOCUMENT IS THE PROPERTY OF PASTERNAK CORPORATION ALL RIGHTS RESERVED.

PE PASTERNAK
an INFINIT® brand

Pasternack Enterprises, Inc.
P. O. Box 16759, Irvine, CA 92623.
Phone: 1.949.261.1920 | 1.866.727.8376
Fax: 1.949.261.7451
Website: www.pasternack.com
E-mail: sales@pasternack.com

SHEET 1 OF 1
SCALE N/A

REV A

ITEM NO. EZ-240-SM-X

SIZE A
CAGE CODE 53919
DRAWN BY K.DANG

THESE COMMODITIES, TECHNOLOGY OR SOFTWARE WERE EXPORTED FROM THE UNITED STATES IN ACCORDANCE WITH THE EXPORT ADMINISTRATION REGULATIONS. DIVERSION CONTRARY TO U.S. LAW PROHIBITED.



SMA Male Right Angle Connector Crimp/Solder Attachment for LMR-240, PE-C240

RF Connectors Technical Data Sheet



TC-240-SM-RA-SS-D

Times Microwave Systems Connector Specification

Configuration

- SMA Male Connector
- 50 Ohms
- Right Angle Body Geometry
- Connector Interface Types: LMR-240, PE-C240

Features

- Max. Operating Frequency 6 GHz
- Good VSWR of 1.3:1
- Gold Plated Brass Contact
- 50 µin contact plating

Applications

- General Purpose Test
- Custom Cable Assemblies

Description

Pasternack's TC-240-SM-RA-SS-D Right Angle, SMA, Standard, Connector is part of our full line of RF components available for same-day shipping. Our SMA male connector operates up to a maximum frequency of 6 GHz and offers good VSWR of 1.3:1. Its right angle body geometry allows for easier connections in tight spaces.

Our SMA male right angle connector TC-240-SM-RA-SS-D datasheet specifications and drawing with dimensions are shown below in this PDF. Pasternack's broad catalog of RF, microwave and millimeter wave connectors allows designers to configure and customize their signal connections however they like. Whether the need is to provide an I/O for a board design, or simply create a custom cable assembly configuration, Pasternack has the right connector for the job. Pasternack can also expertly build your custom cable assemblies for you and ship same-day.

Electrical Specifications

Description	Minimum	Typical	Maximum	Units
Frequency Range	DC		6	GHz
VSWR			1.3:1	
Insertion Loss			0.25	dB
Operating Voltage (AC)			500	Vrms
Impedance		50		Ohms
Dielectric Withstanding Voltage (AC)			1,000	Vrms
Insulation Resistance	5,000			MOhms

Mechanical Specifications

Size	
Length	0.56 in [14.10 mm]
Width	0.31 in [7.92 mm]
Height	0.05 in [1.37 mm]
Weight	0.02 lbs [8.16 g]
Mating Cycles	500 Cycles

Click the following link (or enter part number in "SEARCH" on website) to obtain additional part information including price, inventory and certifications: [SMA Male Right Angle Connector Crimp/Solder Attachment for LMR-240, PE-C240 TC-240-SM-RA-SS-D](#)



SMA Male Right Angle Connector Crimp/Solder Attachment for LMR-240, PE-C240

RF Connectors Technical Data Sheet



TC-240-SM-RA-SS-D

Mating Torque	7 to 10 in-lbs [0.79 to 1.13 Nm]
Cable Retention Force	60 lbs [27.22 kg]

Material Specifications

Description	Material	Plating
Contact	Brass	Gold 50 µin
Insulation	PTFE	
Body	Passivated Stainless Steel	
Coupling Nut	Passivated Stainless Steel	

Environmental Specifications

Temperature

Operating Range	-40 to +125 deg C
Shock	MIL-STD 202G, Meth. 213, Cond. I
Vibration	MIL-STD 202G, Meth. 204, Cond. D
Thermal Shock	MIL-STD 202G, Meth. 107, Cond. B

Compliance Certifications (see [product page](#) for current document)

Plotted and Other Data

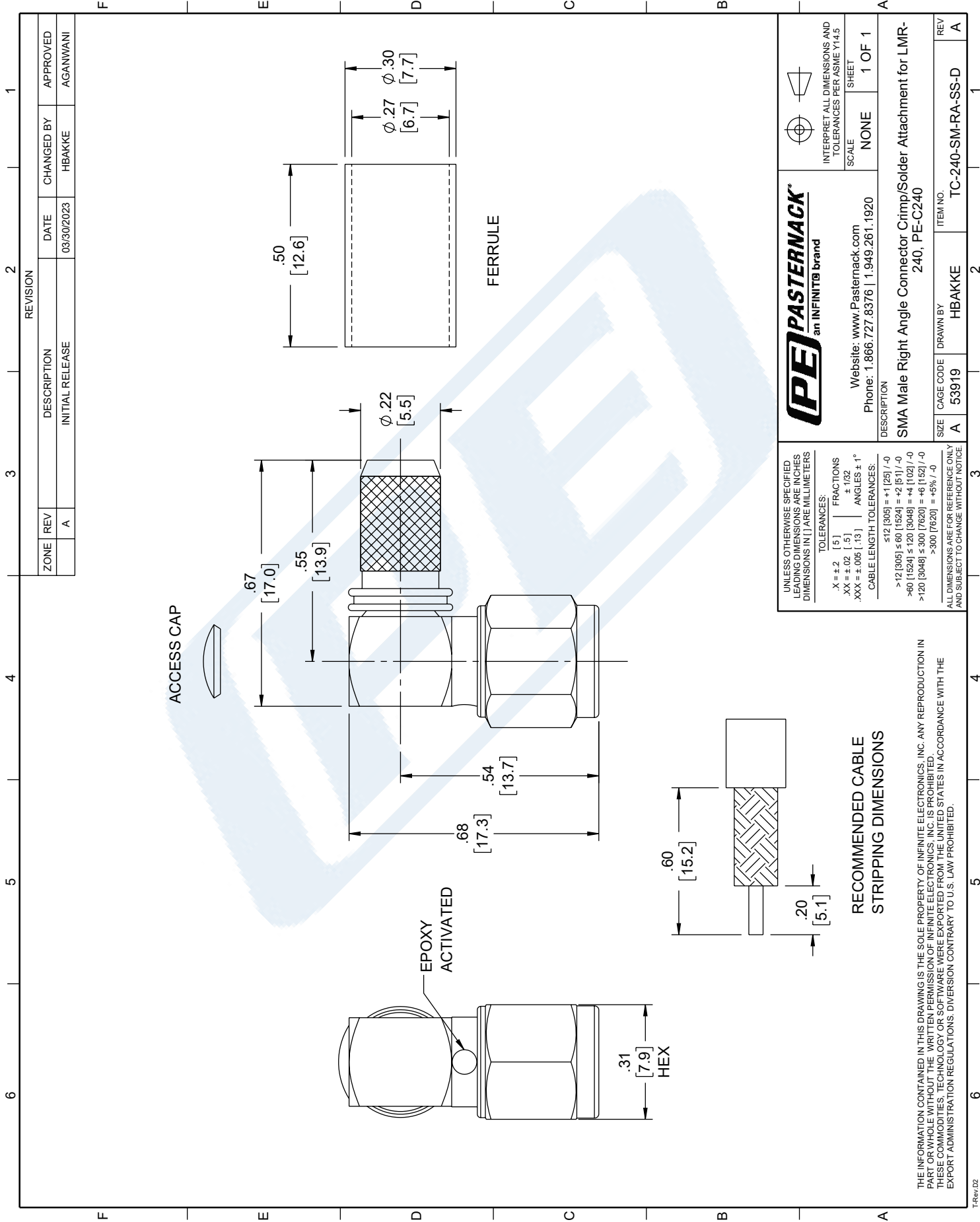
Notes:

SMA Male Right Angle Connector Crimp/Solder Attachment for LMR-240, PE-C240 from Pasternack Enterprises has same day shipment for domestic and International orders. Our RF, microwave and millimeter wave products maintain a 99.4% availability and are part of the broadest selection in the industry.


Click the following link (or enter part number in "SEARCH" on website) to obtain additional part information including price, inventory and certifications: [SMA Male Right Angle Connector Crimp/Solder Attachment for LMR-240, PE-C240 TC-240-SM-RA-SS-D](#)

URL: <https://www.pasternack.com/sma-male-lmr-240-pe-c240-connector-tc-240-sm-ra-ss-d-p.aspx>

The information contained in this document is accurate to the best of our knowledge and representative of the part described herein. It may be necessary to make modifications to the part and/or the documentation of the part, in order to implement improvements. Pasternack reserves the right to make such changes as required. Unless otherwise stated, all specifications are nominal. Pasternack does not make any representation or warranty regarding the suitability of the part described herein for any particular purpose, and Pasternack does not assume any liability arising out of the use of any part or documentation.



Flexible LMR-240-UF Indoor / Outdoor Rated Coax Cable Double Shielded with Black TPE Jacket



LMR-240-UF



Times Microwave Systems Connector Specification

Configuration

- Low Loss, Indoor / Outdoor Flexible Cable
- 2 Shield(s)

Features

- Highly Flexible
- Low Loss Cable
- RF Shielding > 90dB
- Designed for Indoor/Outdoor Use
- Max Operating Frequency of 8 GHz

Applications

- Jumper Assemblies
- Short Antenna Feeder Runs
- Wireless Communications

Description

Pasternack's LMR series RF cables from Times Microwave offer an ideal solution for applications where flexibility is essential. These flexible cables provide low loss with a minimum bend radius of 0.75 in. for installation. The stranded center conductor and rubber jacket also make this RF cable ideal for applications requiring periodic or repeated flexing. Pasternack's LMR-240-UF cable is designed for use in indoor and outdoor applications. The LMR-240-UF's thermoplastic elastomer (TPE) jacket gives this RF cable a life expectancy of 10 years. This low loss RF cable is also double shielded to provide greater than 90 dB RF shielding.


Electrical Specifications

Description	Minimum	Typical	Maximum	Units
Frequency Range	DC		8	GHz
Impedance		50		Ohms
Velocity of Propagation		84		%
Time Delay		1.21 [3.97]		ns/ft [ns/m]
Shielding Effectiveness	90			dB
Dielectric Withstanding Voltage (DC)			1,500	Vdc
Jacket Spark			5,000	Vrms
Inner Conductor DC Resistance			4.28	Ohms/1000ft
Outer Conductor DC Resistance			3.89	Ohms/1000ft
Nominal Capacitance		24.2 [79.4]		pF/ft [pF/m]
Nominal Inductance		0.06 [0.2]		uH/ft [uH/m]
Input Power (Peak)			5.6	kWatts

Performance by Frequency Band

Description	F1	F2	F3	F4	F5	Units
Frequency	50	150	220	450	900	MHz

Flexible LMR-240-UF Indoor / Outdoor Rated Coax
Cable Double Shielded with Black TPE Jacket



LMR-240-UF

Performance by Frequency Band

Description	F1	F2	F3	F4	F5	Units
Attenuation, Typ	2.1	3.6	4.4	6.3	9.1	dB/100ft
	6.89	11.81	14.44	20.67	29.86	dB/100m
Input Power (CW), Max	960	550	450	310	220	Watts

Description	F6	F7	F8	F9	F10	Units
Frequency	1.5	1.8	2	2.5	8	GHz
Attenuation, Typ	11.8	13	13.8	15.5	24.4	dB/100ft
	38.71	42.65	45.28	50.85	80.05	dB/100m
Input Power (CW), Max	170	150	140	130	80	Watts

Electrical Specification Notes:
Values at 25°C, sea level.
Attenuation = 0.290501*sqrt(FMHz) + 0.000396

Mechanical Specifications

Diameter	0.24 in [6.1 mm]
Weight	0.032 lbs/ft [0.05 kg/m]
Min. Bend Radius (Installation)	0.75 in [19.05 mm]
Min. Bend Radius (Repeated)	2.5 in [63.5 mm]
Bending Moment	0.13 lbs-ft [0.18 N-m]
Tensile Strength	80 lbs [36.29 kg]
Flat Plate Crush	13 lbs/in [0.23 kg/mm]

Construction Specifications


Description	Material and Plating	Diameter
Inner Conductor	Copper, Strand	0.056 in [1.42 mm]
Conductor Type	Stranded	
Dielectric	PE (F)	0.15 in [3.81 mm]
First Shield	Aluminum Tape	0.155 in [3.94 mm]
Second Shield	Tinned Copper Braid	0.178 in [4.52 mm]
Jacket	TPE, Black	0.24 in [6.1 mm]

Environmental Specifications

Temperature	
Operating Range	-40 to +85 deg C
Installation Range	-40 to +85 deg C
Storage Range	-70 to +85 deg C

Environmental Specification Notes:
Designed for indoor and outdoor use.

Flexible LMR-240-UF Indoor / Outdoor Rated Coax Cable Double Shielded with Black TPE Jacket



LMR-240-UF

Compliance Certifications (see [product page](#) for current document)

Plotted and Other Data

Notes:

Flexible LMR-240-UF Indoor / Outdoor Rated Coax Cable Double Shielded with Black TPE Jacket from Pasternack Enterprises has same day shipment for domestic and International orders. Our RF, microwave and millimeter wave products maintain a 99.4% availability and are part of the broadest selection in the industry.

Click the following link (or enter part number in "SEARCH" on website) to obtain additional part information including price, inventory and certifications: [Flexible LMR-240-UF Indoor / Outdoor Rated Coax Cable Double Shielded with Black TPE Jacket LMR-240-UF](#)

URL: <https://www.pasternack.com/50-ohm-ultra-flexible-lmr-240-uf-pe-jacket-tinned-copper-over-aluminum-tape-outer-conductor-double-shielded-lmr-240-uf-p.aspx>

The information contained within this document is accurate to the best of our knowledge and representative of the part described herein. It may be necessary to make modifications to the part and/or the documentation of the part in order to implement improvements. Pasternack Enterprises reserves the right to make such changes as required. Unless otherwise stated, all specifications are nominal. Pasternack Enterprises does not make any representation or warranty regarding the suitability of the part described herein for any particular purpose, and Pasternack Enterprises does not assume liability arising out of the use of any part or document.

LMR-240-UF CAD Drawing

Flexible LMR-240-UF Indoor / Outdoor Rated Coax Cable Double Shielded with Black TPE Jacket



PE PASTERNAK
an INFINITIB brand

Website: www.Pasternack.com
 Phone: 1.866.727.8376 | 1.949.261.1920

INTERPRET ALL DIMENSIONS AND TOLERANCES PER ASME Y14.5

SCALE: NONE SHEET: 1 OF 1

DESCRIPTION: FLEXIBLE LMR-240-UF INDOOR/OUTDOOR RATED COAX CABLE DOUBLE SHIELDED WITH BLACK TPE JACKET

SIZE	CAGE CODE	DRAWN BY	ITEM NO.
A	53919	HBAKKE	LMR-240-UF