



MCX Jack Bulkhead Mount Connector Crimp/Solder Attachment for RG174, RG316, RG188, LMR-100, PE-B100, PE-C100, 0.100 inch, .177 inch D Hole

## RF Connectors Technical Data Sheet

PE4887

### Configuration

- MCX Jack Connector
- CECC 22220
- 50 Ohms
- Straight Body Geometry
- RG174, RG316, RG188, LMR-100, PE-B100, PE-C100, 0.100 inch Interface Type
- Crimp/Solder Attachment
- Bulkhead

### Features

- Gold Plated Beryllium Copper Contact
- 50  $\mu$ m minimum contact plating

### Applications

- General Purpose Test
- Rack and Panel Mount Applications
- Custom Cable Assemblies

### Description

Pasternack's PE4887 MCX jack bulkhead connector with crimp/solder attachment for RG174, RG316, RG188, LMR-100, PE-B100, PE-C100 and 0.100 inch (.177 inch D hole) is part of our full line of RF components available for same-day shipping. This MCX bulkhead connector allows designers to create external connections on their product enclosures, and can be used in a variety of other rack mount and panel mount applications.

Our MCX jack bulkhead connector PE4887 datasheet specifications and drawing with dimensions are shown below in this PDF. Pasternack's broad catalog of RF, microwave and millimeter wave connectors allows designers to configure and customize their signal connections however they like. Whether the need is to provide an I/O for a board design, or simply create a custom cable assembly configuration, Pasternack has the right connector for the job. Pasternack can also expertly build your custom cable assemblies for you and ship same-day.

### Mechanical Specifications

#### Size

Length  
Width/Dia.

Weight

0.682 in [17.32 mm]

0.25 in [6.35 mm]

0.005 lbs [2.27 g]

Click the following link (or enter part number in "SEARCH" on website) to obtain additional part information including price, inventory and certifications: [MCX Jack Bulkhead Mount Connector Crimp/Solder Attachment for RG174, RG316, RG188, LMR-100, PE-B100, PE-C100, 0.100 inch, .177 inch D Hole PE4887](#)



MCX Jack Bulkhead Mount Connector Crimp/Solder Attachment for RG174, RG316, RG188, LMR-100, PE-B100, PE-C100, 0.100 inch, .177 inch D Hole

## RF Connectors Technical Data Sheet

PE4887

### Material Specifications

Description	Material	Plating
Contact	Beryllium Copper	Gold 50 µin minimum
Insulation	PTFE	
Body	Brass	Gold 30 µin minimum
Crimp Sleeve	Brass	Gold

**Compliance Certifications** (see [product page](#) for current document)

### Plotted and Other Data

Notes:

MCX Jack Bulkhead Mount Connector Crimp/Solder Attachment for RG174, RG316, RG188, LMR-100, PE-B100, PE-C100, 0.100 inch, .177 inch D Hole from Pasternack Enterprises has same day shipment for domestic and International orders. Our RF, microwave and millimeter wave products maintain a 99% availability and are part of the broadest selection in the industry.

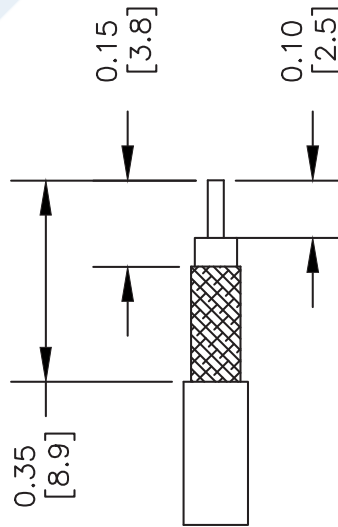
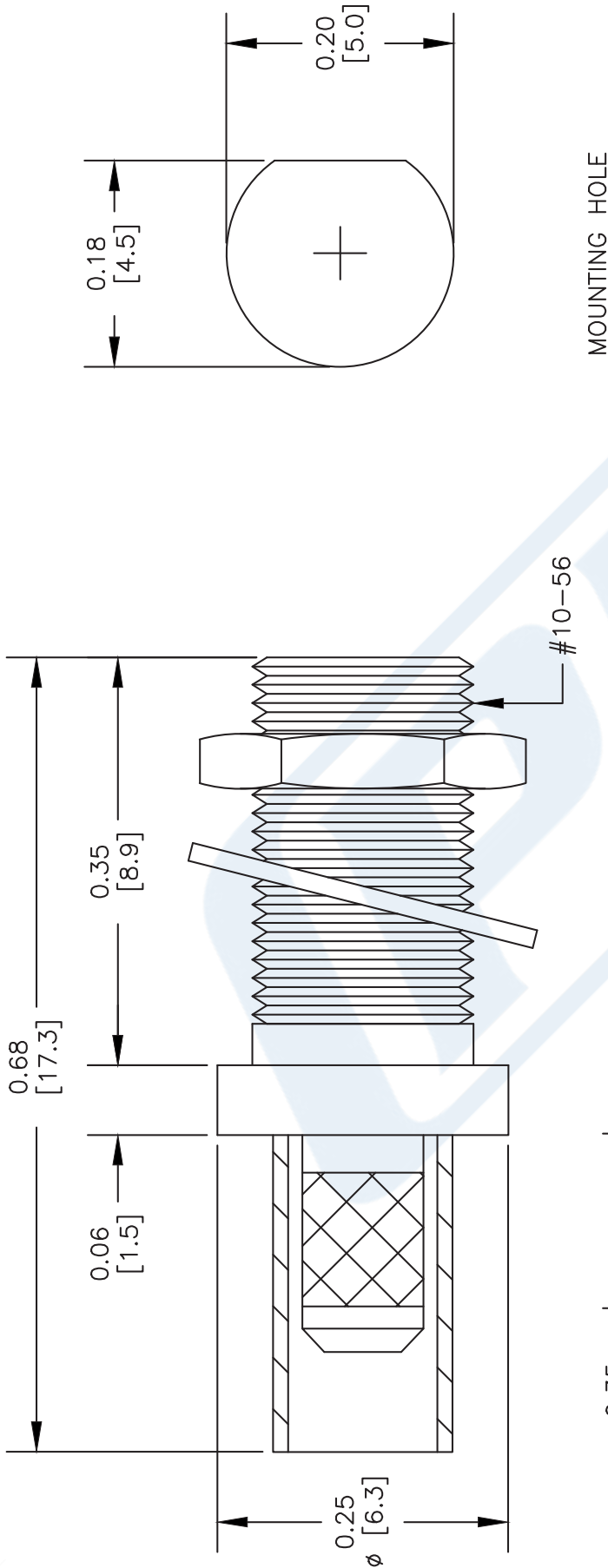
Click the following link (or enter part number in "SEARCH" on website) to obtain additional part information including price, inventory and certifications: [MCX Jack Bulkhead Mount Connector Crimp/Solder Attachment for RG174, RG316, RG188, LMR-100, PE-B100, PE-C100, 0.100 inch, .177 inch D Hole PE4887](#)

URL: <https://www.pasternack.com/mcx-jack-standard-rg174-rg316-rg188-connector-pe4887-p.aspx>

The information contained in this document is accurate to the best of our knowledge and representative of the part described herein. It may be necessary to make modifications to the part and/or the documentation of the part, in order to implement improvements. Pasternack reserves the right to make such changes as required. Unless otherwise stated, all specifications are nominal. Pasternack does not make any representation or warranty regarding the suitability of the part described herein for any particular purpose, and Pasternack does not assume any liability arising out of the use of any part or documentation.

# PE4887 CAD Drawing

MCX Jack Bulkhead Mount Connector Crimp/Solder Attachment for RG174, RG316, RG188, LMR-100, PE-B100, PE-C100, 0.100 inch, .177 inch D Hole



STRIPPING DIMENSIONS

CRIMP SIZE REQUIRED

CONTACT: SOLDER  
FERRULE: .128" HEX CRIMP TOOL



Pasternack Enterprises, Inc.  
P.O. Box 16759 | Irvine | CA | 92623  
Phone: (949) 261-1920 | Fax: (949) 261-7451  
Website: [www.pasternack.com](http://www.pasternack.com) | E-Mail: [sales@pasternack.com](mailto:sales@pasternack.com)

DWG TITLE

PE4887

FSCM NO. 53919

CAD FILE 061202

SCALE N/A

SIZE A

127

NOTES:  
1. UNLESS OTHERWISE SPECIFIED ALL DIMENSIONS ARE NOMINAL.  
2. ALL SPECIFICATIONS ARE SUBJECT TO CHANGE WITHOUT NOTICE AT ANY TIME.  
3. DIMENSIONS ARE IN INCHES [mm].  
4. FITS MIL-C-17 AND EQUIVALENT CABLES.



BNC Male Connector Crimp/Crimp Attachment for  
.100 inch, RG316, RG174, RG188, LMR-100, LMR-  
100, LMR-100-FR, PE-C100, PE-B100

## RF Connectors Technical Data Sheet

PE45045

### Configuration

- BNC Male Connector
- MIL-STD-348A
- 50 Ohms
- Straight Body Geometry
- .100 inch, RG316, RG174, RG188, LMR-100, LMR-100, LMR-100-FR, PE-C100, PE-B100 Interface Type
- Crimp/Crimp Attachment

### Features

- Max. Operating Frequency 3 GHz
- Excellent VSWR of 1.25:1
- Gold Plated Brass Contact
- 50  $\mu$ in minimum contact plating

### Applications

- General Purpose Test
- Custom Cable Assemblies

### Description

Pasternack's PE45045 BNC male connector with crimp/crimp attachment for .100 inch, RG316, RG174, RG188, LMR-100, LMR-100, LMR-100-FR, PE-C100 and PE-B100 is part of our full line of RF components available for same-day shipping. Our BNC male connector operates up to a maximum frequency of 3 GHz and offers excellent VSWR of 1.25:1.

Our BNC male connector PE45045 datasheet specifications and drawing with dimensions are shown below in this PDF. Pasternack's broad catalog of RF, microwave and millimeter wave connectors allows designers to configure and customize their signal connections however they like. Whether the need is to provide an I/O for a board design, or simply create a custom cable assembly configuration, Pasternack has the right connector for the job. Pasternack can also expertly build your custom cable assemblies for you and ship same-day.

### Electrical Specifications

Description	Minimum	Typical	Maximum	Units
Frequency Range	DC		3	GHz
VSWR			1.25:1	
Operating Voltage (AC)			335	Vrms

### Mechanical Specifications

#### Size

Length	0.99 in [25.15 mm]
Width/Dia.	0.57 in [14.48 mm]
Weight	0.027 lbs [12.25 g]

Click the following link (or enter part number in "SEARCH" on website) to obtain additional part information including price, inventory and certifications: [BNC Male Connector Crimp/Crimp Attachment for .100 inch, RG316, RG174, RG188, LMR-100, LMR-100, LMR-100-FR, PE-C100, PE-B100 PE45045](#)



BNC Male Connector Crimp/Crimp Attachment for  
.100 inch, RG316, RG174, RG188, LMR-100, LMR-  
100, LMR-100-FR, PE-C100, PE-B100

## RF Connectors Technical Data Sheet

PE45045

### Material Specifications

Description	Material	Plating
Contact	Brass	Gold 50 µin minimum
Insulation	PTFE	
Body	Brass	Nickel 100 µin minimum
Coupling Nut	Brass	Nickel 100 µin minimum
Gasket	Silicone Rubber	

### Environmental Specifications

#### Temperature

Operating Range

-65 to +165 deg C

**Compliance Certifications** (see [product page](#) for current document)

### Plotted and Other Data

Notes:

### Assembly Instruction

BNC Male Connector Crimp/Crimp Attachment for .100 inch, RG316, RG174, RG188, LMR-100, LMR-100, LMR-100-FR, PE-C100, PE-B100 from Pasternack Enterprises has same day shipment for domestic and International orders. Our RF, microwave and millimeter wave products maintain a 99.4% availability and are part of the broadest selection in the industry.

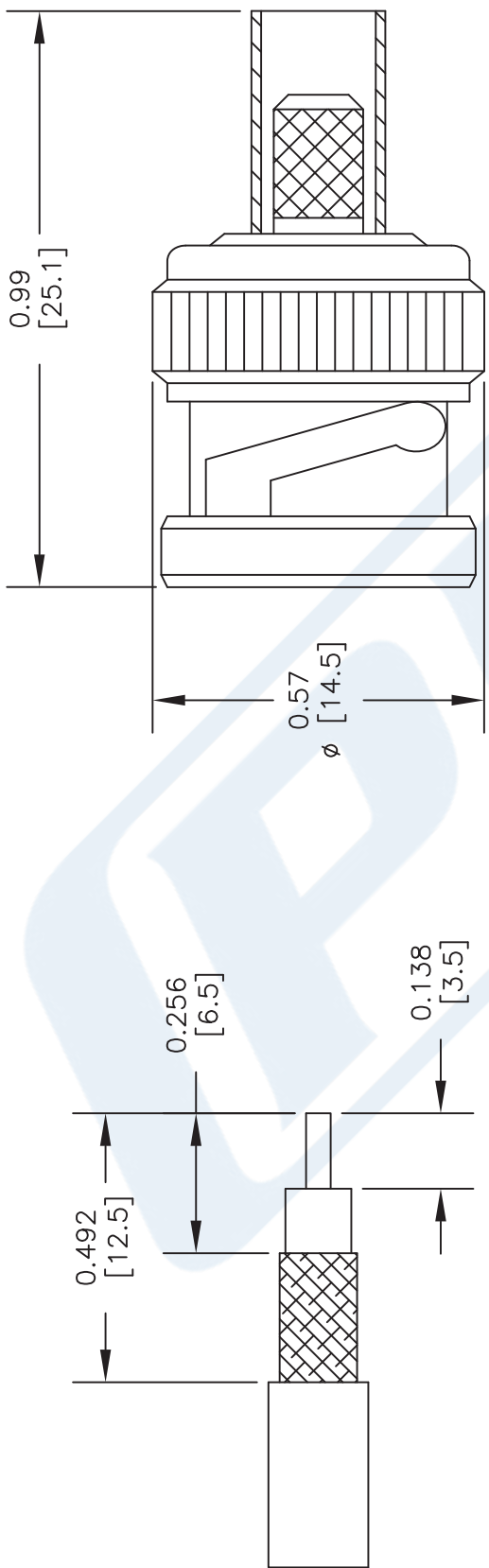
Click the following link (or enter part number in "SEARCH" on website) to obtain additional part information including price, inventory and certifications: [BNC Male Connector Crimp/Crimp Attachment for .100 inch, RG316, RG174, RG188, LMR-100, LMR-100, LMR-100-FR, PE-C100, PE-B100 PE45045](#)

URL: <https://www.pasternack.com/bnc-male-.100-rg316-rg188-lmr-100-lmr-100-connector-pe45045-p.aspx>

The information contained in this document is accurate to the best of our knowledge and representative of the part described herein. It may be necessary to make modifications to the part and/or the documentation of the part, in order to implement improvements. Pasternack reserves the right to make such changes as required. Unless otherwise stated, all specifications are nominal. Pasternack does not make any representation or warranty regarding the suitability of the part described herein for any particular purpose, and Pasternack does not assume any liability arising out of the use of any part or documentation.

PE45045 CAD Drawing

BNC Male Connector Crimp/Crimp Attachment for .100 inch, RG316, RG174, RG188, LMR-100, LMR-100, LMR-100-FR, PE-C100, PE-B100



STRIPPING DIMENSIONS  
CRIMP SIZE REQUIRED  
CONTACT: 0.042" SQ. CRIMP TOOL  
FERRULE: 0.138" HEX. CRIMP TOOL

DWG TITLE

PE45045

NOTES:  
1. UNLESS OTHERWISE SPECIFIED ALL DIMENSIONS ARE NOMINAL.  
2. ALL SPECIFICATIONS ARE SUBJECT TO CHANGE WITHOUT NOTICE AT ANY TIME.  
3. DIMENSIONS ARE IN INCHES [mm].  
4. FITS MIL-C-17 AND EQUIVALENT CABLES.

CAGE CODE 53919

CAD FILE 021617

SCALE N/A

SIZE A

2233

**PE PASTERNAK**  
THE ENGINEER'S RF SOURCE  
Pasternack Enterprises, Inc.  
P.O. Box 16759 | Irvine | CA | 92623  
Phone: (949) 261-1920 | Fax: (949) 261-7451  
Website: www.pasternack.com | E-Mail: sales@pasternack.com





## RG174 Non-Magnetic Flexible Coaxial Cable, Single Shielded with Black PVC Jacket

### RF Cables Technical Data Sheet

**RG174NM**

#### Configuration

- Non-Magnetic Flexible Cable
- 1 Shield(s)

#### Features

- Max Frequency 100 MHz
- Magnetic Susceptibility  $10^{-5}$

#### Applications

- General Purpose Test
- Medical
- Quantum Computing
- Custom Cable Assemblies
- Military and Aerospace

#### Description

RG174NM part number from Pasternack is a RG174 non-magnetic coax cable that is flexible. Pasternack flexible coax RF cable has an impedance of 50 Ohm and a PE dielectric. Our RG174 coax cable is constructed with a jacket made of PVC. This black-colored non-magnetic coax cable has a nominal capacitance of 31.7 pF/Ft.

The RG174 coax RF cable has a shield count of 1. Our coax cable from Pasternack has a maximum frequency of 0.1 GHz. Additional specifications for this RG174NM single-shielded RF coaxial cable are on our downloadable PDF datasheet above. This flexible coax RF cable has a minimum bend radius of 15 in along with 0.021 in of center conductor diameter.

Our RG174 coax cable can operate at temperatures ranging from -40 to +105 degrees C. The RG174NM flexible RF cable has a solid copper center conductor. This black-colored flexible RF cable with a 50 Ohm impedance has a typical insertion loss/ maximum attenuation of 12.5 dB/100ft at a frequency of 0.1 GHz.

Pasternack RG174 non-magnetic coax cables are part of over 40,000 RF, microwave, and millimeter wave components. These flexible cables and our other RF parts are available for same-day shipping worldwide. Custom RF cable assemblies using RG174, or other coax can be built and shipped the same business day as well.

#### Electrical Specifications

Description	Minimum	Typical	Maximum	Units
Frequency Range	DC		100	MHz
Impedance		50		Ohms
Nominal Capacitance		31.7 [104]		pF/ft [pF/m]

Click the following link (or enter part number in "SEARCH" on website) to obtain additional part information including price, inventory and certifications: [RG174 Non-Magnetic Flexible Coaxial Cable, Single Shielded with Black PVC Jacket RG174NM](#)



RG174 Non-Magnetic Flexible Coaxial Cable,  
Single Shielded with Black PVC Jacket

**RF Cables**  
**Technical Data Sheet**

**RG174NM**

**Performance by Frequency Band**

Description	F1	F2	F3	F4	F5	Units
Frequency	100					MHz
Attenuation, Typ	12.5					dB/100ft
	41.01					dB/100m

**Mechanical Specifications**

Min. Bend Radius (Repeated) 1.5 in [38.1 mm]

**Construction Specifications**

Description	Material and Plating	Diameter
Inner Conductor	Copper, 1 Strand	0.021 in [0.53 mm]
Conductor Type	Solid	
Dielectric	PE PE	0.063 in [1.6 mm]
Outer Conductor	Copper 100% coverage	0 in [0 mm]
Jacket	PVC, Black	[ ]

**Environmental Specifications**

**Temperature**

Operating Range -40 to 105 deg C  
Storage Range -40 to 105 deg C

**Environmental Specification Notes:**

All tests performed in accordance with MIL-DTL-17 (current issue)

Click the following link (or enter part number in "SEARCH" on website) to obtain additional part information including price, inventory and certifications: [RG174 Non-Magnetic Flexible Coaxial Cable, Single Shielded with Black PVC Jacket RG174NM](#)





## RG174 Non-Magnetic Flexible Coaxial Cable, Single Shielded with Black PVC Jacket

### RF Cables Technical Data Sheet

**RG174NM**

**Compliance Certifications** (see [product page](#) for current document)

#### Plotted and Other Data

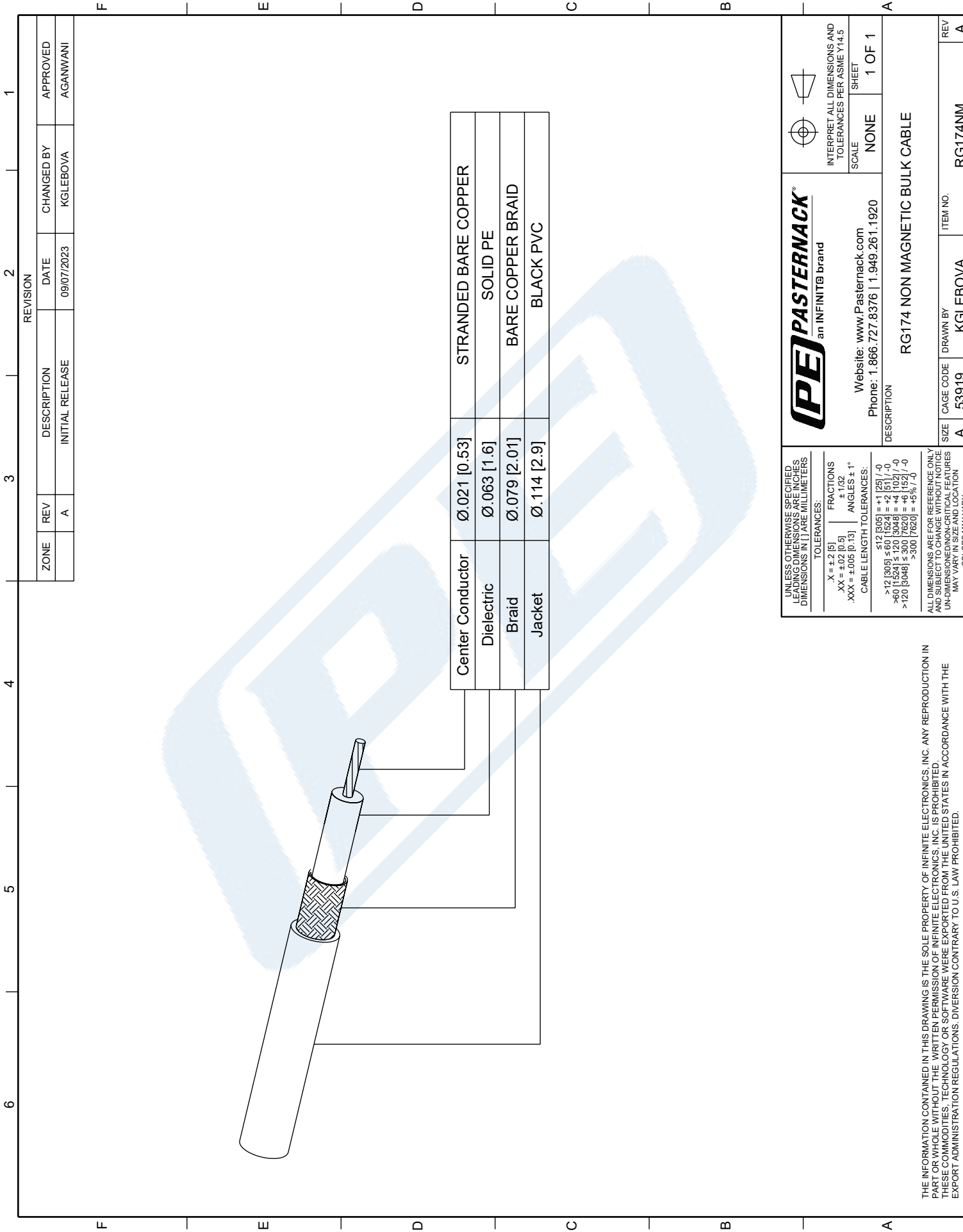
Notes:

RG174 Non-Magnetic Flexible Coaxial Cable, Single Shielded with Black PVC Jacket from Pasternack Enterprises has same day shipment for domestic and International orders. Our RF, microwave and millimeter wave products maintain a 99.4% availability and are part of the broadest selection in the industry.

Click the following link (or enter part number in "SEARCH" on website) to obtain additional part information including price, inventory and certifications: [RG174 Non-Magnetic Flexible Coaxial Cable, Single Shielded with Black PVC Jacket RG174NM](#)

URL: <https://www.pasternack.com/non-magnetic-flexible-pvc-jacket-single-shielded-rg174nm-p.aspx>

The information contained in this document is accurate to the best of our knowledge and representative of the part described herein. It may be necessary to make modifications to the part and/or the documentation of the part, in order to implement improvements. Pasternack reserves the right to make such changes as required. Unless otherwise stated, all specifications are nominal. Pasternack does not make any representation or warranty regarding the suitability of the part described herein for any particular purpose, and Pasternack does not assume any liability arising out of the use of any part or documentation.



REVISION			
ZONE	REV	DESCRIPTION	DATE
	A	INITIAL RELEASE	09/07/2023
		CHANGED BY	AGANWANI

Center Conductor	Ø.021 [0.53]	STRANDED BARE COPPER
Dielectric	Ø.063 [1.6]	SOLID PE
Braid	Ø.079 [2.01]	BARE COPPER BRAID
Jacket	Ø.114 [2.9]	BLACK PVC

UNLESS OTHERWISE SPECIFIED, LEADING DIMENSIONS ARE INCHES DIMENSIONS IN [ ] ARE MILLIMETERS

TOLERANCES:

X = ± 2 [5]	FRACTIONS ± 1/32
XX = ± 0.02 [0.5]	ANGLES ± 1°
XXX = ± 0.005 [0.13]	

CABLE LENGTH TOLERANCES:

≤ 12 [305]	± 1/25 [1.25] / -0
> 12 [305] ≤ 60 [1524]	± 1/51 [1.02] / -0
> 60 [1524] ≤ 120 [3048]	± 1/102 [2.03] / -0
> 120 [3048] ≤ 300 [7620]	± 1/51 [1.02] / -0
> 300 [7620]	± 1/25 [1.25] / -0

ALL DIMENSIONS ARE FOR REFERENCE ONLY AND SUBJECT TO CHANGE WITHOUT NOTICE UNLESS OTHERWISE SPECIFIED. DIMENSIONS MAY VARY IN SIZE AND LOCATION COLORS MAY VARY

**P****E** **PASTERNAK**  
an INFINITI® brand

Website: [www.Pasternack.com](http://www.Pasternack.com)  
Phone: 1.866.727.8376 | 1.949.261.1920

DESCRIPTION  
RG174 NON MAGNETIC BULK CABLE

SCALE  
NONE

SHEET  
1 OF 1

INTERPRET ALL DIMENSIONS AND TOLERANCES PER ASME Y14.5

THE INFORMATION CONTAINED IN THIS DRAWING IS THE SOLE PROPERTY OF INFINITE ELECTRONICS, INC. ANY REPRODUCTION IN PART OR WHOLE WITHOUT THE WRITTEN PERMISSION OF INFINITE ELECTRONICS, INC. IS PROHIBITED. THESE COMMODITIES, TECHNOLOGY OR SOFTWARE WERE EXPORTED FROM THE UNITED STATES IN ACCORDANCE WITH THE EXPORT ADMINISTRATION REGULATIONS. DIVERSION CONTRARY TO U.S. LAW PROHIBITED.

T-Rev.D3

SIZE	CAGE CODE	DRAWN BY	ITEM NO.	REV
A	53919	KGLEBOVA	RG174NM	A