PASTERNACK
an INFINITE brand

SHV jack crimp for RG58,JBY195,LMR195

# RF Connectors
# Technical Data Sheet

**PE45852**

## Configuration

- SHV Jack Connector
- MIL-STD-348B
- 50 Ohms
- Straight Body Geometry
- Connector Interface Types: RG58

## Features

- Max. Operating Frequency 300 MHz
- Gold over Nickel over copper Plated Brass Contact

## Applications

- General Purpose Test
- Custom Cable Assemblies

### Description

Pasternack's PE45852 SHV jack connector with clamp/solder attachment for RG58 is part of our full line of RF components available for same-day shipping. Our SHV jack connector operates up to a maximum frequency of 300 MHz.

Our SHV jack connector PE45852 datasheet specifications and drawing with dimensions are shown below in this PDF. Pasternack's broad catalog of RF, microwave and millimeter wave connectors allows designers to configure and customize their signal connections however they like. Whether the need is to provide an I/O for a board design, or simply create a custom cable assembly configuration, Pasternack has the right connector for the job. Pasternack can also expertly build your custom cable assemblies for you and ship same-day.

### Electrical Specifications

| Description | Minimum | Typical | Maximum | Units |
|---|---|---|---|---|
| Frequency Range | DC | | 300 | MHz |
| Operating Voltage (AC) | | | 3,500 | Vrms |
| Dielectric Withstanding Voltage (AC) | | | 5,000 | Vrms |
| Inner Conductor DC Resistance | | | 2 | mOhms |
| Outer Conductor DC Resistance | | | 1.5 | mOhms |

### Mechanical Specifications

| | |
|---|---|
| **Size** | |
| Length | 1.82 in [46.23 mm] |
| Width/Dia. | 0.43 in [10.92 mm] |
| Height | 0.43 in [10.92 mm] |
| Weight | 0.048 lbs [21.77 g] |

Click the following link (or enter part number in "SEARCH" on website) to obtain additional part information including price, inventory and certifications: SHV jack crimp for RG58,JBY195,LMR195 PE45852

Pasternack Enterprises, Inc. • P.O. Box 16759, Irvine, CA 92623
**Phone:** (866) 727-8376 or (949) 261-1920 • **Fax:** (949) 261-7451
Sales@Pasternack.com • Techsupport@Pasternack.com

© 2020 Pasternack Enterprises All Rights Reserved

SHV jack crimp for RG58,JBY195,LMR195

## RF Connectors
## Technical Data Sheet

**PE45852**

### Material Specifications

| Description | Material | Plating |
|---|---|---|
| Contact | Brass | Gold over Nickel over copper |
| Insulation | Teflon | |
| Body | Brass | Tinned Copper |
| Crimp Sleeve | Brass | Tinned Copper |

### Environmental Specifications

**Temperature**

| | |
|---|---|
| Operating Range | -65 to +165 deg C |
| Thermal Shock | MIL-STD-202, Method 107, Condition B |

### Compliance Certifications (see product page for current document)

### Plotted and Other Data

Notes:

SHV jack crimp for RG58,JBY195,LMR195 from Pasternack Enterprises has same day shipment for domestic and International orders. Our RF, microwave and millimeter wave products maintain a 99.4% availability and are part of the broadest selection in the industry.

Click the following link (or enter part number in “SEARCH” on website) to obtain additional part information including price, inventory and certifications: SHV jack crimp for RG58,JBY195,LMR195 PE45852

URL: https://www.pasternack.com/shv-jack-rg58-connector-pe45852-p.aspx

The information contained in this document is accurate to the best of our knowledge and representative of the part described herein. It may be necessary to make modifications to the part and/or the documentation of the part, in order to implement improvements. Pasternack reserves the right to make such changes as required. Unless otherwise stated, all specifications are nominal. Pasternack does not make any representation or warranty regarding the suitability of the part described herein for any particular purpose, and Pasternack does not assume any liability arising out of the use of any part or documentation.

Pasternack Enterprises, Inc. • P.O. Box 16759, Irvine, CA 92623
**Phone:** (866) 727-8376 or (949) 261-1920 • **Fax:** (949) 261-7451
Sales@Pasternack.com • Techsupport@Pasternack.com

© 2020 Pasternack Enterprises All Rights Reserved

# PE45852 CAD Drawing

SHV jack crimp for RG58,JBY195,LMR195

| REVISIONS | | | |
|---|---|---|---|
| REV. | DESCRIPTION | DATE | APPROVED |
| A | INITIAL RELEASE | 09/13/2022 | AGANWANI |

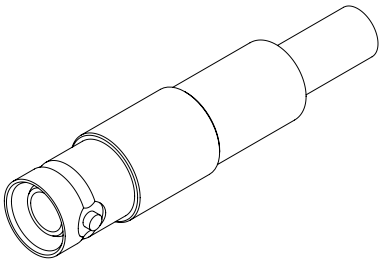

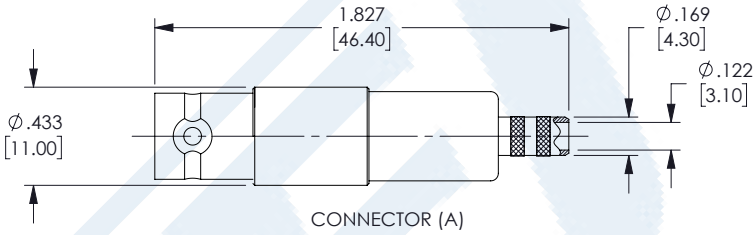


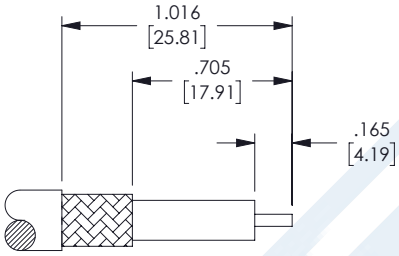


STRIPPING DIMENSIONS

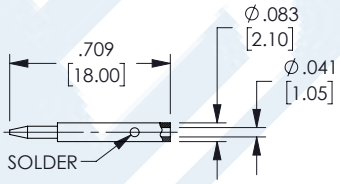


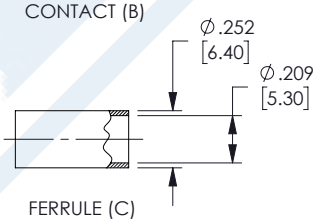


CRIMP SIZE REQUIRED
CONTACT: SOLDER
FERRULE: .217 [5.5] HEX CRIMP TOOL

ASSEMBLY INSTRUCTIONS:

1. STRIP THE CABLE AS SHOWN. DO NOT NICK CENTER CONDUCTOR.
2. SLIDE THE FERRULE (C) OVER THE CABLE JACKET.
3. PLACE THE CONTACT (B) ONTO THE CENTER CONDUCTOR. SOLDER CONTACT TO CENTER CONDUCTOR.
4. LOOSEN THE CABLE BRAID, THEN SLIDE THE CONNECTOR (A) INTO PLACE. THE CABLE BRAID MUST OVERLAP THE KNURLED SECTION AT THE REAR END OF THE CONNECTOR (A).
5. SLIDE THE FERRULE (C) OVER THE CABLE BRAID AND CRIMP IN PLACE.

THESE COMMODITIES, TECHNOLOGY OR SOFTWARE WERE EXPORTED FROM THE UNITED STATES IN ACCORDANCE WITH THE EXPORT ADMINISTRATION REGULATIONS. DIVERSION CONTRARY TO U.S. LAW PROHIBITED.

UNLESS OTHERWISE SPECIFIED
LEADING DIMENSIONS ARE INCHES
DIMENSIONS IN [ ] ARE MILLIMETERS

TOLERANCES:
.X = ± .2 [5.08]
.XX = ± .02 [ .51 ]
.XXX = ± .005 [ .13 ]
FRACTIONS ± 1/32
ANGLES ± 1°

CABLE LENGTH (L) TOLERANCES:
L ≤ 12 [305] = +1 [25] / -0
12 [305] < L ≤ 60 [1524] = +2 [51] / -0
60 [1524] < L ≤ 120 [3048] = +4 [102] / -0
120 [3048] < L ≤ 300 [7620] = +6 [152] / -0
300 [7620] < L = +5%L / -0

ALL DIMENSIONS SHOWN ARE FOR REFERENCE ONLY.

PASTERNACK an INFINITE brand
Pasternack Enterprises, Inc.
P.O.Box 16759, Irvine, CA 92623.
Phone: 1.949.261.1920 | 1.866.727.8376
Fax: 1.949.261.7451
Website: www.pasternack.com
E-mail: sales@pasternack.com

THIRD-ANGLE PROJECTION

THE INFORMATION AND DESIGN IN THIS DOCUMENT IS THE PROPERTY OF PASTERNACK CORPORATION ALL RIGHTS RESERVED.

SHEET 1 OF 1
SCALE N/A

| SIZE | CAGE CODE | DRAWN BY | ITEM NO. | REV |
|---|---|---|---|---|
| A | 53919 | AKRESOWSK | PE45852 | A |

T-Rev.D

# SMA Male Connector Crimp/Solder Attachment for RG58, RG303, RG141, PE-C195, LMR-195, 0.195 inch



## PE4215

### Configuration

- SMA Male Connector
- MIL-STD-348A
- 50 Ohms
- Straight Body Geometry
- Connector Interface Types: RG58, RG303, RG141, PE-C195, LMR-195, 0.195 inch
- 16-May inch Hex

### Features

- Max. Operating Frequency 12.4 GHz
- Good VSWR of 1.5:1
- Gold Plated Brass Contact
- 50 µin minimum contact plating

### Applications

- General Purpose Test
- Custom Cable Assemblies

### Description

Pasternack's PE4215 SMA Male Connector Crimp/Solder Attachment for RG58, RG303, RG141, PE-C195, LMR-195 and 0.195 inch Cable is part of our full line of RF components available for same-day shipping. Our SMA male connector operates up to a maximum frequency of 12.4 GHz and offers good VSWR of 1.5:1.

Our SMA male connector PE4215 datasheet specifications and drawing with dimensions are shown below in this PDF. Pasternack's broad catalog of RF, microwave and millimeter wave connectors allows designers to configure and customize their signal connections however they like. Whether the need is to provide an I/O for a board design, or simply create a custom cable assembly configuration, Pasternack has the right connector for the job. Pasternack can also expertly build your custom cable assemblies for you and ship same-day.

### Electrical Specifications

| Description | Minimum | Typical | Maximum | Units |
|---|---|---|---|---|
| Frequency Range | DC | | 12.4 | GHz |
| VSWR | | | 1.5:1 | |
| Operating Voltage (AC) | | | 500 | Vrms |
| Dielectric Withstanding Voltage (AC) | | | 1,000 | Vrms |
| Impedance | | 50 | | Ohms |

### Mechanical Specifications

| **Size** | |
|---|---|
| Length | 0.906 in [23.01 mm] |
| Width | 0.315 in [8 mm] |
| Weight | 0.016 lbs [7.26 g] |
| Mating Torque | 3 to 5 in-lbs [[0.34 to 0.57 Nm]] |


© 2023 Infinite Electronics, Inc. Pasternack is a registered trademark of Infinite Electronics, Inc.
+1 (866) 558-2786 | sales@pasternack.com | pasternack.com

# SMA Male Connector Crimp/Solder Attachment for RG58, RG303, RG141, PE-C195, LMR-195, 0.195 inch



## PE4215

### Material Specifications

| Description | Material | Plating |
|---|---|---|
| Contact | Brass | Gold<br>50 µin minimum |
| Insulation | PTFE | |
| Body | Brass | Nickel<br>100 µin minimum |
| Coupling Nut | Brass | Nickel<br>100 µin minimum |
| Crimp Sleeve | Brass | Nickel |

### Environmental Specifications

**Temperature**

| | |
|---|---|
| Operating Range | -65 to 165 deg C |

### Compliance Certifications (see product page for current document)

### Plotted and Other Data

Notes:

SMA Male Connector Crimp/Solder Attachment for RG58, RG303, RG141, PE-C195, LMR-195, 0.195 inch from Pasternack Enterprises has same day shipment for domestic and International orders. Our RF, microwave and millimeter wave products maintain a 99.4% availability and are part of the broadest selection in the industry.

Click the following link (or enter part number in "SEARCH" on website) to obtain additional part information including price, inventory and certifications: SMA Male Connector Crimp/Solder Attachment for RG58, RG303, RG141, PE-C195, LMR-195, 0.195 inch PE4215

URL: https://www.pasternack.com/sma-male-standard-rg58-connector-pe4215.html

The information contained within this document is accurate to the best of our knowledge and representative of the part described herein. It may be necessary to make modifications to the part and/or the documentation of the part in order to impliment improvements. Pasternack Enterprises reserves the right to make such changes as required. Unless otherwise stated, all specifications are nominal. Pasternack Enterprises does not make any representation or warranty regarding the suitability of the part described herein for any particular purpose, and Pasternack Enterprises does not assume liability arising out of the use of any part or document.


© 2023 Infinite Electronics, Inc. Pasternack is a registered trademark of Infinite Electronics, Inc.

# PE4215 CAD Drawing

SMA Male Connector Crimp/Solder Attachment for RG58, RG303, RG141, PE-C195, LMR-195, 0.195 inch

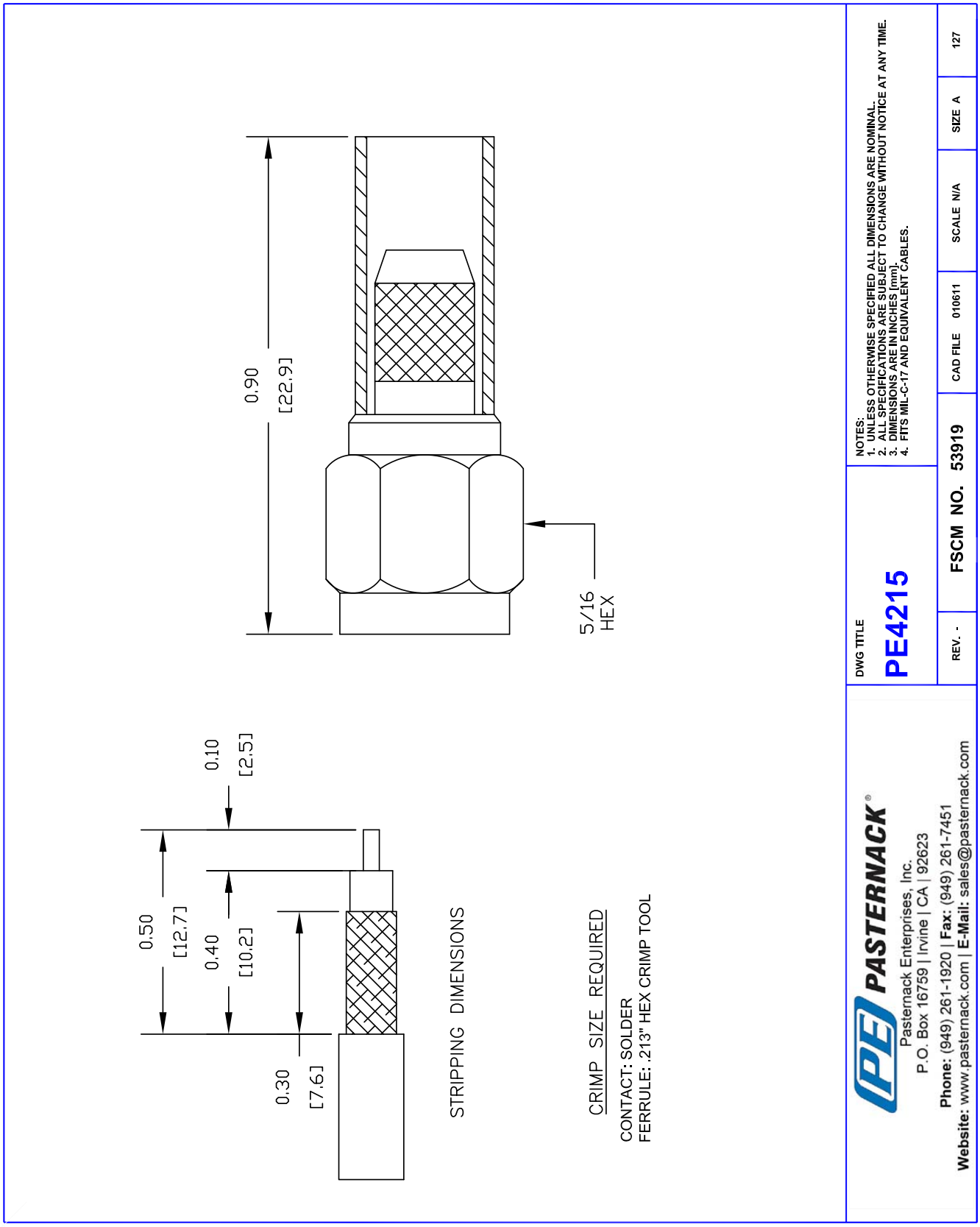




© 2023 Infinite Electronics, Inc. Pasternack is a registered trademark of Infinite Electronics, Inc.

# Low Loss Flexible LMR-195 Outdoor Rated Coax Cable Double Shielded with Black PE Jacket



## LMR-195

TIMES MICROWAVE SYSTEMS

## Times Microwave Systems Connector Specification

### Configuration

- Low Loss, Outdoor Flexible Cable
- 2 Shield(s)

### Features

- Max Operating Frequency of 8 GHz
- Low Loss Cable
- Phase Velocity 80% VoP

### Applications

- Laboratory Applications
- General Purpose RF Interconnect

### Description

LMR-195 part number from Pasternack is a LMR-195 coax cable that is flexible. Pasternack LMR-195 flexible coax cable is 50 Ohm and has a PE (F) dielectric. Our LMR-195 coax is constructed with a 0.195 jacket made of PE. LMR-195 coax has a shield count of 2, a RF shielding of 90 dB and the maximum frequency for this Pasternack cable is 8 GHz. LMR-195 coax cable has an attenuation at 1 GHz of 11.8 dB.

Pasternack LMR-195 coax cables are part of over 40,000 RF, microwave and millimeter wave components. LMR-195 cables and our other RF parts are available for same day shipping worldwide. Custom RF cable assemblies using LMR-195 or other coax can be built and shipped same day as well.

### Electrical Specifications

| Description | Minimum | Typical | Maximum | Units |
|---|---|---|---|---|
| Frequency Range | DC | | 8 | GHz |
| Cutoff Frequency | | 41 | | GHz |
| Impedance | | 50 | | Ohms |
| Velocity of Propagation | | 80 | | % |
| Time Delay | | 1.27 [4.17] | | ns/ft [ns/m] |
| Shielding Effectiveness | 90 | | | dB |
| Dielectric Withstanding Voltage (DC) | | | 1,000 | Vdc |
| Jacket Spark | | | 3,000 | Vrms |
| Inner Conductor DC Resistance | | | 7.6 | Ohms/1000ft |
| Outer Conductor DC Resistance | | | 4.9 | Ohms/1000ft |
| Nominal Capacitance | | 25.4 [83.33] | | pF/ft [pF/m] |
| Nominal Inductance | | 0.064 [0.21] | | uH/ft [uH/m] |
| Input Power (Peak) | | | 2.5 | kWatts |


© 2023 Infinite Electronics, Inc. Pasternack is a registered trademark of Infinite Electronics, Inc.
+1 (866) 558-2786 | sales@pasternack.com | pasternack.com

# Low Loss Flexible LMR-195 Outdoor Rated Coax Cable Double Shielded with Black PE Jacket



## LMR-195

### Performance by Frequency Band

| Description | F1 | F2 | F3 | F4 | F5 | Units |
|---|---|---|---|---|---|---|
| Frequency | 50 | 150 | 220 | 450 | 900 | MHz |
| Attenuation, Typ | 2.5 | 4.4 | 5.4 | 7.8 | 11.1 | dB/100ft |
| | 8.2 | 14.44 | 17.72 | 25.59 | 36.42 | dB/100m |
| Input Power (CW), Max | 680 | 390 | 320 | 220 | 160 | Watts |

| Description | F6 | F7 | F8 | F9 | F10 | Units |
|---|---|---|---|---|---|---|
| Frequency | 1.5 | 1.8 | 2 | 2.5 | 8 | GHz |
| Attenuation, Typ | 14.5 | 16 | 16.9 | 19 | 29.9 | dB/100ft |
| | 47.57 | 52.49 | 55.45 | 62.34 | 98.1 | dB/100m |
| Input Power (CW), Max | 120 | 110 | 100 | 90 | 60 | Watts |

### Mechanical Specifications

| | |
|---|---|
| Diameter | 0.195 in [4.95 mm} |
| Weight | 0.022 lbs/ft [0.03 kg/m] |
| Min. Bend Radius (Installation) | 0.5 in [12.7 mm] |
| Min. Bend Radius (Repeated) | 2 in [50.8 mm] |
| Bending Moment | 0.2 lbs-ft [0.27 N-m] |
| Tensile Strength | 40 lbs [18.14 kg] |
| Flat Plate Crush | 15 lbs/in [0.27 kg/mm] |

### Construction Specifications

| Description | Material and Plating | Diameter |
|---|---|---|
| Inner Conductor | Copper, 1 Strand | 0.037 in [0.94 mm] |
| Conductor Type | Solid | |
| Dielectric | PE (F) | 0.11 in [2.79 mm] |
| First Shield | Aluminum Tape | |
| Second Shield | Tinned Copper Braid | |
| Jacket | PE, Black | 0.195 in [4.95 mm] |

### Environmental Specifications

**Temperature**

| | |
|---|---|
| Operating Range | -40 to +85 deg C |
| Storage Range | -70 to +85 deg C |

### Compliance Certifications (see product page for current document)

### Plotted and Other Data

Notes:


© 2023 Infinite Electronics, Inc. Pasternack is a registered trademark of Infinite Electronics, Inc.
+1 (866) 558-2786 | sales@pasternack.com | pasternack.com

# Low Loss Flexible LMR-195 Outdoor Rated Coax Cable Double Shielded with Black PE Jacket



## LMR-195

Low Loss Flexible LMR-195 Outdoor Rated Coax Cable Double Shielded with Black PE Jacket from Pasternack Enterprises has same day shipment for domestic and International orders. Our RF, microwave and millimeter wave products maintain a 99.4% availability and are part of the broadest selection in the industry.

Click the following link (or enter part number in "SEARCH" on website) to obtain additional part information including price, inventory and certifications: Low Loss Flexible LMR-195 Outdoor Rated Coax Cable Double Shielded with Black PE Jacket LMR-195

URL: https://www.pasternack.com/50-ohm-low-loss-flexible-lmr195-pe-jacket-double-shielded-black-lmr-195-p.aspx

The information contained within this document is accurate to the best of our knowledge and representative of the part described herein. It may be necessary to make modifications to the part and/or the documentation of the part in order to impliment improvements. Pasternack Enterprises reserves the right to make such changes as required. Unless otherwise stated, all specifications are nominal. Pasternack Enterprises does not make any representation or warranty regarding the suitability of the part described herein for any particular purpose, and Pasternack Enterprises does not assume liability arising out of the use of any part or document.


© 2023 Infinite Electronics, Inc. Pasternack is a registered trademark of Infinite Electronics, Inc.

# LMR-195 CAD Drawing

Low Loss Flexible LMR-195 Outdoor Rated Coax Cable Double Shielded with Black PE Jacket

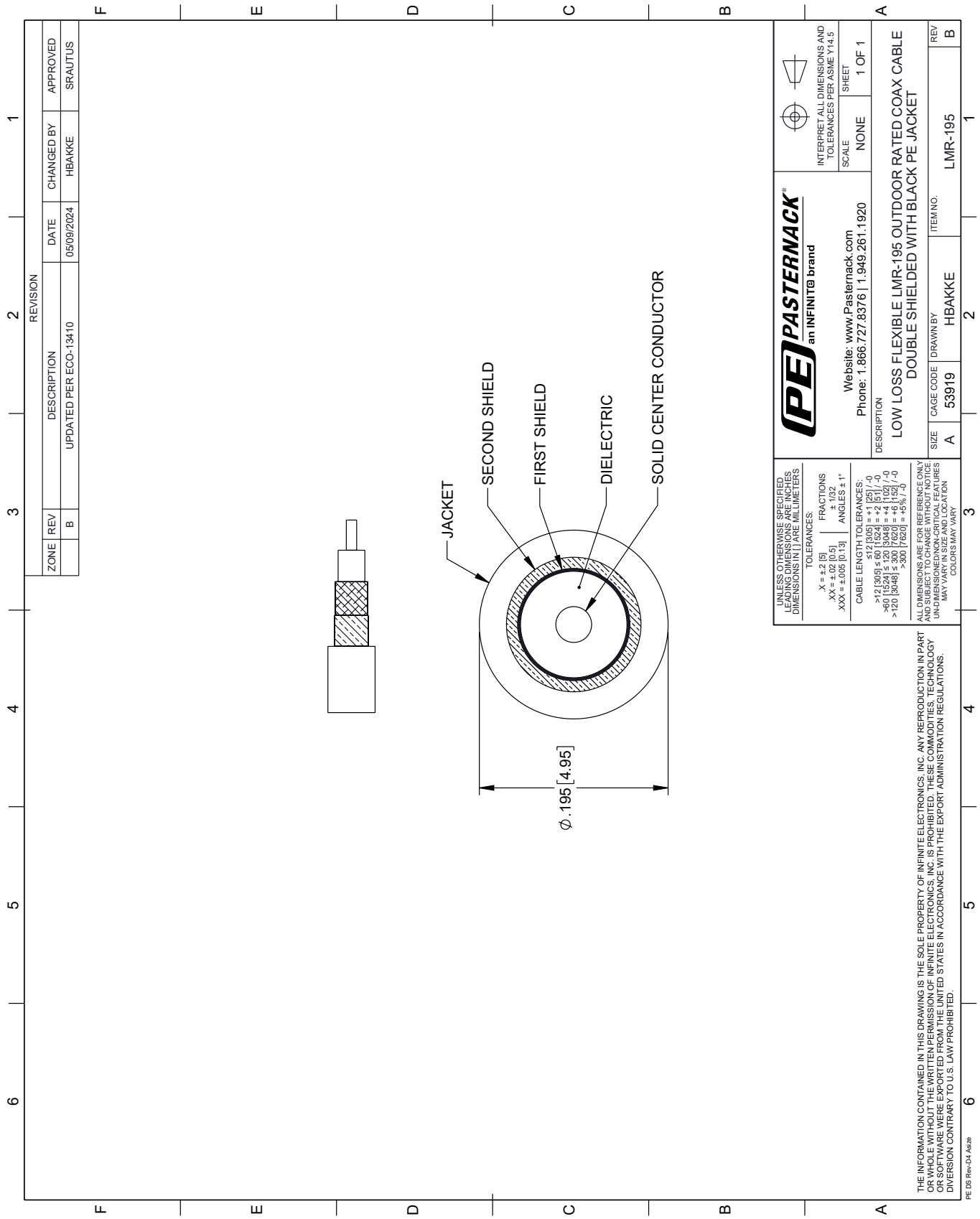




© 2023 Infinite Electronics, Inc. Pasternack is a registered trademark of Infinite Electronics, Inc.