



7/16 DIN Male Right Angle Connector Crimp/Solder Attachment for PE-C600, .600 inch, LMR-600, LMR-600-DB

RF Connectors Technical Data Sheet

PE45640

Configuration

- 7/16 DIN Male Connector
- 50 Ohms
- Right Angle Body Geometry
- Connector Interface Types: PE-C600, .600 inch, LMR-600, LMR-600-DB
- 1 1/4 in. Hex

Features

- Max. Operating Frequency 3 GHz
- Excellent VSWR of 1.15:1
- Silver Plated Brass Contact
- 3µ m minimum contact plating

Applications

- General Purpose Test
- Custom Cable Assemblies

Description

Pasternack's PE45640 7/16 DIN male right angle connector with crimp/solder attachment for PE-C600, .600 inch, LMR-600 and LMR-600-DB is part of our full line of RF components available for same-day shipping. Our 7/16 DIN male connector operates up to a maximum frequency of 3 GHz and offers excellent VSWR of 1.15:1. Its right angle body geometry allows for easier connections in tight spaces.

Our 7/16 DIN male right angle connector PE45640 datasheet specifications and drawing with dimensions are shown below in this PDF. Pasternack's broad catalog of RF, microwave and millimeter wave connectors allows designers to configure and customize their signal connections however they like. Whether the need is to provide an I/O for a board design, or simply create a custom cable assembly configuration, Pasternack has the right connector for the job. Pasternack can also expertly build your custom cable assemblies for you and ship same-day.

Electrical Specifications

Description	Minimum	Typical	Maximum	Units
Frequency Range	DC		3	GHz
VSWR			1.15:1	
Insertion Loss			0.05	dB
Dielectric Withstanding Voltage (AC)			4,000	Vrms

Mechanical Specifications

Weight	0.282 lbs [127.91 g]
Mating Torque	221 in-lbs [24.97 Nm]

Click the following link (or enter part number in "SEARCH" on website) to obtain additional part information including price, inventory and certifications: [7/16 DIN Male Right Angle Connector Crimp/Solder Attachment for PE-C600, .600 inch, LMR-600, LMR-600-DB PE45640](#)



7/16 DIN Male Right Angle Connector Crimp/Solder Attachment for PE-C600, .600 inch, LMR-600, LMR-600-DB

RF Connectors Technical Data Sheet

PE45640

Material Specifications

Description	Material	Plating
Contact	Brass	Silver 3μ m minimum
Insulation	PTFE	
Outer Conductor	Brass	Tri-Metal 3μ m minimum
Body	Brass	Tri-Metal 3μ m minimum
Coupling Nut	Brass	Tri-Metal 3μ m minimum

Environmental Specifications

Temperature

Operating Range

-40 to +85 deg C

Shock

MIL-STD 202,Meth.213, Cond. I

Vibration

MIL-STD 202,Meth.204, Cond. B

Compliance Certifications (see [product page](#) for current document)

Plotted and Other Data

Notes:

7/16 DIN Male Right Angle Connector Crimp/Solder Attachment for PE-C600, .600 inch, LMR-600, LMR-600-DB from Pasternack Enterprises has same day shipment for domestic and International orders. Our RF, microwave and millimeter wave products maintain a 99.4% availability and are part of the broadest selection in the industry.

Click the following link (or enter part number in "SEARCH" on website) to obtain additional part information including price, inventory and certifications: [7/16 DIN Male Right Angle Connector Crimp/Solder Attachment for PE-C600, .600 inch, LMR-600, LMR-600-DB PE45640](#)

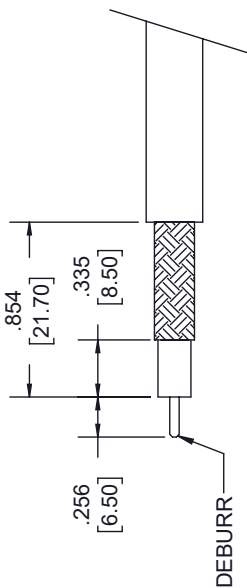
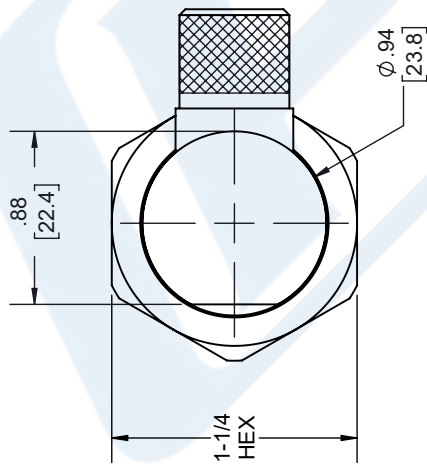
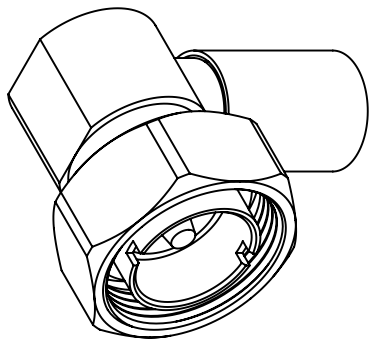
URL: <https://www.pasternack.com/7-16-din-male-pe-c600-.600-connector-pe45640-p.aspx>

The information contained in this document is accurate to the best of our knowledge and representative of the part described herein. It may be necessary to make modifications to the part and/or the documentation of the part, in order to implement improvements. Pasternack reserves the right to make such changes as required. Unless otherwise stated, all specifications are nominal. Pasternack does not make any representation or warranty regarding the suitability of the part described herein for any particular purpose, and Pasternack does not assume any liability arising out of the use of any part or documentation.

PE45640 CAD Drawing

7/16 DIN Male Right Angle Connector Crimp/Solder Attachment
for PE-C600, .600 inch, LMR-600, LMR-600-DB

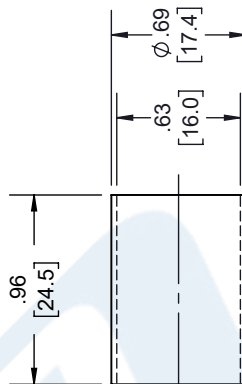
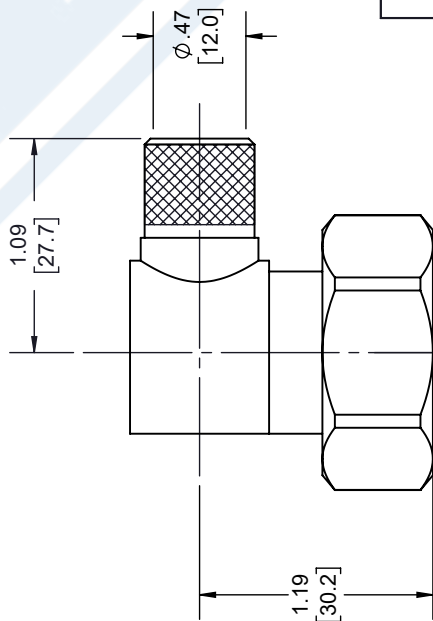
REVISIONS			
REV.	DESCRIPTION	DATE	APPROVED
B	PCR PE45640	2/3/2021	S. ELLIS



STRIPPING DIMENSIONS

NOTES:

- CABLE ATTACHMENT:
 - OUTER: CRIMP.
 - INNER: SOLDER.
- CRIMP SIZE REQUIRED:
 - FERRULE: .610 [15.49] HEX. CRIMP TOOL.
 - CONTACT: SOLDER.



FERRULE

7/16 DIN MALE

UNLESS OTHERWISE SPECIFIED
LEADING DIMENSIONS ARE INCHES
DIMENSIONS IN [] ARE MILLIMETERS

TOLERANCES:

X = ± .2 [5.08] FRACTIONS
.XX = ± .02 [.51] ± 1/32
.XXX = ± .005 [.13] ANGLES ± 1°

CABLE LENGTH (L) TOLERANCES:

L ≤ 12 [305] = +1 [25] / -0
12 [305] < L ≤ 60 [1524] = +2 [51] / -0
60 [1524] < L ≤ 120 [3048] = +4 [102] / -0
120 [3048] < L ≤ 300 [7620] = +6 [152] / -0
300 [7620] < L = +5% / -0

ALL DIMENSIONS SHOWN
ARE FOR REFERENCE ONLY.



Pasternack Enterprises, Inc.
P.O. Box 16759, Irvine, CA 92623.
Phone: 1.949.261.1920 | 1.866.727.8376

Fax: 1.949.261.7451
Website: www.pasternack.com
E-mail: sales@pasternack.com



THE INFORMATION AND
DESIGN IN THIS DOCUMENT
IS THE PROPERTY OF
PASTERNAK CORPORATION
ALL RIGHTS RESERVED.

SHEET 1 OF 1

SCALE N/A

REV A

ITEM NO. PE45640

SIZE A

CAGE CODE 53919

DRAWN BY K.DANG

REV A



7/16 DIN Male Connector Crimp/Solder Attachment for 0.600 inch, LMR-600, LMR-600-DB Cable

RF Connectors Technical Data Sheet

PE4090

Configuration

- 7/16 DIN Male Connector
- IEC 61169-4
- 50 Ohms
- Straight Body Geometry
- Connector Interface Types: 0.600 inch, LMR-600, LMR-600-DB

Features

- Max. Operating Frequency 8 GHz
- Silver Plated Brass Contact

Applications

- General Purpose Test
- Custom Cable Assemblies

Description

Pasternack's PE4090 , 7/16 DIN, Standard, Connector is part of our full line of RF components available for same-day shipping. Our 7/16 DIN male connector operates up to a maximum frequency of 8 GHz.

Our 7/16 DIN male connector PE4090 datasheet specifications and drawing with dimensions are shown below in this PDF. Pasternack's broad catalog of RF, microwave and millimeter wave connectors allows designers to configure and customize their signal connections however they like. Whether the need is to provide an I/O for a board design, or simply create a custom cable assembly configuration, Pasternack has the right connector for the job. Pasternack can also expertly build your custom cable assemblies for you and ship same-day.

Electrical Specifications

Description	Minimum	Typical	Maximum	Units
Frequency Range	DC		8	GHz
Dielectric Withstanding Voltage (AC)			750	Vrms

Performance by Frequency

Description	F1	F2	F3	F4	F5	Units
Frequency Range	DC to 3	3 to 6				GHz
VSWR, Max	1.15:1	1.25:1				

Mechanical Specifications

Size	
Length	1.654 in [42.01 mm]
Width/Dia.	1.38 in [35.05 mm]
Height	1.38 in [35.05 mm]
Weight	0.25 lbs [113.4 g]

Click the following link (or enter part number in "SEARCH" on website) to obtain additional part information including price, inventory and certifications: [7/16 DIN Male Connector Crimp/Solder Attachment for 0.600 inch, LMR-600, LMR-600-DB Cable PE4090](#)



7/16 DIN Male Connector Crimp/Solder Attachment
for 0.600 inch, LMR-600, LMR-600-DB Cable

RF Connectors
Technical Data Sheet

PE4090

Material Specifications

Description	Material	Plating
Contact	Brass	Silver
Insulation	PTFE	
Body	Brass	Tri-Metal
Coupling Nut	Brass	Tri-Metal

Environmental Specifications

Temperature

Operating Range -40 to +155 deg C

Compliance Certifications (see [product page](#) for current document)

Plotted and Other Data

Notes:

7/16 DIN Male Connector Crimp/Solder Attachment for 0.600 inch, LMR-600, LMR-600-DB Cable from Pasternack Enterprises has same day shipment for domestic and International orders. Our RF, microwave and millimeter wave products maintain a 99.4% availability and are part of the broadest selection in the industry.

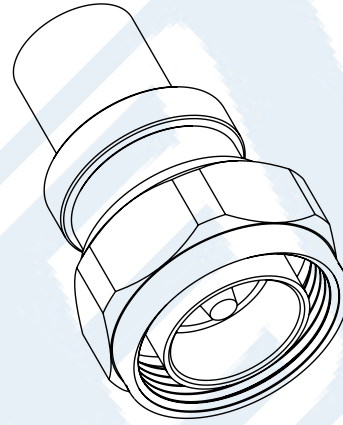
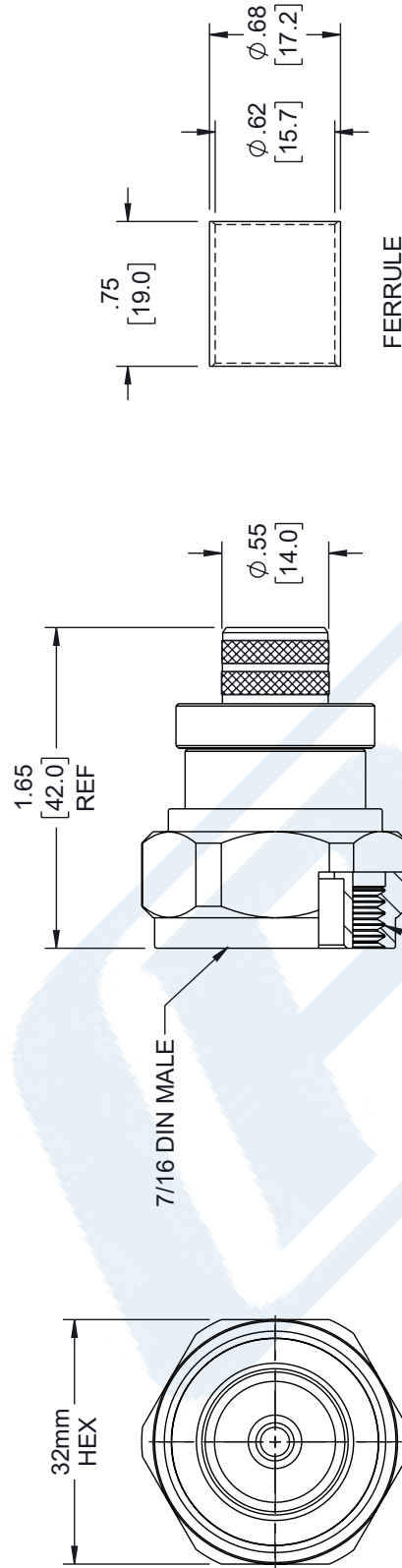
Click the following link (or enter part number in "SEARCH" on website) to obtain additional part information including price, inventory and certifications: [7/16 DIN Male Connector Crimp/Solder Attachment for 0.600 inch, LMR-600, LMR-600-DB Cable PE4090](#)

URL: <https://www.pasternack.com/7-16-din-male-0.600-lmr-600-connector-pe4090-p.aspx>

The information contained in this document is accurate to the best of our knowledge and representative of the part described herein. It may be necessary to make modifications to the part and/or the documentation of the part, in order to implement improvements. Pasternack reserves the right to make such changes as required. Unless otherwise stated, all specifications are nominal. Pasternack does not make any representation or warranty regarding the suitability of the part described herein for any particular purpose, and Pasternack does not assume any liability arising out of the use of any part or documentation.

PE4090 CAD Drawing

7/16 DIN Male Connector Crimp/Solder Attachment for
0.600 inch, LMR-600, LMR-600-DB Cable



STRIPPING DIMENSIONS

NOTES:

- CABLE ATTACHMENT:
 - OUTER: CRIMP
 - INNER: SOLDER
- CRIMP SIZE REQUIRED:
 - FERRULE: .610 [15.49] HEX. CRIMP TOOL
 - CONTACT: SOLDER

THE INFORMATION CONTAINED IN THIS DRAWING IS THE SOLE PROPERTY OF INFINITE ELECTRONICS, INC. ANY REPRODUCTION IN PART OR WHOLE WITHOUT THE WRITTEN PERMISSION OF INFINITE ELECTRONICS, INC. IS PROHIBITED. THESE COMMODITIES, TECHNOLOGY OR SOFTWARE WERE EXPORTED FROM THE UNITED STATES IN ACCORDANCE WITH THE EXPORT ADMINISTRATION REGULATIONS. DIVERSION CONTRARY TO U.S. LAW PROHIBITED.

UNLESS OTHERWISE SPECIFIED
LEADING DIMENSIONS ARE INCHES
DIMENSIONS IN [] ARE MILLIMETERS

TOLERANCES:
X = ±.2 [5] FRACTIONS
.XX = ±.02 [.5] ± 1/32
.XXX = ±.005 [.13] ANGLES ± 1°
CABLE LENGTH TOLERANCES:
≤ 12 [305] = ±.1 [25] / -0
> 12 [305] ≤ 60 [1524] = +.2 [51] / -0
> 60 [1524] ≤ 120 [3048] = +.4 [102] / -0
> 120 [3048] ≤ 300 [7620] = +.6 [152] / -0
> 300 [7620] = +.6% / -0
ALL DIMENSIONS ARE FOR REFERENCE ONLY
AND SUBJECT TO CHANGE WITHOUT NOTICE

PE PASTERNAK
an INFINIT® brand

Website: www.Pasternack.com
Phone: 1.866.727.8376 | 1.949.261.1920

DESCRIPTION

7/16 DIN Male (Plug) Connector For 0.600 inch, LMR-600, LMR-600-DB Cable, Crimp/Solder



INTERPRET ALL DIMENSIONS AND TOLERANCES PER ASME Y14.5
SCALE NONE
SHEET 1 OF 1

SIZE	CAGE CODE	DRAWN BY	ITEM NO.	REV
A	53919	HBAKKE	PE4090	A

Low Loss Flexible LMR-600-FR Outdoor Rated Coax Cable Double Shielded with Black PE Jacket Fire Rated



LMR-600-FR



Times Microwave Systems Connector Specification

Configuration

- Low Loss, Outdoor Flexible Cable
- 2 Shield(s)

Features

- CMR Riser Rated Coax
- Non-Halogen, Low Smoke PE Jacket
- Max Operating Frequency of 8 GHz
- Phase Velocity 85% VoP
- Max Operating Temperature +85°C
- Min Install Bend Radius of 1.5 inches

Applications

- In-Building Riser Runs
- Short Antenna Installs
- RF Test Systems
- General Purpose RF Interconnect
- Laboratory Applications

Description

LMR-600-FR Fire Rated version of the 600 series Low Loss Coax from Times Microwave is part of the large product offering by Pasternack of radio frequency coaxial cable types specifically stocked to be ready for same-day shipment. Pasternack LMR-600-FR coax cable is manufactured in a flexible design and has a 50 Ohm impedance. This low loss and CMR riser rated 50 Ohm coax cable LMR-600-FR is constructed with a 0.590 inch diameter and Black PE jacket.

LMR-600-FR flexible 50 Ohm coax cable with PE jacket is rated for a 8 GHz maximum operating frequency. This 50 Ohm 0.590 inch diameter and low loss fire rated coax cable is built with an aluminum double shield count and RF shielding of 90 dB. Times Microwave LMR-600-FR PE coax is constructed with Foam PE dielectric and a maximum operating temperature of 85 degrees C. Pasternack's offering of LMR-600-FR coax cable provides specs for this wire on its RF coax cable LMR-600-FR datasheet.

LMR-600-FR cable is part of more than one million RF, microwave parts in stock at Pasternack. This Times Microwave low loss flexible LMR-600-FR coax cable is ready to buy and can be shipped worldwide. Pasternack also maintains a wide selection of other radio frequency coaxial cable types that ship same-day from our warehouse as with the rest of our other RF/microwave components.

* LMR™ is a trademark of Times Microwave Systems.

Electrical Specifications

Description	Minimum	Typical	Maximum	Units
Frequency Range	DC		8	GHz
Impedance		50		Ohms
Velocity of Propagation		85		%
Time Delay		1.17 [3.84]		ns/ft [ns/m]
Shielding Effectiveness	90			dB
Dielectric Withstanding Voltage (DC)			4,000	Vdc
Jacket Spark			8,000	Vrms
Inner Conductor DC Resistance			0.53	Ohms/1000ft

Low Loss Flexible LMR-600-FR Outdoor Rated Coax Cable Double Shielded with Black PE Jacket Fire Rated



LMR-600-FR

Electrical Specifications

Description	Minimum	Typical	Maximum	Units
Outer Conductor DC Resistance			1.2	Ohms/1000ft
Nominal Capacitance		23.4 [76.77]		pF/ft [pF/m]
Nominal Inductance		0.058 [0.19]		uH/ft [uH/m]
Input Power (Peak)			40	kWatts

Performance by Frequency Band

Description	F1	F2	F3	F4	F5	Units
Frequency	50	150	220	450	900	MHz
Attenuation, Typ	0.5	1	1.2	1.7	2.5	dB/100ft
	1.64	3.28	3.94	5.58	8.2	dB/100m
Input Power (CW), Max	4,240	2,410	1,970	1,350	930	Watts

Description	F6	F7	F8	F9	F10	Units
Frequency	1.5	1.8	2	2.5	8	GHz
Attenuation, Typ	3.3	3.7	3.9	4.4	7.3	dB/100ft
	10.83	12.14	12.8	14.44	23.95	dB/100m
Input Power (CW), Max	700	630	590	520	320	Watts

Mechanical Specifications

Diameter	0.59 in [14.99 mm]
Weight	0.165 lbs/ft [0.25 kg/m]
Min. Bend Radius (Installation)	1.5 in [38.1 mm]
Min. Bend Radius (Repeated)	6 in [152.4 mm]
Bending Moment	2.75 lbs-ft [3.73 N-m]
Tensile Strength	350 lbs [158.76 kg]
Flat Plate Crush	60 lbs/in [1.07 kg/mm]

Construction Specifications

Description	Material and Plating	Diameter
Inner Conductor	Copper, 1 Strand	0.176 in [4.47 mm]
Conductor Type	Solid	
Dielectric	Foam PE	0.455 in [11.56 mm]
First Shield	Aluminum Tape	
Second Shield	Tinned Copper	
Jacket	PE, Black	0.59 in [14.99 mm]

Low Loss Flexible LMR-600-FR Outdoor Rated Coax Cable Double Shielded with Black PE Jacket Fire Rated



LMR-600-FR

Environmental Specifications

Temperature

Operating Range	-40 to +85 deg C
Installation Range	-40 to +85 deg C
Storage Range	-70 to +85 deg C

Compliance Certifications (see [product page](#) for current document)

Plotted and Other Data

Notes:

Low Loss Flexible LMR-600-FR Outdoor Rated Coax Cable Double Shielded with Black PE Jacket Fire Rated from Pasternack Enterprises has same day shipment for domestic and International orders. Our RF, microwave and millimeter wave products maintain a 99.4% availability and are part of the broadest selection in the industry.

Click the following link (or enter part number in "SEARCH" on website) to obtain additional part information including price, inventory and certifications: [Low Loss Flexible LMR-600-FR Outdoor Rated Coax Cable Double Shielded with Black PE Jacket Fire Rated LMR-600-FR](#)

URL: <https://www.pasternack.com/low-loss-flexible-lmr-600-fr-pe-jacket-aluminum-tape-over-tinned-copper-outer-conductor-double-shielded-lmr-600-fr-p.aspx>

The information contained within this document is accurate to the best of our knowledge and representative of the part described herein. It may be necessary to make modifications to the part and/or the documentation of the part in order to implement improvements. Pasternack Enterprises reserves the right to make such changes as required. Unless otherwise stated, all specifications are nominal. Pasternack Enterprises does not make any representation or warranty regarding the suitability of the part described herein for any particular purpose, and Pasternack Enterprises does not assume liability arising out of the use of any part or document.

Low Loss Flexible LMR-600-FR Outdoor Rated Coax Cable Double Shielded with Black PE Jacket Fire Rated

