



1.0/2.3 Jack Bulkhead Connector Crimp/Solder Attachment For RG174, RG316, RG188, .217 inch DD Hole

TECHNICAL DATA SHEET

PE44254

1.0/2.3 Jack Bulkhead Connector Crimp/Solder Attachment For RG174, RG316, RG188, .217 inch DD Hole

Configuration

Connector	1.0/2.3 Jack
Connector Interface Type	RG174, RG316, RG188
Cable Attachment Method (Shield/Contact)	Crimp/Solder
Body Style	Straight
Mount Method	Bulkhead

Electrical Specifications

Impedance, Ohms	50
-----------------	----

Mechanical Specifications

Size

Length, in [mm]	0.955 [24.26]
Width/Dia., in [mm]	0.275 [6.99]
Weight, lbs [g]	0.006 [2.72]

Connector

Type	1.0/2.3 Jack
Contact Material and Plating	Gold
Body Material and Plating	Brass, Gold
Dielectric Type	PTFE

Compliance Certifications (visit www.Pasternack.com for current document)

RoHS Compliant	Yes
----------------	-----

Plotted and Other Data

Notes:	Values at 25 °C, sea level
--------	----------------------------

1.0/2.3 Jack Bulkhead Connector Crimp/Solder Attachment For RG174, RG316, RG188, .217 inch DD Hole from Pasternack Enterprises has same day shipment for domestic and International orders. Our RF, microwave and fiber optic products maintain a 99% availability and are part of the broadest selection in the industry.

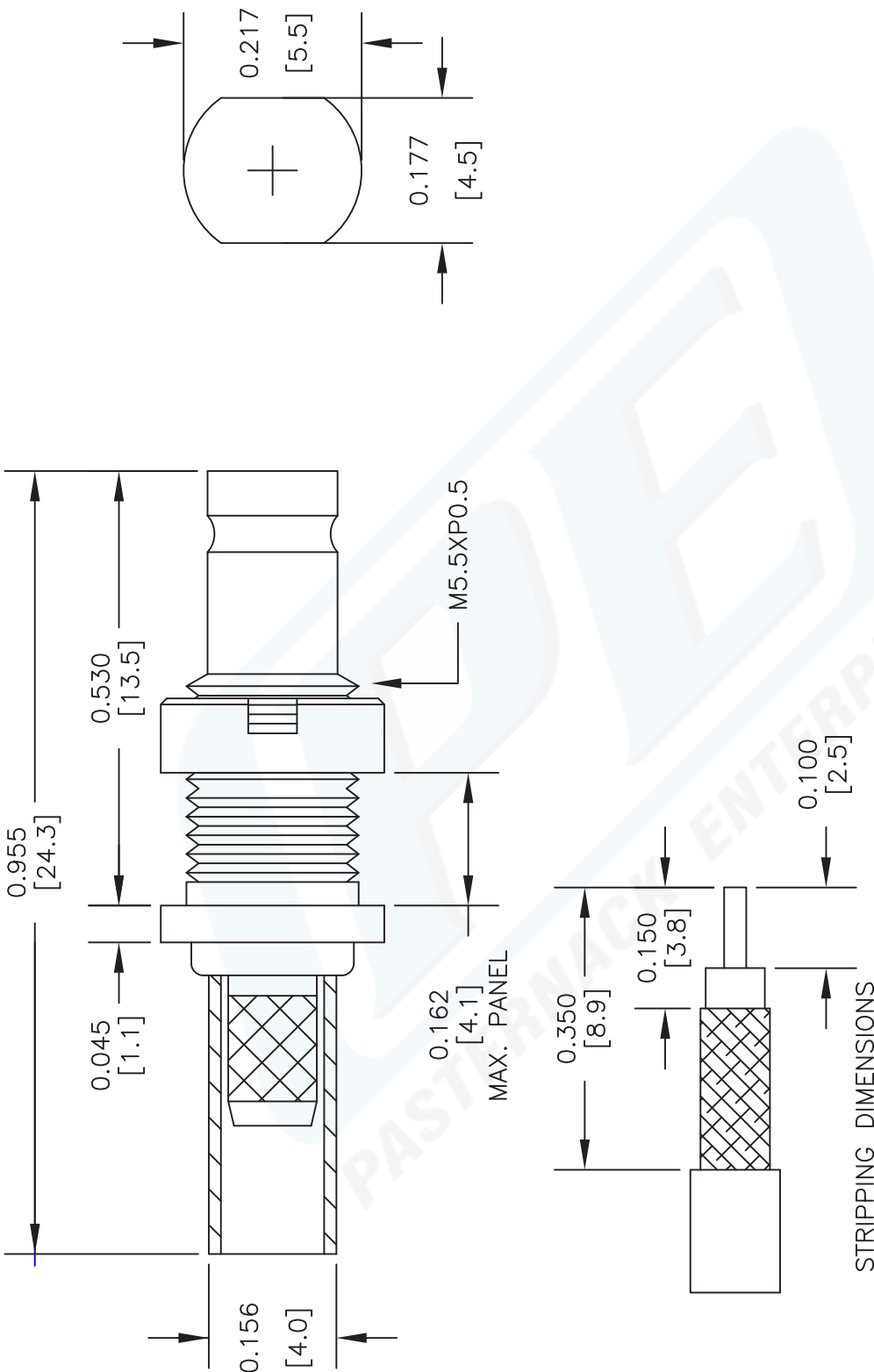
Click the following link (or enter part number in "SEARCH" on website) to obtain additional part information including price, inventory and certifications: [1.0/2.3 Jack Bulkhead Connector Crimp/Solder Attachment For RG174, RG316, RG188, .217 inch DD Hole PE44254](http://www.pasternack.com/1.0-2.3-jack-standard-rg174-rg316-rg188-connector-pe44254-p.aspx)

URL: <http://www.pasternack.com/1.0-2.3-jack-standard-rg174-rg316-rg188-connector-pe44254-p.aspx>

The information contained in this document is accurate to the best of our knowledge and representative of the part described herein. It may be necessary to make modifications to the part and/or the documentation of the part, in order to implement improvements. Pasternack reserves the right to make such changes as required. Unless otherwise stated, all specifications are nominal.

PE44254 CAD Drawing

1.0/2.3 Jack Bulkhead Connector Crimp/Solder Attachment
For RG174, RG316, RG188, .217 inch DD Hole



CRIMP SIZE REQUIRED

CONTACT: SOLDER
FERRULE: .128" HEX CRIMP TOOL

PE PASTERNAK®
Pasternack Enterprises, Inc.
P.O. Box 16759 | Irvine | CA | 92623
Phone: (949) 261-1920 | Fax: (949) 261-7451
Website: www.pasternack.com | E-Mail: sales@pasternack.com

DWG TITLE
PE44254

FSCM NO. 53919

NOTES:
1. UNLESS OTHERWISE SPECIFIED ALL DIMENSIONS ARE NOMINAL.
2. ALL SPECIFICATIONS ARE SUBJECT TO CHANGE WITHOUT NOTICE AT ANY TIME.
3. DIMENSIONS ARE IN INCHES [mm].
4. FITS MIL-C-17 AND EQUIVALENT CABLES.

CAD FILE 080102

SCALE N/A

SIZE A

2233



1.0/2.3 Jack Bulkhead Connector Crimp/Solder Attachment For RG174, RG316, RG188, .217 inch DD Hole

TECHNICAL DATA SHEET

PE44254

1.0/2.3 Jack Bulkhead Connector Crimp/Solder Attachment For RG174, RG316, RG188, .217 inch DD Hole

Configuration

Connector	1.0/2.3 Jack
Connector Interface Type	RG174, RG316, RG188
Cable Attachment Method (Shield/Contact)	Crimp/Solder
Body Style	Straight
Mount Method	Bulkhead

Electrical Specifications

Impedance, Ohms	50
-----------------	----

Mechanical Specifications

Size

Length, in [mm]	0.955 [24.26]
Width/Dia., in [mm]	0.275 [6.99]
Weight, lbs [g]	0.006 [2.72]

Connector

Type	1.0/2.3 Jack
Contact Material and Plating	Gold
Body Material and Plating	Brass, Gold
Dielectric Type	PTFE

Compliance Certifications (visit www.Pasternack.com for current document)

RoHS Compliant	Yes
----------------	-----

Plotted and Other Data

Notes:	Values at 25 °C, sea level
--------	----------------------------

1.0/2.3 Jack Bulkhead Connector Crimp/Solder Attachment For RG174, RG316, RG188, .217 inch DD Hole from Pasternack Enterprises has same day shipment for domestic and International orders. Our RF, microwave and fiber optic products maintain a 99% availability and are part of the broadest selection in the industry.

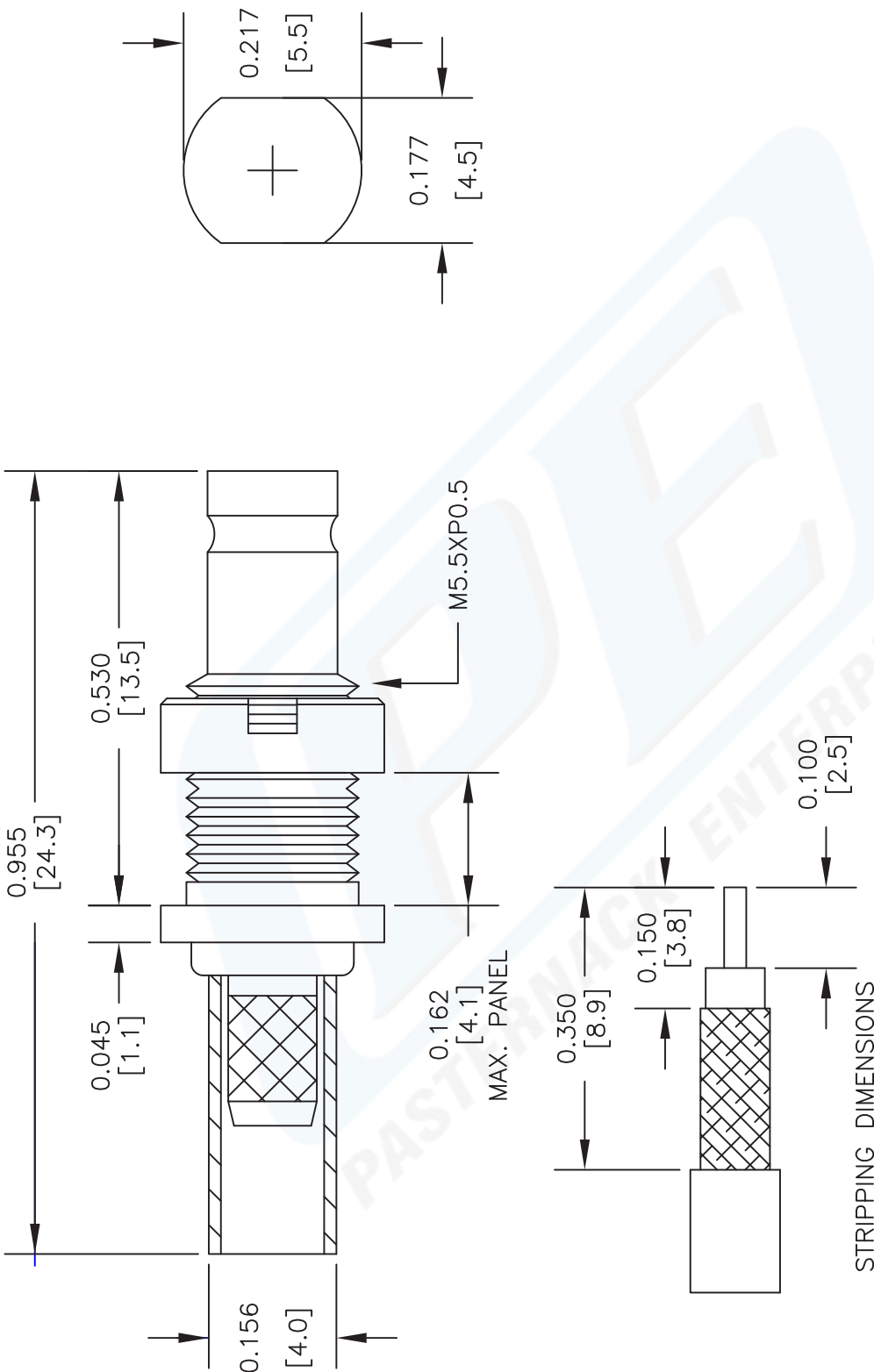
Click the following link (or enter part number in "SEARCH" on website) to obtain additional part information including price, inventory and certifications: [1.0/2.3 Jack Bulkhead Connector Crimp/Solder Attachment For RG174, RG316, RG188, .217 inch DD Hole PE44254](http://www.pasternack.com/1.0-2.3-jack-standard-rg174-rg316-rg188-connector-pe44254-p.aspx)

URL: <http://www.pasternack.com/1.0-2.3-jack-standard-rg174-rg316-rg188-connector-pe44254-p.aspx>

The information contained in this document is accurate to the best of our knowledge and representative of the part described herein. It may be necessary to make modifications to the part and/or the documentation of the part, in order to implement improvements. Pasternack reserves the right to make such changes as required. Unless otherwise stated, all specifications are nominal.

PE44254 CAD Drawing

1.0/2.3 Jack Bulkhead Connector Crimp/Solder Attachment
For RG174, RG316, RG188, .217 inch DD Hole



CONTACT: SOLDER

FERRULE: .128" HEX CRIMP TOOL

NOTES:
1. UNLESS OTHERWISE SPECIFIED ALL DIMENSIONS ARE NOMINAL.
2. ALL SPECIFICATIONS ARE SUBJECT TO CHANGE WITHOUT NOTICE AT ANY TIME.
3. DIMENSIONS ARE IN INCHES [mm].
4. FITS MIL-C-17 AND EQUIVALENT CABLES.

DWG TITLE
PE44254

FSCM NO. 53919

CAD FILE 080102 SCALE N/A SIZE A 2233

P**E** **PASTERNAK®**
Pasternack Enterprises, Inc.
P.O. Box 16759 | Irvine | CA | 92623
Phone: (949) 261-1920 | Fax: (949) 261-7451
Website: www.pasternack.com | E-Mail: sales@pasternack.com



RG174 Non-Magnetic Flexible Coaxial Cable, Single Shielded with Black PVC Jacket

RF Cables Technical Data Sheet

RG174NM

Configuration

- Non-Magnetic Flexible Cable
- 1 Shield(s)

Features

- Max Frequency 100 MHz
- Magnetic Susceptibility 10^{-5}

Applications

- General Purpose Test
- Medical
- Quantum Computing
- Custom Cable Assemblies
- Military and Aerospace

Description

RG174NM part number from Pasternack is a RG174 non-magnetic coax cable that is flexible. Pasternack flexible coax RF cable has an impedance of 50 Ohm and a PE dielectric. Our RG174 coax cable is constructed with a jacket made of PVC. This black-colored non-magnetic coax cable has a nominal capacitance of 31.7 pF/Ft.

The RG174 coax RF cable has a shield count of 1. Our coax cable from Pasternack has a maximum frequency of 0.1 GHz. Additional specifications for this RG174NM single-shielded RF coaxial cable are on our downloadable PDF datasheet above. This flexible coax RF cable has a minimum bend radius of 15 in along with 0.021 in of center conductor diameter.

Our RG174 coax cable can operate at temperatures ranging from -40 to +105 degrees C. The RG174NM flexible RF cable has a solid copper center conductor. This black-colored flexible RF cable with a 50 Ohm impedance has a typical insertion loss/ maximum attenuation of 12.5 dB/100ft at a frequency of 0.1 GHz.

Pasternack RG174 non-magnetic coax cables are part of over 40,000 RF, microwave, and millimeter wave components. These flexible cables and our other RF parts are available for same-day shipping worldwide. Custom RF cable assemblies using RG174, or other coax can be built and shipped the same business day as well.

Electrical Specifications

Description	Minimum	Typical	Maximum	Units
Frequency Range	DC		100	MHz
Impedance		50		Ohms
Nominal Capacitance		31.7 [104]		pF/ft [pF/m]

Click the following link (or enter part number in "SEARCH" on website) to obtain additional part information including price, inventory and certifications: [RG174 Non-Magnetic Flexible Coaxial Cable, Single Shielded with Black PVC Jacket RG174NM](#)



RG174 Non-Magnetic Flexible Coaxial Cable, Single Shielded with Black PVC Jacket

RF Cables Technical Data Sheet

RG174NM

Performance by Frequency Band

Description	F1	F2	F3	F4	F5	Units
Frequency	100					MHz
Attenuation, Typ	12.5					dB/100ft
	41.01					dB/100m

Mechanical Specifications

Min. Bend Radius (Repeated) 1.5 in [38.1 mm]

Construction Specifications

Description	Material and Plating	Diameter
Inner Conductor	Copper, 1 Strand	0.021 in [0.53 mm]
Conductor Type	Solid	
Dielectric	PE PE	0.063 in [1.6 mm]
Outer Conductor	Copper 100% coverage	0 in [0 mm]
Jacket	PVC, Black	[]

Environmental Specifications

Temperature

Operating Range -40 to 105 deg C

Storage Range -40 to 105 deg C

Environmental Specification Notes:

All tests performed in accordance with MIL-DTL-17 (current issue)

Click the following link (or enter part number in "SEARCH" on website) to obtain additional part information including price, inventory and certifications: [RG174 Non-Magnetic Flexible Coaxial Cable, Single Shielded with Black PVC Jacket RG174NM](#)



RG174 Non-Magnetic Flexible Coaxial Cable, Single Shielded with Black PVC Jacket

RF Cables Technical Data Sheet

RG174NM

Compliance Certifications (see [product page](#) for current document)

Plotted and Other Data

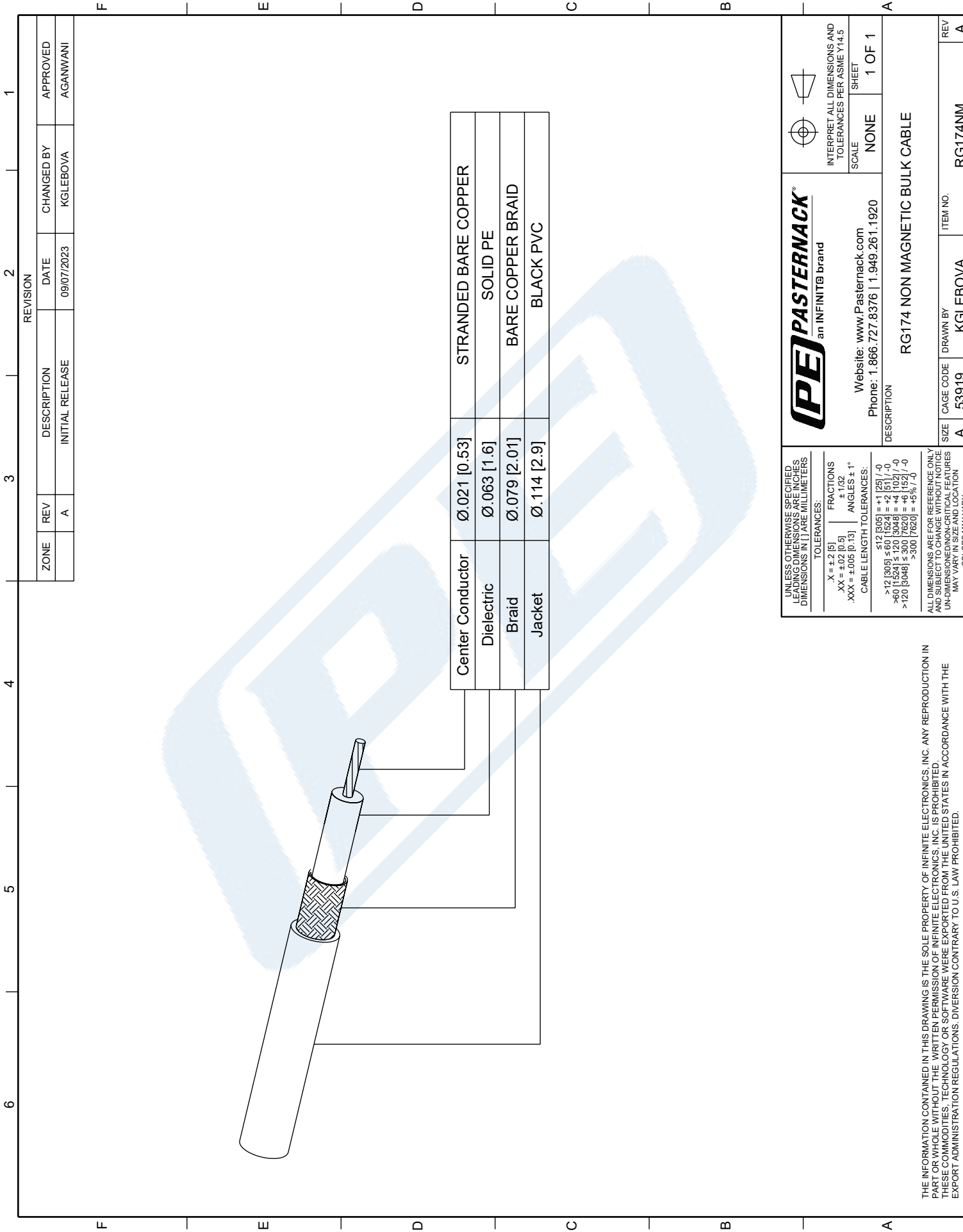
Notes:

RG174 Non-Magnetic Flexible Coaxial Cable, Single Shielded with Black PVC Jacket from Pasternack Enterprises has same day shipment for domestic and International orders. Our RF, microwave and millimeter wave products maintain a 99.4% availability and are part of the broadest selection in the industry.

Click the following link (or enter part number in "SEARCH" on website) to obtain additional part information including price, inventory and certifications: [RG174 Non-Magnetic Flexible Coaxial Cable, Single Shielded with Black PVC Jacket RG174NM](#)

URL: <https://www.pasternack.com/non-magnetic-flexible-pvc-jacket-single-shielded-rg174nm-p.aspx>

The information contained in this document is accurate to the best of our knowledge and representative of the part described herein. It may be necessary to make modifications to the part and/or the documentation of the part, in order to implement improvements. Pasternack reserves the right to make such changes as required. Unless otherwise stated, all specifications are nominal. Pasternack does not make any representation or warranty regarding the suitability of the part described herein for any particular purpose, and Pasternack does not assume any liability arising out of the use of any part or documentation.



REVISION			
ZONE	REV	DESCRIPTION	DATE
	A	INITIAL RELEASE	09/07/2023
		CHANGED BY	AGANWANI

Center Conductor	Ø.021 [0.53]	STRANDED BARE COPPER
Dielectric	Ø.063 [1.6]	SOLID PE
Braid	Ø.079 [2.01]	BARE COPPER BRAID
Jacket	Ø.114 [2.9]	BLACK PVC

UNLESS OTHERWISE SPECIFIED, LEADING DIMENSIONS ARE INCHES DIMENSIONS IN [] ARE MILLIMETERS

TOLERANCES:

X = ± 2 [5]	FRACTIONS ± 1/32
XX = ± 0.02 [0.5]	ANGLES ± 1°
XXX = ± 0.005 [0.13]	

CABLE LENGTH TOLERANCES:

≤ 12 [305]	± 1/2 [12.5] / -0
> 12 [305] ≤ 60 [1524]	± 1/4 [6.35] / -0
> 60 [1524] ≤ 120 [3048]	± 1/2 [12.5] / -0
> 120 [3048] ≤ 300 [7620]	± 1/2 [12.5] / -0
> 300 [7620]	± 1/2 [12.5] / -0

P**E** **PASTERNAK**
an INFINITI® brand

Website: www.Pasternack.com
Phone: 1.866.727.8376 | 1.949.261.1920

DESCRIPTION
RG174 NON MAGNETIC BULK CABLE

INTERPRET ALL DIMENSIONS AND TOLERANCES PER ASME Y14.5

SCALE
NONE

SHEET
1 OF 1

THE INFORMATION CONTAINED IN THIS DRAWING IS THE SOLE PROPERTY OF INFINITE ELECTRONICS, INC. ANY REPRODUCTION IN PART OR WHOLE WITHOUT THE WRITTEN PERMISSION OF INFINITE ELECTRONICS, INC. IS PROHIBITED. THESE COMMODITIES, TECHNOLOGY OR SOFTWARE WERE EXPORTED FROM THE UNITED STATES IN ACCORDANCE WITH THE EXPORT ADMINISTRATION REGULATIONS. DIVERSION CONTRARY TO U.S. LAW PROHIBITED.

T-Rev.D3

SIZE	CAGE CODE	DRAWN BY	ITEM NO.	REV
A	53919	KGLEBOVA	RG174NM	A