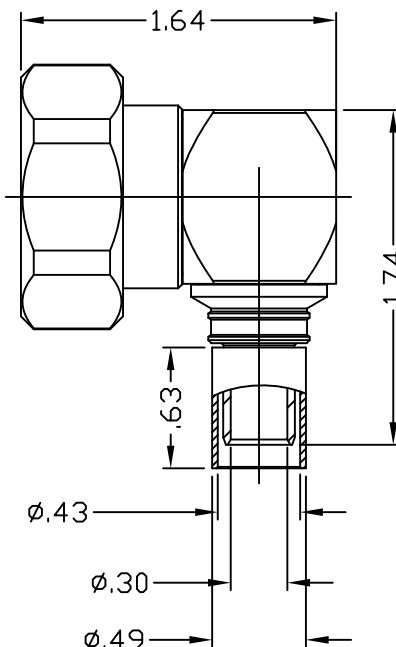
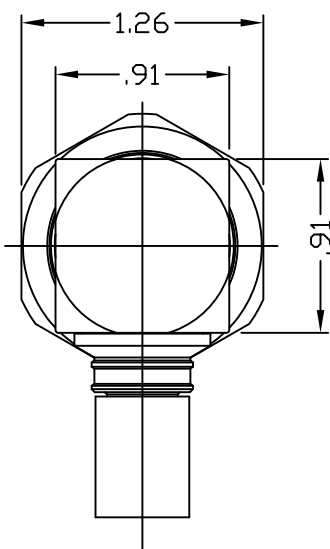


NOTICE OF PROPRIETARY RIGHTS THIS DOCUMENT CONTAINS CONFIDENTIAL TECHNICAL DATA, INCLUDING TRADE SECRETS, PROPRIETARY TO TIMES MICROWAVE SYSTEMS. DISCLOSURE OF THIS DATA IS EXPRESSLY CONDITIONED UPON YOUR ASSENT THAT ITS USE IS LIMITED TO USE WITHIN YOUR COMPANY ONLY. ANY OTHER USE IS STRICTLY PROHIBITED WITHOUT THE PRIOR WRITTEN CONSENT OF TIMES MICROWAVE SYSTEMS.

SYM	REVISION DESCRIPTION	DFTM	DATE	APPD	DATE
A	RELEASED FOR PRODUCTION	K.A.M.	3/31/10	J.B.D.	5/17/10



Reference standard IEC60169-4

I Electric Performance

Nominal Impedance(Ω): 50
Frequency Range: DC-3GHz
VSWR: ≤ 1.15
INSERT LOSS: ≤ 0.1
Insulation resistance(M Ω) 10000
Proof voltage(V) 2500
Conductor resistance(m Ω) outer conductor ≤ 0.2
inner conductor ≤ 0.8

II Mechanical Performance

Pin torque 25N.m
(Nut)Whorl pull 1000N
Tensile force(cable-connect) 400N
Torsion(cable-connect) 2N.m

III Material and plating

Component	Material
Inner conductor	Spring Copper
Outer conductor	Brass
Ferrule	Copper
Nut	Brass
Gasket	Silicone rubber
Insulator	PTFE

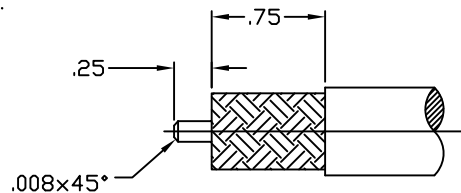
Plating
Ag 200 micro inches
Copper-tin-zin (Albaloy) 150 micro inches
Copper-tin-zin (Albaloy) 150 micro inches
Copper-tin-zin (Albaloy) 150 micro inches

IV Environment

Temp.range -55 $^{\circ}$ C~+155 $^{\circ}$ C
Weather standard IEC 60068 55 / 155/ 56
Thermal shock US MIL-STD 202,Meth.107,Cond.B
Vibration US MIL-STD 202,Meth.204,Cond.B
Shock US MIL-STD 202,Meth.213,Cond.I
Waterproofing standard IP67

V Assembly: inner conductor installed and
outer conductor crimped

VI ROHS Compliant.

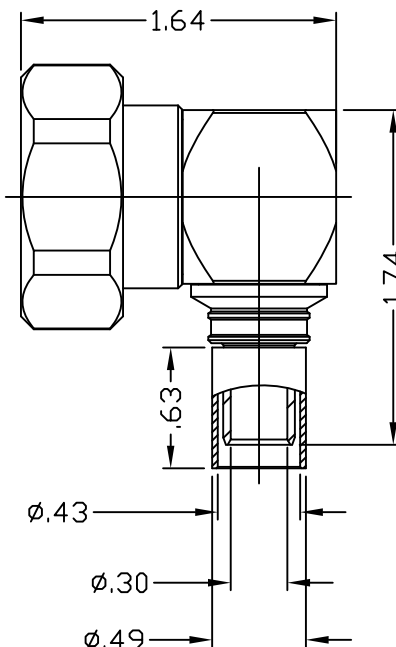
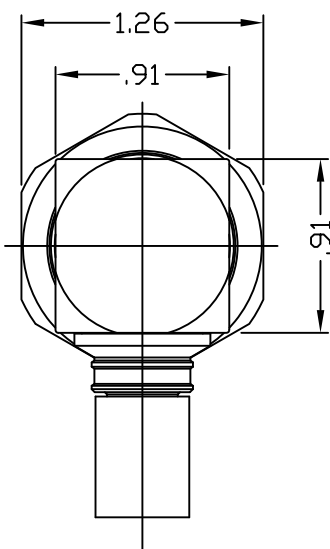


Recommended
cable stripping Dim's

MATL:	UNLESS OTHERWISE SPECIFIED		DFTM. K. A. M.	TIMES MICROWAVE SYSTEMS	
	ALL DIMENSIONS ARE IN INCHES		DATE 3/31/10		
USED ON: 0			CHKD. J. D. B.	90° 7/16 MALE FOR LMR400 CABLE	
			DATE 5/17/10		
SCALE: ~	DWG. SIZE A		APPD. J. D. B.	1 of 1 SD3190-2545	
			DATE 5/17/10		
DO NOT SCALE DRAWING		CODE IDENT 68999	DATE 5/17/10	SH 1 of 1	REV A

NOTICE OF PROPRIETARY RIGHTS THIS DOCUMENT CONTAINS CONFIDENTIAL TECHNICAL DATA, INCLUDING TRADE SECRETS, PROPRIETARY TO TIMES MICROWAVE SYSTEMS. DISCLOSURE OF THIS DATA IS EXPRESSLY CONDITIONED UPON YOUR ASSENT THAT ITS USE IS LIMITED TO USE WITHIN YOUR COMPANY ONLY. ANY OTHER USE IS STRICTLY PROHIBITED WITHOUT THE PRIOR WRITTEN CONSENT OF TIMES MICROWAVE SYSTEMS.

SYM	REVISION DESCRIPTION	DFTM	DATE	APPD	DATE
A	RELEASED FOR PRODUCTION	K.A.M.	3/31/10	J.B.D.	5/17/10



Reference standard IEC60169-4

I Electric Performance

Nominal Impedance(Ω): 50
Frequency Range: DC-3GHz
VSWR: ≤ 1.15
INSERT LOSS: ≤ 0.1
Insulation resistance(M Ω) 10000
Proof voltage(V) 2500
Conductor resistance(m Ω) outer conductor ≤ 0.2
inner conductor ≤ 0.8

II Mechanical Performance

Pin torque 25N.m
(Nut)Whorl pull 1000N
Tensile force(cable-connect) 400N
Torsion(cable-connect) 2N.m

III Material and plating

Component	Material
Inner conductor	Spring Copper
Outer conductor	Brass
Ferrule	Copper
Nut	Brass
Gasket	Silicone rubber
Insulator	PTFE

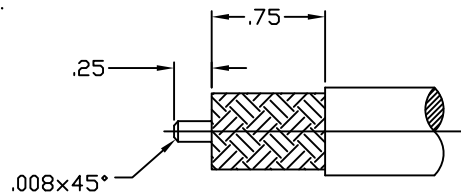
Plating
Ag 200 micro inches
Copper-tin-zin (Albaloy) 150 micro inches
Copper-tin-zin (Albaloy) 150 micro inches
Copper-tin-zin (Albaloy) 150 micro inches

IV Environment

Temp.range -55°C~+155°C
Weather standard IEC 60068 55 / 155/ 56
Thermal shock US MIL-STD 202,Meth.107,Cond.B
Vibration US MIL-STD 202,Meth.204,Cond.B
Shock US MIL-STD 202,Meth.213,Cond.I
Waterproofing standard IP67

V Assembly: inner conductor installed and
outer conductor crimped

VI ROHS Compliant.



Recommended
cable stripping Dim's

MATL:	UNLESS OTHERWISE SPECIFIED		DFTM. K. A. M.	TIMES MICROWAVE SYSTEMS	
	ALL DIMENSIONS ARE IN INCHES		DATE 3/31/10		
USED ON: 0			CHKD. J. D. B.	90° 7/16 MALE FOR LMR400 CABLE	
			DATE 5/17/10		
SCALE: ~	DWG. SIZE A		APPD. J. D. B.	1 of 1 SD3190-2545	
			DATE 5/17/10		
DO NOT SCALE DRAWING		CODE IDENT 68999	DATE 5/17/10	SH 1 of 1	REV A

Low Loss Flexible LMR-240-LLPX Rated Coax Cable with Fluoropolymer Jacket



LMR-240-LLPX

Configuration

- Low Loss Flexible Cable

Features

- Max Operating Frequency of 8 GHz
- Phase Velocity 76% VoP
- Max Operating Temperature +125°C

Applications

- Laboratory Applications
- General Purpose RF Interconnect

Description

The LMR-240-LLPX part number from Pasternack is a low-loss coax cable that is flexible. Pasternack flexible coax RF cable has an impedance of 50 Ohm and a PTFE dielectric. Our LMR-240-LLPX coax cable is constructed with a 0.21-inch jacket made of polyethylene. This RF coaxial cable is ideal for laboratory applications and general purpose RF interconnect applications. This red-colored low-loss coax cable has a nominal capacitance of 26.7 pF/Ft.

This LMR-240-LLPX flexible RF cable has a minimum RF shielding of 90 dB. Our coax cable from Pasternack has a maximum frequency of 8 GHz. Additional specifications for this LMR-240-LLPX RF coaxial cable are on our downloadable PDF datasheet above. This low-loss RF cable has a one-time minimum bend radius of 0.75 inches and a repeat minimum bend radius of 2.5 inches.


Our LMR-240-LLPX coax cable can operate at temperatures ranging from -40 to 125 degrees C. Our coax cable has a typical loss/attenuation of 1.4, 3.1, 5.4, 7.6, 9.9, 11.5, 12.9, 15.1, 20, and 24.3 dB/100ft at frequencies of 30 MHz, 150 MHz, 450 MHz, 900 MHz, 1.5 GHz, 2 GHz, 2.5 GHz, 3.4 GHz, 5.8 GHz, and 8 GHz, respectively. The LMR-240-LLPX flexible RF cable has a copper center conductor.

Pasternack LMR-240-LLPX low-loss coax cables are part of our RF, microwave, and millimeter wave components. These flexible cables and our other RF parts are available for same-day shipping worldwide. Custom RF cable assemblies using LMR-240-LLPX, or other coax can be built and shipped the same business day as well.

Electrical Specifications

Description	Minimum	Typical	Maximum	Units
Frequency Range	DC		8	GHz
Impedance		50		Ohms
Velocity of Propagation		76		%
Shielding Effectiveness	90			dB
Operating Voltage (DC)			1,500	Vdc
Jacket Spark			5,000	Vrms
Inner Conductor DC Resistance			4	Ohms/1000ft
Outer Conductor DC Resistance			3.9	Ohms/1000ft
Nominal Capacitance		26.7 [87.6]		pF/ft [pF/m]
Nominal Inductance		0.067 [0.22]		uH/ft [uH/m]

Low Loss Flexible LMR-240-LLPX Rated Coax Cable with Fluoropolymer Jacket



LMR-240-LLPX

Electrical Specifications

Description	Minimum	Typical	Maximum	Units
Input Power (Peak)			5.6	kWatts

Performance by Frequency Band

Description	F1	F2	F3	F4	F5	Units
Frequency	0.03	0.15	0.45	0.9	1.5	GHz
Attenuation, Typ	1.4	3.1	5.4	7.6	9.9	dB/100ft
	4.59	10.17	17.72	24.93	32.48	dB/100m

Description	F6	F7	F8	F9	F10	Units
Frequency	2	2.5	3.4	5.8	8	GHz
Attenuation, Typ	11.5	12.9	15.1	20	24.3	dB/100ft
	37.73	42.32	49.54	65.62	79.72	dB/100m

Mechanical Specifications

Diameter	0.214 in [5.44 mm]
Weight	0.035 lbs/ft [0.05 kg/m]
Min. Bend Radius (Installation)	0.75 in [19.05 mm]
Min. Bend Radius (Repeated)	2.5 in [63.5 mm]
Tensile Strength	60 lbs [27.22 kg]
Flat Plate Crush	85 lbs/in [1.52 kg/mm]

Construction Specifications

Description	Material and Plating	Diameter
Inner Conductor	Copper, Strand	0.051 in [1.3 mm]
Dielectric	PTFE	0.15 in [3.81 mm]
Outer Conductor	Aluminum Tape	0 in [0 mm]
Jacket	Fluoropolymer	0.214 in [5.44 mm]

Environmental Specifications


Temperature	
Operating Range	-40 to +125 deg C
Installation Range	-40 to +125 deg C
Storage Range	-40 to +125 deg C

Compliance Certifications (see [product page](#) for current document)

Plotted and Other Data

Notes:

Low Loss Flexible LMR-240-LLPX Rated Coax Cable with Fluoropolymer Jacket



LMR-240-LLPX

Low Loss Flexible LMR-240-LLPX Rated Coax Cable with Fluoropolymer Jacket from Pasternack Enterprises has same day shipment for domestic and International orders. Our RF, microwave and millimeter wave products maintain a 99.4% availability and are part of the broadest selection in the industry.

Click the following link (or enter part number in "SEARCH" on website) to obtain additional part information including price, inventory and certifications: [Low Loss Flexible LMR-240-LLPX Rated Coax Cable with Fluoropolymer Jacket LMR-240-LLPX](#)

URL: <https://www.pasternack.com/low-loss-flexible-lmr240llpx-fluoropolymer-jacket-lmr-240-llpx-p.aspx>

The information contained within this document is accurate to the best of our knowledge and representative of the part described herein. It may be necessary to make modifications to the part and/or the documentation of the part in order to implement improvements. Pasternack Enterprises reserves the right to make such changes as required. Unless otherwise stated, all specifications are nominal. Pasternack Enterprises does not make any representation or warranty regarding the suitability of the part described herein for any particular purpose, and Pasternack Enterprises does not assume liability arising out of the use of any part or document.

LMR-240-LLPX CAD Drawing
Low Loss Flexible LMR-240-LLPX Rated Coax Cable with Fluoropolymer Jacket

