

N Female Low PIM Connector Solder Attachment 4 Hole Flange Mount for SPF-250, SPO-250, SPP- 250-LLPL, 1/4" Superflexible, PE-1/4SFHC



PE45991

Configuration

- N Female Connector
- 50 Ohms
- Straight Body Geometry
- Connector Interface Types: SPF-250, SPO-250, SPP-250-LLPL, 1/4" Superflexible, PE-1/4SFHC
- 4 Hole Flange
- Low PIM Design

Features

- Max. Operating Frequency 6 GHz
- Silver Plated Bronze Contact
- Max of VSWR 1.2:1 at 3GHz, Max of VSWR 1.35:1 at 6GHz
- PIM is less than -160dBc at 1.8GHz typical

Applications

- General Purpose Test
- Rack and Panel Mount Applications
- Wireless Communications
- Custom Cable Assemblies
- Low PIM Applications

Description

Pasternack's PE45991 type N , N, Low PIM, Connector is part of our full line of RF components available for same-day shipping. Our type N female connector operates up to a maximum frequency of 6 GHz. This type N 4 hole flange connector allows designers to create external connections on their product enclosures, and can be used in a variety of other rack mount and panel mount applications.

Our type N female 4 hole flange connector PE45991 datasheet specifications and drawing with dimensions are shown below in this PDF. Pasternack's broad catalog of RF, microwave and millimeter wave connectors allows designers to configure and customize their signal connections however they like. Whether the need is to provide an I/O for a board design, or simply create a custom cable assembly configuration, Pasternack has the right connector for the job. Pasternack can also expertly build your custom cable assemblies for you and ship same-day.

Electrical Specifications

Description	Minimum	Typical	Maximum	Units
Frequency Range	DC		6	GHz
Dielectric Withstanding Voltage (AC)			1,000	Vrms
Impedance		50		Ohms

Mechanical Specifications

Size

Length	1.18 in [29.97 mm]
Width	1 in [25.40 mm]
Height	1 in [25.4 mm]
Weight	0.09 lbs [40.82 g]

Material Specifications

Description	Material	Plating
Contact	Bronze	Silver
Insulation	PTFE	
Outer Conductor	Bronze	Tri-Metal
Body	Brass	Tri-Metal

N Female Low PIM Connector Solder Attachment
4 Hole Flange Mount for SPF-250, SPO-250, SPP-
250-LLPL, 1/4" Superflexible, PE-1/4SFHC



PE45991

Environmental Specifications

Temperature

Operating Range

-40 to +155 deg C

Environmental Specification Notes:

EC 61169-16

Compliance Certifications (see [product page](#) for current document)

Plotted and Other Data

Notes:

N Female Low PIM Connector Solder Attachment 4 Hole Flange Mount for SPF-250, SPO-250, SPP-250-LLPL, 1/4" Superflexible, PE-1/4SFHC from Pasternack Enterprises has same day shipment for domestic and International orders. Our RF, microwave and millimeter wave products maintain a 99.4% availability and are part of the broadest selection in the industry.

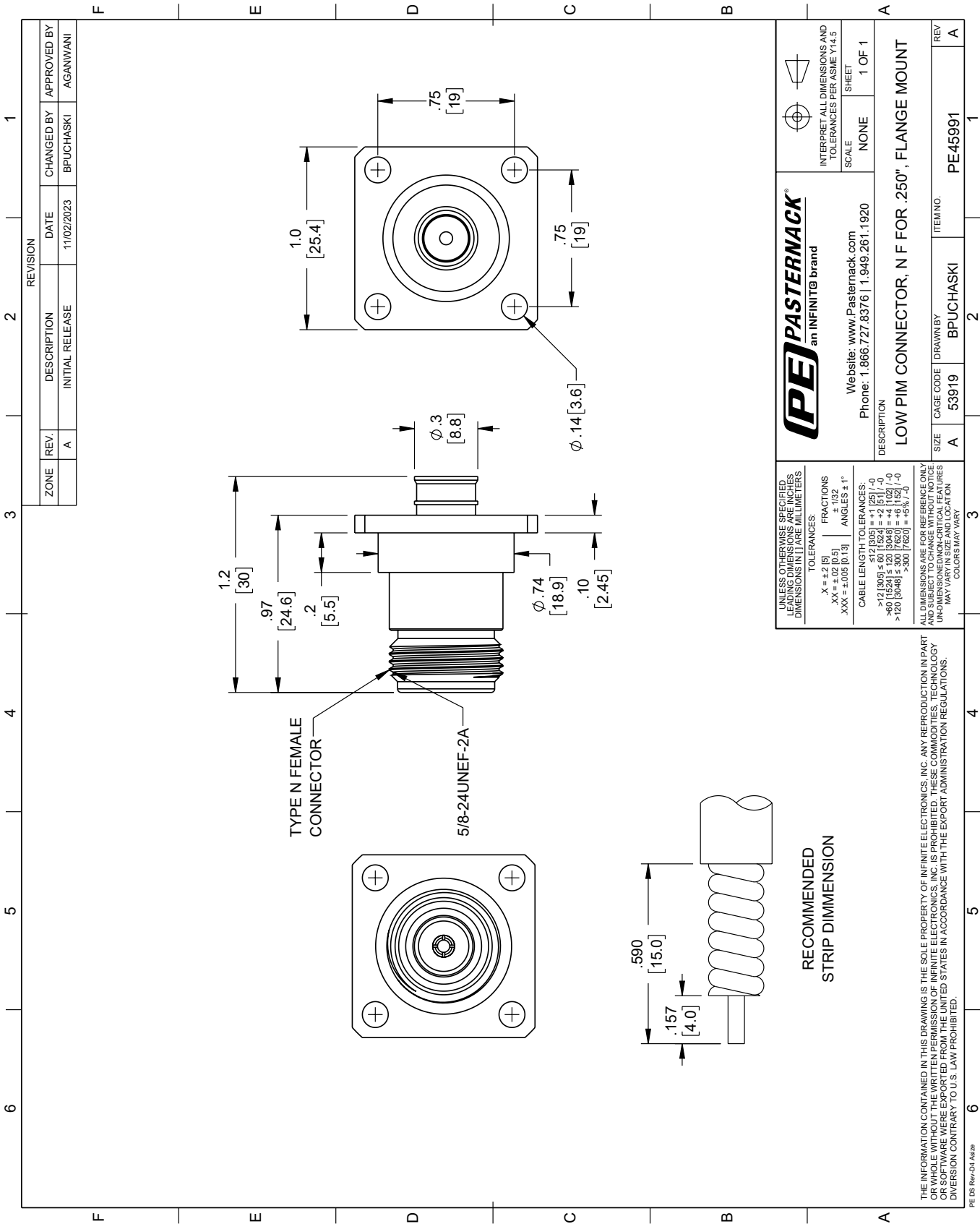
Click the following link (or enter part number in "SEARCH" on website) to obtain additional part information including price, inventory and certifications: [N Female Low PIM Connector Solder Attachment 4 Hole Flange Mount for SPF-250, SPO-250, SPP-250-LLPL, 1/4" Superflexible, PE-1/4SFHC PE45991](#)

URL: <https://www.pasternack.com/n-female-spf-250-spo-250-spp-250-llpl-connector-pe45991-p.aspx>

The information contained within this document is accurate to the best of our knowledge and representative of the part described herein. It may be necessary to make modifications to the part and/or the documentation of the part in order to implement improvements. Pasternack Enterprises reserves the right to make such changes as required. Unless otherwise stated, all specifications are nominal. Pasternack Enterprises does not make any representation or warranty regarding the suitability of the part described herein for any particular purpose, and Pasternack Enterprises does not assume liability arising out of the use of any part or document.

PE45991 CAD Drawing

N Female Low PIM Connector Solder Attachment 4 Hole Flange Mount for SPF-250, SPO-250, SPP-250-LLPL, 1/4" Superflexible, PE-1/4SFHC



N Female Low PIM Connector Solder Attachment 4 Hole Flange Mount for SPF-250, SPO-250, SPP- 250-LLPL, 1/4" Superflexible, PE-1/4SFHC



PE45991

Configuration

- N Female Connector
- 50 Ohms
- Straight Body Geometry
- Connector Interface Types: SPF-250, SPO-250, SPP-250-LLPL, 1/4" Superflexible, PE-1/4SFHC
- 4 Hole Flange
- Low PIM Design

Features

- Max. Operating Frequency 6 GHz
- Silver Plated Bronze Contact
- Max of VSWR 1.2:1 at 3GHz, Max of VSWR 1.35:1 at 6GHz
- PIM is less than -160dBc at 1.8GHz typical

Applications

- General Purpose Test
- Rack and Panel Mount Applications
- Wireless Communications
- Custom Cable Assemblies
- Low PIM Applications

Description

Pasternack's PE45991 type N , N, Low PIM, Connector is part of our full line of RF components available for same-day shipping. Our type N female connector operates up to a maximum frequency of 6 GHz. This type N 4 hole flange connector allows designers to create external connections on their product enclosures, and can be used in a variety of other rack mount and panel mount applications.

Our type N female 4 hole flange connector PE45991 datasheet specifications and drawing with dimensions are shown below in this PDF. Pasternack's broad catalog of RF, microwave and millimeter wave connectors allows designers to configure and customize their signal connections however they like. Whether the need is to provide an I/O for a board design, or simply create a custom cable assembly configuration, Pasternack has the right connector for the job. Pasternack can also expertly build your custom cable assemblies for you and ship same-day.

Electrical Specifications

Description	Minimum	Typical	Maximum	Units
Frequency Range	DC		6	GHz
Dielectric Withstanding Voltage (AC)			1,000	Vrms
Impedance		50		Ohms

Mechanical Specifications

Size

Length	1.18 in [29.97 mm]
Width	1 in [25.40 mm]
Height	1 in [25.4 mm]
Weight	0.09 lbs [40.82 g]

Material Specifications

Description	Material	Plating
Contact	Bronze	Silver
Insulation	PTFE	
Outer Conductor	Bronze	Tri-Metal
Body	Brass	Tri-Metal

N Female Low PIM Connector Solder Attachment
4 Hole Flange Mount for SPF-250, SPO-250, SPP-
250-LLPL, 1/4" Superflexible, PE-1/4SFHC



PE45991

Environmental Specifications

Temperature

Operating Range

-40 to +155 deg C

Environmental Specification Notes:

EC 61169-16

Compliance Certifications (see [product page](#) for current document)

Plotted and Other Data

Notes:

N Female Low PIM Connector Solder Attachment 4 Hole Flange Mount for SPF-250, SPO-250, SPP-250-LLPL, 1/4" Superflexible, PE-1/4SFHC from Pasternack Enterprises has same day shipment for domestic and International orders. Our RF, microwave and millimeter wave products maintain a 99.4% availability and are part of the broadest selection in the industry.

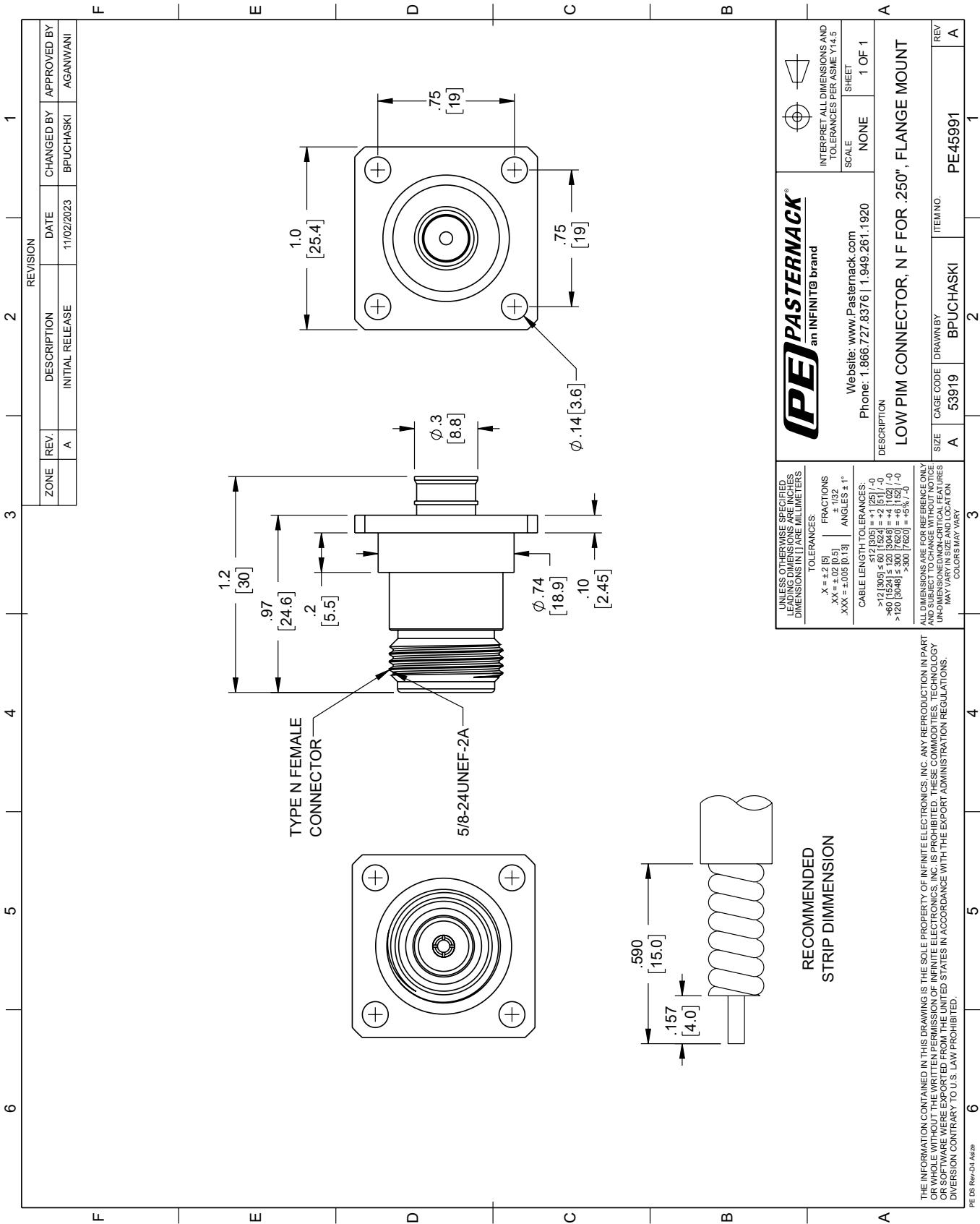
Click the following link (or enter part number in "SEARCH" on website) to obtain additional part information including price, inventory and certifications: [N Female Low PIM Connector Solder Attachment 4 Hole Flange Mount for SPF-250, SPO-250, SPP-250-LLPL, 1/4" Superflexible, PE-1/4SFHC PE45991](#)

URL: <https://www.pasternack.com/n-female-spf-250-spo-250-spp-250-llpl-connector-pe45991-p.aspx>

The information contained within this document is accurate to the best of our knowledge and representative of the part described herein. It may be necessary to make modifications to the part and/or the documentation of the part in order to implement improvements. Pasternack Enterprises reserves the right to make such changes as required. Unless otherwise stated, all specifications are nominal. Pasternack Enterprises does not make any representation or warranty regarding the suitability of the part described herein for any particular purpose, and Pasternack Enterprises does not assume liability arising out of the use of any part or document.

PE45991 CAD Drawing

N Female Low PIM Connector Solder Attachment 4 Hole Flange Mount for SPF-250, SPO-250, SPP-250-LLPL, 1/4" Superflexible, PE-1/4SFHC





Low Loss 1/4 Superflexible Helical Corrugated Coax Cable with Black PE Jacket

RF Cables Technical Data Sheet

PE-1/4SFHC

Configuration

- Low Loss Corrugated Cable
- 1 Shield(s)

Features

- Low Passive Intermodulation
- Solid copper outer conductor provides the highest possible RF shielding
- Excellent return loss performance
- Highly foamed dielectric provides low attenuation
- Superflexible helically corrugated copper outer conductor enables a small bending radius

Description

Our corrugated cables and Low PIM connector combinations result in cable assemblies with excellent Passive Intermodulation performance. Solid copper outer conductors provide the highest possible RF shielding. This Superflexible cable features excellent return loss performance. The highly foamed dielectric and optimized dimensions of these cables result in excellent low attenuation values. The Superflexible helically corrugated copper outer conductor allows for a small bending radius.

Electrical Specifications

Description	Minimum	Typical	Maximum	Units
Frequency Range	DC		20.4	GHz
Cutoff Frequency		25		GHz
Impedance		50		Ohms
Velocity of Propagation		82		%
Shielding Effectiveness	120			dB
Dielectric Withstanding Voltage (DC)			900	Vdc
Jacket Spark			2,000	Vrms
Inner Conductor DC Resistance			3.2	Ohms/1000ft
Outer Conductor DC Resistance			2.53	Ohms/1000ft
Nominal Capacitance		24.4 [80.05]		pF/ft [pF/m]
Nominal Inductance		0.059 [0.19]		uH/ft [uH/m]

Click the following link (or enter part number in "SEARCH" on website) to obtain additional part information including price, inventory and certifications: [Low Loss 1/4 Superflexible Helical Corrugated Coax Cable with Black PE Jacket PE-1/4SFHC](#)



Low Loss 1/4 Superflexible Helical Corrugated Coax Cable with Black PE Jacket

RF Cables Technical Data Sheet

PE-1/4SFHC

Performance by Frequency Band

Description	F1	F2	F3	F4	F5	Units
Frequency	0.03	0.15	0.45	0.9	1.5	GHz
Attenuation, Typ	0.94	2.14	3.75	5.46	7.26	dB/100ft
	3.08	7.02	12.3	17.91	23.82	dB/100m
Input Power (CW), Max	2,090	924	520	360	278	Watts

Description	F6	F7	F8	F9	F10	Units
Frequency	1.8	2	2.2	2.5	3	GHz
Attenuation, Typ	8.02	8.52	8.99	9.67	10.73	dB/100ft
	26.31	27.95	29.49	31.73	35.2	dB/100m
Input Power (CW), Max	250	238	230	210	190	Watts

Mechanical Specifications

Diameter	0.303 in [7.7 mm]
Weight	0.048 lbs/ft [0.07 kg/m]
Number of Bends, Min	20
Min. Bend Radius (Installation)	0.5 in [12.7 mm]
Min. Bend Radius (Repeated)	1 in [25.4 mm]
Tensile Strength	79 lbs [35.83 kg]

Construction Specifications

Description	Material and Plating	Diameter
Inner Conductor	Copper Clad Aluminum, 1 Strand	0.074 in [1.88 mm]
Conductor Type	Solid	
Dielectric	PE (F)	0.187 in [4.75 mm]
First Shield	Helically Corrugated Copper Tube	0.25 in [6.35 mm]
Jacket	PE, Black	0.303 in [7.7 mm]

Click the following link (or enter part number in "SEARCH" on website) to obtain additional part information including price, inventory and certifications: [Low Loss 1/4 Superflexible Helical Corrugated Coax Cable with Black PE Jacket PE-1/4SFHC](#)



Low Loss 1/4 Superflexible Helical Corrugated Coax Cable with Black PE Jacket

RF Cables Technical Data Sheet

PE-1/4SFHC

Environmental Specifications

Temperature

Operating Range

-55 to +85 deg C

Compliance Certifications (see [product page](#) for current document)

Plotted and Other Data

Notes:

Low Loss 1/4 Superflexible Helical Corrugated Coax Cable with Black PE Jacket from Pasternack Enterprises has same day shipment for domestic and International orders. Our RF, microwave and millimeter wave products maintain a 99.4% availability and are part of the broadest selection in the industry.

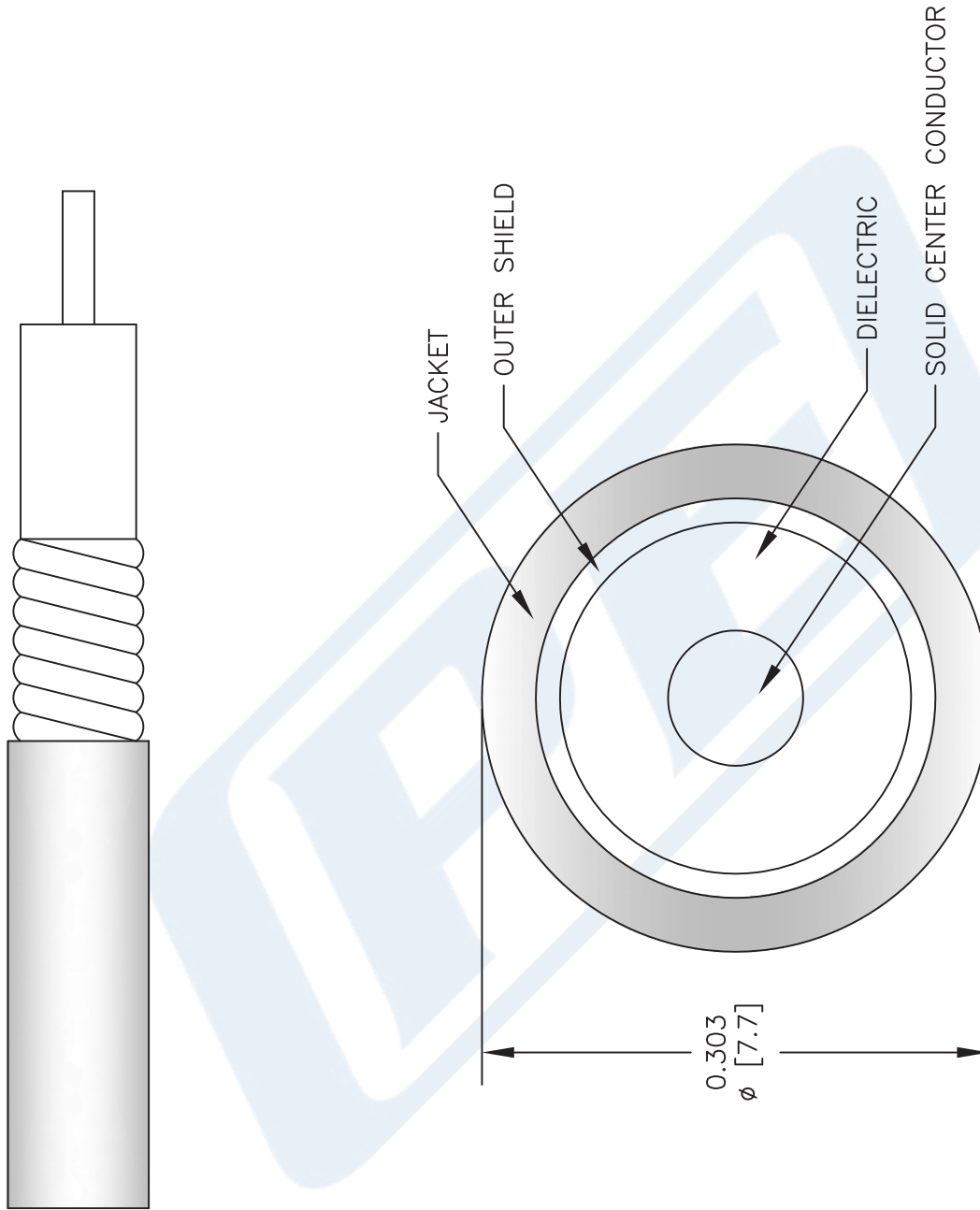
Click the following link (or enter part number in "SEARCH" on website) to obtain additional part information including price, inventory and certifications: [Low Loss 1/4 Superflexible Helical Corrugated Coax Cable with Black PE Jacket PE-1/4SFHC](#)

URL: <https://www.pasternack.com/50-ohm-low-loss-corrugated-1-4-superflexible-helical-coax-pe-1-4sfhc-p.aspx>

The information contained in this document is accurate to the best of our knowledge and representative of the part described herein. It may be necessary to make modifications to the part and/or the documentation of the part, in order to implement improvements. Pasternack reserves the right to make such changes as required. Unless otherwise stated, all specifications are nominal. Pasternack does not make any representation or warranty regarding the suitability of the part described herein for any particular purpose, and Pasternack does not assume any liability arising out of the use of any part or documentation.

PE-1/4SFHC CAD Drawing

Low Loss 1/4 Superflexible Helical Corrugated Coax Cable with Black PE Jacket



NOTES:

1. UNLESS OTHERWISE SPECIFIED ALL DIMENSIONS ARE NOMINAL.
2. ALL SPECIFICATIONS ARE SUBJECT TO CHANGE WITHOUT NOTICE AT ANY TIME.
3. DIMENSIONS ARE IN INCHES [mm].

DWG TITLE

PE-1/4SFHC

FSCM NO. 53919

2233

SIZE A

SCALE N/A

CAD FILE 092112

(PE) PASTERNAK®

Pasternack Enterprises, Inc.
P.O. Box 16759 | Irvine | CA | 92623
Phone: (949) 261-1920 | Fax: (949) 261-7451
Website: www.pasternack.com | E-Mail: sales@pasternack.com