

SMA Female Bulkhead Mount Connector Crimp Attachment for LMR240, RG8X, PE-C240, TCOM-240-FR, LMR- 240-UF, LMR-240-DB, TCOM-240, LMR-240-FR



PE5133

Configuration

- SMA Female Connector
- 50 Ohms
- Connector Interface Types: LMR240, RG8X, PE-C240, TCOM-240-FR, LMR-240-UF, LMR-240-DB, TCOM-240, LMR-240-FR, LMR-LW240
- Bulkhead

Features

- Max. Operating Frequency 6 GHz
- Excellent VSWR of 1.25:1
- Gold Plated Beryllium Copper Contact

Applications

- General Purpose Test
- Rack and Panel Mount Applications
- Custom Cable Assemblies

Description

Pasternack's PE5133, SMA, Connector is part of our full line of RF components available for same-day shipping. Our SMA female connector operates up to a maximum frequency of 6 GHz and offers excellent VSWR of 1.25:1. This SMA bulkhead connector allows designers to create external connections on their product enclosures, and can be used in a variety of other rack mount and panel mount applications.

Our SMA female bulkhead connector PE5133 datasheet specifications and drawing with dimensions are shown below in this PDF. Pasternack's broad catalog of RF, microwave and millimeter wave connectors allows designers to configure and customize their signal connections however they like. Whether the need is to provide an I/O for a board design, or simply create a custom cable assembly configuration, Pasternack has the right connector for the job. Pasternack can also expertly build your custom cable assemblies for you and ship same-day.

Electrical Specifications

Description	Minimum	Typical	Maximum	Units
Frequency Range	DC		6	GHz
VSWR			1.25:1	
Dielectric Withstanding Voltage (AC)			1,000	Vrms
Impedance		50		Ohms

Mechanical Specifications

Size

Length	1.04 in [26.42 mm]
Width	0.49 in [12.45 mm]
Height	0.43 in [10.92 mm]
Weight	0.012 lbs [5.44 g]

SMA Female Bulkhead Mount Connector Crimp Attachment
for LMR240, RG8X, PE-C240, TCOM-240-FR, LMR-
240-UF, LMR-240-DB, TCOM-240, LMR-240-FR



PE5133

Material Specifications

Description	Material	Plating
Contact	Beryllium Copper	Gold
Insulation	PTFE	
Body	Brass	Tri-metal
Gasket	Silicone Rubber	
Crimp Sleeve	Brass	Tri-metal

Environmental Specifications

Temperature	
Operating Range	-40 to +155 deg C

Compliance Certifications (see [product page](#) for current document)

Plotted and Other Data

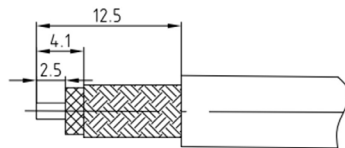
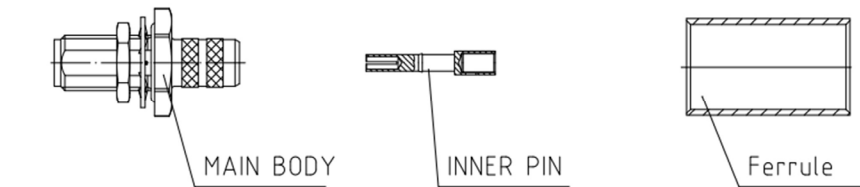
Notes:

SMA Female Bulkhead Mount Connector Crimp Attachment for LMR240, RG8X, PE-C240, TCOM-240-FR, LMR- 240-UF, LMR-240-DB, TCOM-240, LMR-240-FR

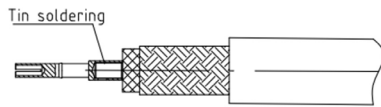


PE5133

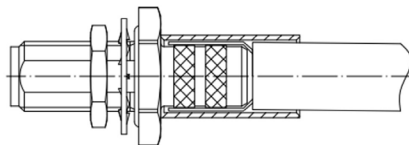
Assembly Instruction



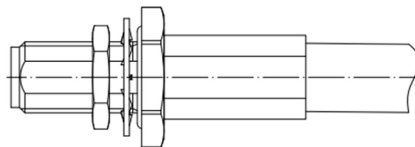
- 1.A. Stripping dimension is as shown by diagram, attention should be paid while stripping.
- B. Remove residual burr.



- 2.A. Solder inner conduct.
- B. Remove residual burr.



- 3.Put the connector in place, Then push the ferrule.



- 4.A. Compression crimping sleeve
- B. Push the heat shrink tube,blow it with heat gun.

SMA Female Bulkhead Mount Connector Crimp Attachment for LMR240, RG8X, PE-C240, TCOM-240-FR, LMR-240-UF, LMR-240-DB, TCOM-240, LMR-240-FR



PE5133

SMA Female Bulkhead Mount Connector Crimp Attachment for LMR240, RG8X, PE-C240, TCOM-240-FR, LMR-240-UF, LMR-240-DB, TCOM-240, LMR-240-FR from Pasternack Enterprises has same day shipment for domestic and International orders. Our RF, microwave and millimeter wave products maintain a 99.4% availability and are part of the broadest selection in the industry.

Click the following link (or enter part number in "SEARCH" on website) to obtain additional part information including price, inventory and certifications: [SMA Female Bulkhead Mount Connector Crimp Attachment for LMR240, RG8X, PE-C240, TCOM-240-FR, LMR-240-UF, LMR-240-DB, TCOM-240, LMR-240-FR PE5133](https://www.pasternack.com/sma-female-lmr240-rg8x-fr-lmr-240-uf-connector-pe5133-p.aspx)

URL: <https://www.pasternack.com/sma-female-lmr240-rg8x-fr-lmr-240-uf-connector-pe5133-p.aspx>

The information contained within this document is accurate to the best of our knowledge and representative of the part described herein. It may be necessary to make modifications to the part and/or the documentation of the part in order to implement improvements. Pasternack Enterprises reserves the right to make such changes as required. Unless otherwise stated, all specifications are nominal. Pasternack Enterprises does not make any representation or warranty regarding the suitability of the part described herein for any particular purpose, and Pasternack Enterprises does not assume liability arising out of the use of any part or document.

SMA Female Bulkhead Mount Connector Crimp Attachment for LMR240, RG8X, PE-C240, TCOM-240-FR, LMR-240-UF, LMR-240-DB, TCOM-240, LMR-240-FR



4.3-10 Male Connector Crimp/Non-Solder Contact Attachment for LMR-240



EZ-240-4310M-X



Times Microwave Systems Connector Specification

Configuration

- 4.3-10 Male Connector
- 50 Ohms
- Straight Body Geometry
- Crimp/Non-Solder Contact Method
- Connector Interface Types: LMR-240

Applications

- Mobile Communications Systems
- Base Stations
- Distributed Antenna Systems (DAS)
- Small Cells
- Feeder Cables

Description

The Times Microwave EZ-240-4310M-X 4.3-10 male connector with crimp/non-solder attachment for LMR-240 is part of our full line of RF components available for same-day shipping. This 4.3-10 male connector operates up to a maximum frequency of 6 GHz and offers good VSWR of 1.3:1.

Our datasheet specifications and drawing with dimensions for Times Microwave's 4.3-10 male connector TC-240-4310M-X are shown below in this PDF. Pasternack's broad catalog of RF, microwave and millimeter wave connectors allows designers to configure and customize their signal connections however they like. Whether the need is to provide an I/O for a board design, or simply create a custom cable assembly configuration, Pasternack has the right connector for the job. Pasternack can also expertly build your custom cable assemblies for you and ship same-day.

Electrical Specifications

Description	Minimum	Typical	Maximum	Units
Frequency Range	DC		6	GHz
VSWR			1.3:1	
Insulation Resistance	10,000			MOhms
Impedance		50		Ohms

Electrical Specification Notes:
Insertion Loss = 0.1 x SQRT(FGHz)

Mechanical Specifications

Size

Length	0 in [0 mm]
Width	0 in [0.00 mm]
Height	0 in [0 mm]
Weight	0.078 lbs [35.38 g]
Mating Cycles	500 Cycles

4.3-10 Male Connector Crimp/Non-Solder Contact Attachment for LMR-240



EZ-240-4310M-X

Material Specifications

Description	Material	Plating
Contact	Beryllium Copper	Silver
Insulation	PTFE	
Body	Brass	Tri-Metal
Coupling Nut	Brass	Tri-Metal
Gasket	Silicone	
Crimp Sleeve	Brass	Tri-Metal

Environmental Specifications

Temperature

Operating Range

-40 to +125 deg C

Shock

MIL-STD 202G, Meth. 204, Cond. B

Vibration

MIL-STD 202G, Meth. 213, Cond. I

Thermal Shock

MIL-STD 202G, Meth. 107, Cond. B

Compliance Certifications (see [product page](#) for current document)

Plotted and Other Data

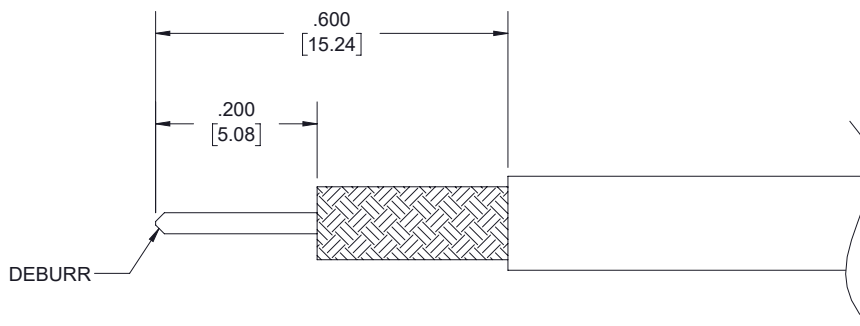
Notes:

4.3-10 Male Connector Crimp/Non-Solder Contact Attachment for LMR-240

EZ-240-4310M-X



Assembly Instruction



ASSEMBLY PROCEDURES

1. STRIP CABLE TO THE DIMENSIONS SHOWN, CHAMFER CENTER CONDUCTOR AND DEBURR CABLE.
2. SLIDE FERRULE OVER CABLE. INSTALL CABLE INTO BODY OF CONNECTOR UNTIL IT SEATS IN PLACE.
3. SLIDE FERRULE FORWARD AND AGAINST SHOULDER OF CONNECTOR AND CRIMP.

CRIMP SIZE REQUIRED

- FERRULE: .255" [6.48] HEX CRIMP TOOL.

4.3-10 Male Connector Crimp/Non-Solder Contact Attachment for LMR-240



EZ-240-4310M-X

4.3-10 Male Connector Crimp/Non-Solder Contact Attachment for LMR-240 from Pasternack Enterprises has same day shipment for domestic and International orders. Our RF, microwave and millimeter wave products maintain a 99.4% availability and are part of the broadest selection in the industry.

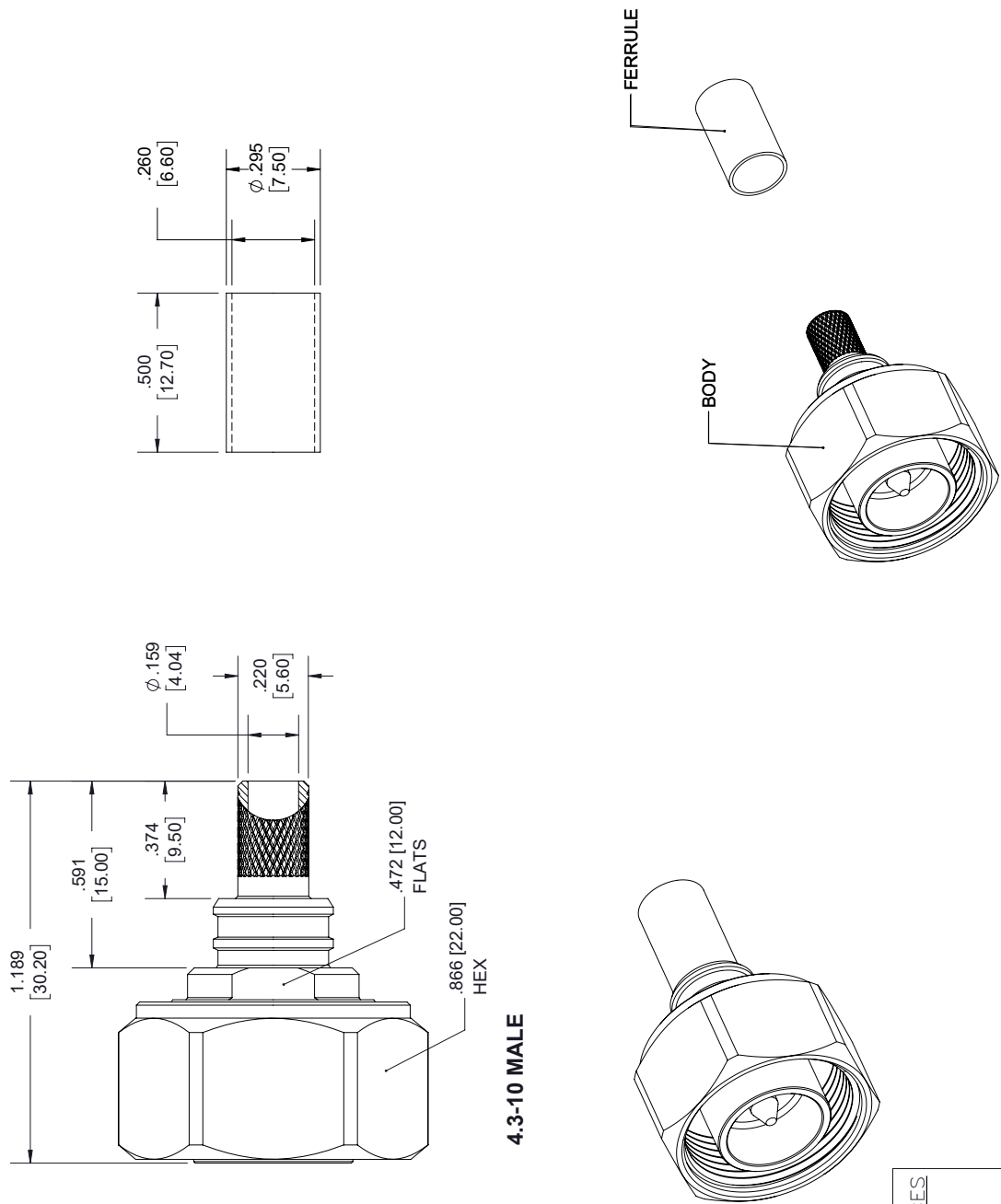
Click the following link (or enter part number in "SEARCH" on website) to obtain additional part information including price, inventory and certifications: [4.3-10 Male Connector Crimp/Non-Solder Contact Attachment for LMR-240 EZ-240-4310M-X](https://www.pasternack.com/4.3-10-male-lmr-240-connector-ez-240-4310m-x-p.aspx)

URL: <https://www.pasternack.com/4.3-10-male-lmr-240-connector-ez-240-4310m-x-p.aspx>

The information contained within this document is accurate to the best of our knowledge and representative of the part described herein. It may be necessary to make modifications to the part and/or the documentation of the part in order to implement improvements. Pasternack Enterprises reserves the right to make such changes as required. Unless otherwise stated, all specifications are nominal. Pasternack Enterprises does not make any representation or warranty regarding the suitability of the part described herein for any particular purpose, and Pasternack Enterprises does not assume liability arising out of the use of any part or document.

EZ-240-4310M-X CAD Drawing

4.3-10 Male Connector Crimp/Non-Solder Contact Attachment for LMR-240



4.3-10 MALE

STANDARD TOLERANCES	
X	±0.2
.XX	±0.01
.XXX	±0.005


*STANDARD TOLERANCES APPLY ONLY TO DIMENSIONS IN INCHES

PE PASTERNAK®
THE ENGINEER'S RF SOURCE
Pasternack Enterprises, Inc.
P.O. Box 16759 | Irvine | CA | 92623
Phone: (949) 261-1920 | Fax: (949) 261-7451
Website: www.pasternack.com | E-Mail: sales@pasternack.com

DWG TITLE	EZ-240-4310M-X		
CAGE CODE	53919	CAD FILE	04/18/18

NOTES: 1. UNLESS OTHERWISE SPECIFIED ALL DIMENSIONS ARE NOMINAL. 2. ALL SPECIFICATIONS ARE SUBJECT TO CHANGE WITHOUT NOTICE AT ANY TIME. 3. DIMENSIONS ARE IN INCHES [mm].			
SCALE	N/A	SIZE	A
		7361	

Low Loss Flexible LMR-240-DB Rated Coax Cable Double Shielded with Black PE Jacket



LMR-240-DB



Times Microwave Systems Connector Specification

Configuration

- Low Loss Flexible Cable
- 2 Shield(s)

Features

- Easily Routed
- Low Loss Cable
- RF Shielding > 90dB
- Designed for Outdoor Use
- Watertight

Applications

- Jumper Assemblies
- Short Antenna Feeder Runs
- Wireless Communications

Description


LMR-240-DB part number from Pasternack is a LMR-240-DB coax cable that is flexible. Pasternack LMR-240-DB flexible coax cable is 50 Ohm and has a PE (F) dielectric. Our LMR-240-DB coax is constructed with a 0.24 jacket made of PE. LMR-240-DB coax has a shield count of 2, a RF shielding of 90 dB and the maximum frequency for this Pasternack cable is 8 GHz. LMR-240-DB coax cable has an attenuation at 1 GHz of 7.66 dB.

Pasternack LMR-240-DB coax cables are part of over 40,000 RF, microwave and millimeter wave components. LMR-240-DB cables and our other RF parts are available for same day shipping worldwide. Custom RF cable assemblies using LMR-240-DB or other coax can be built and shipped same day as well.

Electrical Specifications

Description	Minimum	Typical	Maximum	Units
Frequency Range	DC		8	GHz
Impedance		50		Ohms
Velocity of Propagation		84		%
Time Delay		1.21 [3.97]		ns/ft [ns/m]
Shielding Effectiveness	90			dB
Dielectric Withstanding Voltage (DC)			1,500	Vdc
Jacket Spark			5,000	Vrms
Inner Conductor DC Resistance			3.2	Ohms/1000ft
Outer Conductor DC Resistance			3.89	Ohms/1000ft
Nominal Capacitance		24.2 [79.4]		pF/ft [pF/m]
Nominal Inductance		0.06 [0.2]		uH/ft [uH/m]
Input Power (Peak)			5.6	kWatts

Low Loss Flexible LMR-240-DB Rated Coax Cable Double Shielded with Black PE Jacket



LMR-240-DB

Performance by Frequency Band

Description	F1	F2	F3	F4	F5	Units
Frequency	50	150	220	450	900	MHz
Attenuation, Typ	1.7	3	3.7	5.3	7.6	dB/100ft
	5.58	9.84	12.14	17.39	24.93	dB/100m
Input Power (CW), Max	1,150	660	540	380	260	Watts

Description	F6	F7	F8	F9	F10	Units
Frequency	1.5	1.8	2	2.5	5.8	GHz
Attenuation, Typ	9.9	10.9	11.5	12.9	20.4	dB/100ft
	32.48	35.76	37.73	42.32	66.93	dB/100m
Input Power (CW), Max	200	180	170	150	100	Watts

Electrical Specification Notes:

Values at 25°C, sea level.

Attenuation = $0.242080 \cdot \sqrt{\text{FMHz}} + 0.000330$

Mechanical Specifications

Diameter	0.24 in [6.1 mm]
Weight	0.034 lbs/ft [0.05 kg/m]
Min. Bend Radius (Installation)	0.75 in [19.05 mm]
Min. Bend Radius (Repeated)	2.5 in [63.5 mm]
Bending Moment	0.25 lbs-ft [0.34 N-m]
Tensile Strength	80 lbs [36.29 kg]
Flat Plate Crush	20 lbs/in [0.36 kg/mm]


Construction Specifications

Description	Material and Plating	Diameter
Inner Conductor	Copper, 1 Strand	0.056 in [1.42 mm]
Conductor Type	Solid	
Dielectric	PE (F)	0.15 in [3.81 mm]
First Shield	Aluminum Tape	0.155 in [3.94 mm]
Second Shield	Tinned Copper Braid	0.178 in [4.52 mm]
Jacket	PE, Black	0.24 in [6.1 mm]

Environmental Specifications

Temperature	
Operating Range	-40 to 85 deg C
Installation Range	-40 to 85 deg C
Storage Range	-70 to 85 deg C

Low Loss Flexible LMR-240-DB Rated Coax Cable Double Shielded with Black PE Jacket



LMR-240-DB

Environmental Specification Notes:
Designed for indoor and outdoor use.

Compliance Certifications (see [product page](#) for current document)

Plotted and Other Data

Notes:

Low Loss Flexible LMR-240-DB Rated Coax Cable Double Shielded with Black PE Jacket from Pasternack Enterprises has same day shipment for domestic and International orders. Our RF, microwave and millimeter wave products maintain a 99.4% availability and are part of the broadest selection in the industry.

Click the following link (or enter part number in "SEARCH" on website) to obtain additional part information including price, inventory and certifications: [Low Loss Flexible LMR-240-DB Rated Coax Cable Double Shielded with Black PE Jacket LMR-240-DB](#)

URL: <https://www.pasternack.com/low-loss-flexible-lmr240db-pe-jacket-double-shielded-black-lmr-240-db-p.aspx>

The information contained within this document is accurate to the best of our knowledge and representative of the part described herein. It may be necessary to make modifications to the part and/or the documentation of the part in order to implement improvements. Pasternack Enterprises reserves the right to make such changes as required. Unless otherwise stated, all specifications are nominal. Pasternack Enterprises does not make any representation or warranty regarding the suitability of the part described herein for any particular purpose, and Pasternack Enterprises does not assume liability arising out of the use of any part or document.

LMR-240-DB CAD Drawing

Low Loss Flexible LMR-240-DB Rated Coax Cable Double Shielded with Black PE Jacket

