



QMA Male Right Angle Connector Crimp/Non-Solder Contact Attachment for LMR-240, PE-C240

RF Connectors Technical Data Sheet

EZ-240-QM-RA-X

Configuration

- QMA Male Connector
- 50 Ohms
- Right Angle Body Geometry

- Connector Interface Types: LMR-240, PE-C240, LMR-240-UF

Features

- Max. Operating Frequency 6 GHz
- Good VSWR of 1.3:1

- Gold Plated Beryllium Copper Contact
- 50 μ inches minimum contact plating

Applications

- General Purpose Test
- Custom Cable Assemblies

Description

Times Microwave's EZ-240-QM-RA-X QMA male right angle connector offered by Pasternack with crimp/non-solder contact attachment for Times' LMR-240, PE-C240 and LMR-240-UF is part of our full line of RF components available for same-day shipping. Times Microwave's QMA male connector operates up to a maximum frequency of 6 GHz and offers good VSWR of 1.3:1. Its right angle body geometry allows for easier connections in tight spaces.

Times Microwave's QMA male right angle connector EZ-240-QM-RA-X datasheet specifications and drawing with dimensions are shown below in this PDF. Pasternack's broad catalog of RF, microwave and millimeter wave connectors allows designers to configure and customize their signal connections however they like. Whether the need is to provide an I/O for a board design, or simply create a custom cable assembly configuration, Pasternack has the right connector for the job. Pasternack can also expertly build your custom cable assemblies for you and ship same-day.

Electrical Specifications

Description	Minimum	Typical	Maximum	Units
Frequency Range	DC		6	GHz
VSWR			1.3:1	
Insertion Loss			0.25	dB
Dielectric Withstanding Voltage (DC)			1,000	Vdc
Insulation Resistance	5,000			MOhms

Mechanical Specifications

Weight	0.027 lbs [12.25 g]
Mating Cycles	100 Cycles
Cable Retention Force	250 lbs [113.4 kg]

Click the following link (or enter part number in "SEARCH" on website) to obtain additional part information including price, inventory and certifications: [QMA Male Right Angle Connector Crimp/Non-Solder Contact Attachment for LMR-240, PE-C240 EZ-240-QM-RA-X](#)



QMA Male Right Angle Connector Crimp/Non-Solder Contact Attachment for LMR-240, PE-C240

RF Connectors Technical Data Sheet

EZ-240-QM-RA-X

Material Specifications

Description	Material	Plating
Contact	Beryllium Copper	Gold 50 μ inches minimum
Insulation	PTFE	
Outer Conductor	Brass	Tri-Metal 80 μ inches minimum
Body	Brass	Tri-Metal 80 μ inches minimum

Environmental Specifications

Temperature

Operating Range

Shock

Vibration

Altitude

-40 to +125 deg C

MIL-STD 202G, Meth, 107, Cond.B

MIL-STD 202G, Meth, 204, Cond.D

MIL-STD 202G, Meth, 213, Cond.I

Compliance Certifications (see [product page](#) for current document)

Plotted and Other Data

Notes:

QMA Male Right Angle Connector Crimp/Non-Solder Contact Attachment for LMR-240, PE-C240 from Pasternack Enterprises has same day shipment for domestic and International orders. Our RF, microwave and millimeter wave products maintain a 99.4% availability and are part of the broadest selection in the industry.

Click the following link (or enter part number in "SEARCH" on website) to obtain additional part information including price, inventory and certifications: [QMA Male Right Angle Connector Crimp/Non-Solder Contact Attachment for LMR-240, PE-C240 EZ-240-QM-RA-X](#)

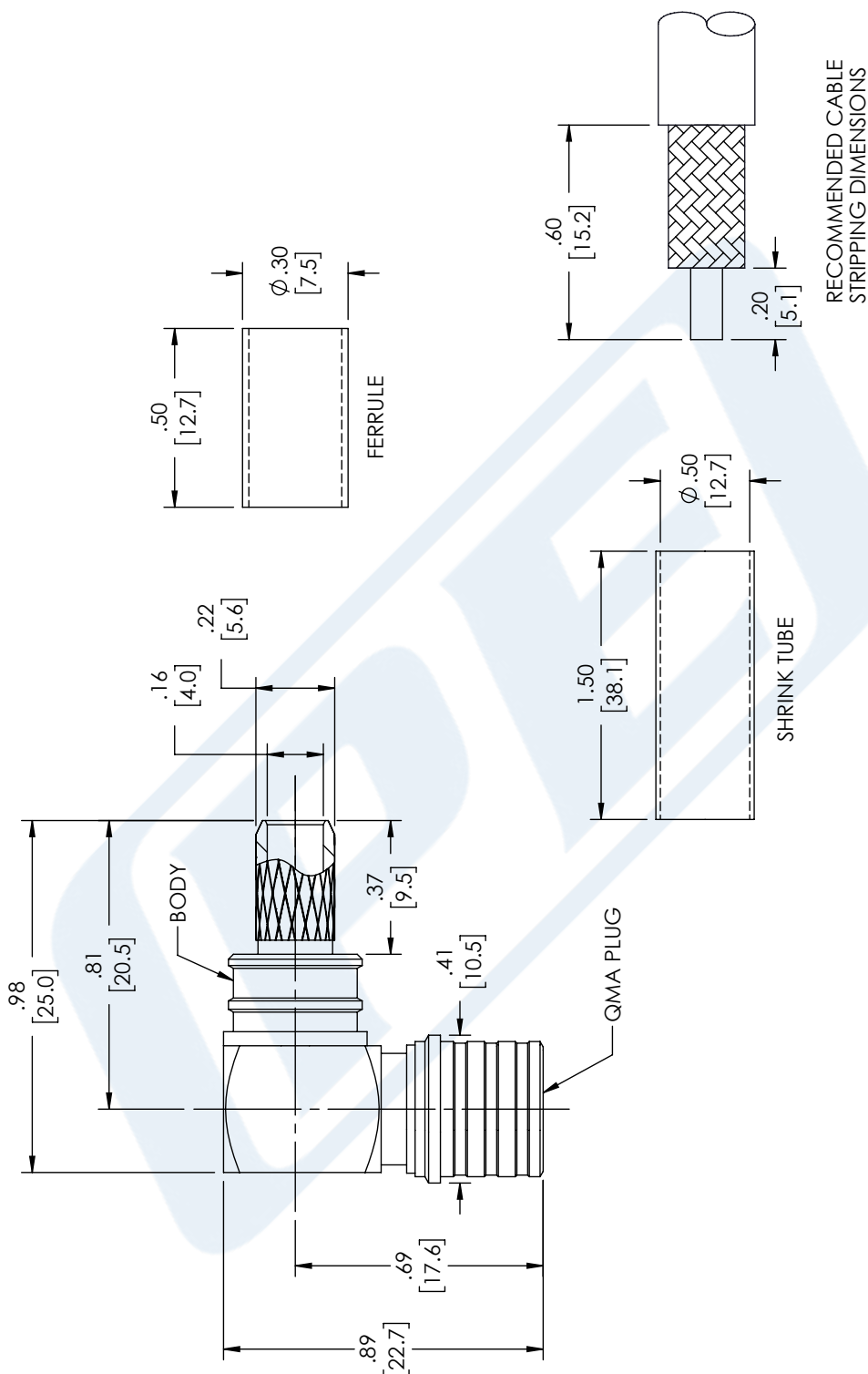
URL: <https://www.pasternack.com/qma-male-lmr-240-pe-c240-connector-ez-240-qm-ra-x-p.aspx>

The information contained in this document is accurate to the best of our knowledge and representative of the part described herein. It may be necessary to make modifications to the part and/or the documentation of the part, in order to implement improvements. Pasternack reserves the right to make such changes as required. Unless otherwise stated, all specifications are nominal. Pasternack does not make any representation or warranty regarding the suitability of the part described herein for any particular purpose, and Pasternack does not assume any liability arising out of the use of any part or documentation.

EZ-240-QM-RA-X CAD Drawing

QMA Male Right Angle Connector Crimp/Non-Solder
Contact Attachment for LMR-240, PE-C240

REVISIONS			
REV.	DESCRIPTION	DATE	APPROVED
C	UPDATE MODEL/DIMENSIONS	3/7/22	RDELEON



<p>THIRD-ANGLE PROJECTION</p> <p>THE INFORMATION AND DESIGN IN THIS DOCUMENT IS THE PROPERTY OF PASTERNAK CORPORATION ALL RIGHTS RESERVED.</p>		<p>SHEET 1 OF 1</p>		<p>SCALE N/A</p>	
<p>PE PASTERNAK an INFINITI® brand</p> <p>Pasternack Enterprises, Inc. P.O. Box 16759, Irvine, CA 92623. Phone: 1.949.261.1920 1.866.727.8376 Fax: 1.949.261.7451 Website: www.pasternack.com E-mail: sales@pasternack.com</p>		<p>ITEM NO. EZ-240-QM-RA-X</p>		<p>REV C</p>	
<p>UNLESS OTHERWISE SPECIFIED LEADING DIMENSIONS ARE INCHES DIMENSIONS IN [] ARE MILLIMETERS</p>		<p>TOLERANCES:</p> <p>FRACTIONS .X = ±.2 [5.08] .XX = ±.02 [5.1] .XXX = ±.005 [0.13]</p> <p>ANGLES ± 1°</p> <p>CABLE LENGTH (L) TOLERANCES: L ≤ 12 [305] = ±1 [25] / -0 12 [305] < L ≤ 60 [1524] = ±2 [51] / -0 60 [1524] < L ≤ 120 [3048] = ±4 [102] / -0 120 [3048] < L ≤ 300 [7620] = ±6 [152] / -0 300 [7620] < L = +5% / -0</p>		<p>ALL DIMENSIONS SHOWN ARE FOR REFERENCE ONLY.</p>	
<p>SIZE A</p>		<p>CAGE CODE 53919</p>		<p>DRAWN BY HBAKKE</p>	

THESE COMMODITIES, TECHNOLOGY OR SOFTWARE WERE EXPORTED FROM THE UNITED STATES IN ACCORDANCE WITH THE EXPORT ADMINISTRATION REGULATIONS. DIVERSION CONTRARY TO U.S. LAW PROHIBITED.



Reverse Polarity SMA Male Connector Crimp/Solder Attachment for RG8X, PE-C240, LMR-240

RF Connectors Technical Data Sheet

PE44664

Configuration

- SMA Male Reverse Polarity Connector
- 50 Ohms
- Straight Body Geometry
- Connector Interface Types: PE-C240, RG8X, .240 inch, LMR-240, LMR-240-DB, LMR-240-UF, B7808A
- 5/16 inch Hex

Features

- Max. Operating Frequency 12.4 GHz
- Gold Plated Beryllium Copper Contact
- Reverse Polarity

Applications

- General Purpose Test
- Custom Cable Assemblies

Description

Pasternack's PE44664 RP SMA male connector with crimp/solder attachment for PE-C240, RG8X, .240 inch, LMR-240, LMR-240-DB, LMR-240-UF and B7808A is part of our full line of RF components available for same-day shipping. The male reverse polarity configuration uses a male connector body with a female inner contact receptacle. Our SMA male connector operates up to a maximum frequency of 12.4 GHz.

Our reverse polarity SMA male connector PE44664 datasheet specifications and drawing with dimensions are shown below in this PDF. Pasternack's broad catalog of RF, microwave and millimeter wave connectors allows designers to configure and customize their signal connections however they like. Whether the need is to provide an I/O for a board design, or simply create a custom cable assembly configuration, Pasternack has the right connector for the job. Pasternack can also expertly build your custom cable assemblies for you and ship same-day.

Electrical Specifications

Description	Minimum	Typical	Maximum	Units
Frequency Range	DC		12.4	GHz

Mechanical Specifications

Size	
Length	0.997 in [25.32 mm]
Width/Dia.	0.312 in [7.92 mm]
Weight	0.014 lbs [6.35 g]
Mating Torque	3 to 5 in-lbs [0.34 to 0.57 Nm]

Click the following link (or enter part number in "SEARCH" on website) to obtain additional part information including price, inventory and certifications: [Reverse Polarity SMA Male Connector Crimp/Solder Attachment for RG8X, PE-C240, LMR-240 PE44664](#)



Reverse Polarity SMA Male Connector Crimp/Solder Attachment for RG8X, PE-C240, LMR-240

RF Connectors Technical Data Sheet

PE44664

Material Specifications

Description	Material	Plating
Contact	Beryllium Copper	Gold
Insulation	PTFE	
Body	Brass	Gold
Coupling Nut	Brass	Gold

Environmental Specifications

Temperature

Operating Range -65 to +165 deg C

Compliance Certifications (see [product page](#) for current document)

Plotted and Other Data

Notes:

Reverse Polarity SMA Male Connector Crimp/Solder Attachment for RG8X, PE-C240, LMR-240 from Pasternack Enterprises has same day shipment for domestic and International orders. Our RF, microwave and millimeter wave products maintain a 99.4% availability and are part of the broadest selection in the industry.

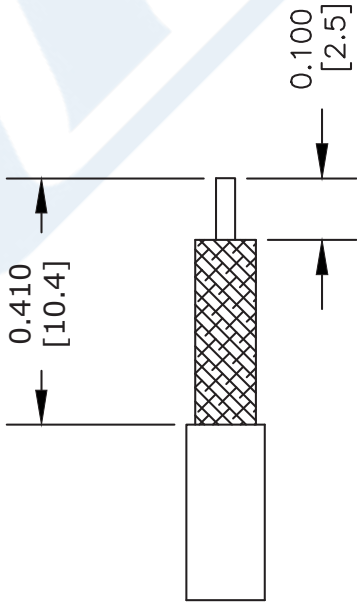
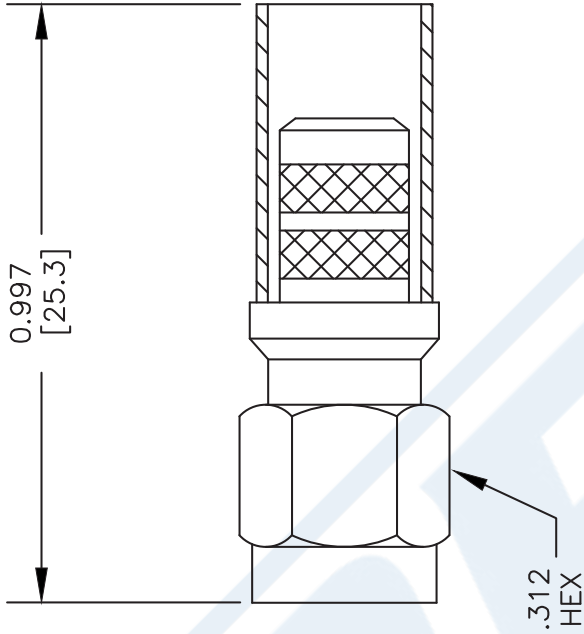
Click the following link (or enter part number in "SEARCH" on website) to obtain additional part information including price, inventory and certifications: [Reverse Polarity SMA Male Connector Crimp/Solder Attachment for RG8X, PE-C240, LMR-240 PE44664](#)

URL: <https://www.pasternack.com/sma-male-reverse-polarity-rg8x-pe-c240-0.240-connector-pe44664-p.aspx>

The information contained in this document is accurate to the best of our knowledge and representative of the part described herein. It may be necessary to make modifications to the part and/or the documentation of the part, in order to implement improvements. Pasternack reserves the right to make such changes as required. Unless otherwise stated, all specifications are nominal. Pasternack does not make any representation or warranty regarding the suitability of the part described herein for any particular purpose, and Pasternack does not assume any liability arising out of the use of any part or documentation.

PE44664 CAD Drawing

Reverse Polarity SMA Male Connector Crimp/Solder
Attachment for RG8X, PE-C240, LMR-240



STRIPPING DIMENSIONS

CRIMP SIZE REQUIRED

CONTACT: SOLDER

FERRULE: .255" HEX CRIMP TOOL

NOTES:
1. UNLESS OTHERWISE SPECIFIED ALL DIMENSIONS ARE NOMINAL.
2. ALL SPECIFICATIONS ARE SUBJECT TO CHANGE WITHOUT NOTICE AT ANY TIME.
3. DIMENSIONS ARE IN INCHES [mm].
4. FITS MIL-C-17 AND EQUIVALENT CABLES.

DWG TITLE

PE44664

FSCM NO. 53919

CAD FILE 102009

SCALE N/A

SIZE A

XXXX

 **PASTERNAK®**

Pasternack Enterprises, Inc.
P.O. Box 16759 | Irvine | CA | 92623
Phone: (949) 261-1920 | Fax: (949) 261-7451
Website: www.pasternack.com | E-Mail: sales@pasternack.com

LMR-240-FR Fire Rated version of the 240 series Low Loss Coax



LMR-240-FR



Times Microwave Systems Connector Specification

Configuration

- Low Loss, Outdoor Flexible Cable
- 2 Shield(s)

Features

- CMR Riser Rated Coax
- Non-Halogen, Low Smoke FRPE Jacket
- Max Operating Frequency of 8 GHz
- Phase Velocity 83% VoP
- Max Operating Temperature +85°C
- Min Install Bend Radius of 0.75 inches

Applications

- In-Building Riser Runs
- Short Antenna Installs
- RF Test Systems
- General Purpose RF Interconnect
- Laboratory Applications

Description

LMR-240-FR Fire Rated version of the 240 series Low Loss Coax from Times Microwave is part of the large product offering by Pasternack of radio frequency coaxial cable types specifically stocked to be ready for same-day shipment. Pasternack LMR-240-FR coax cable is manufactured in a flexible design and has a 50 Ohm impedance. This low loss and CMR riser rated 50 Ohm coax cable LMR-240-FR is constructed with a 0.240 inch diameter and Black FRPE jacket.

LMR-240-FR flexible 50 Ohm coax cable with FRPE jacket is rated for a 8 GHz maximum operating frequency. This 50 Ohm 0.240 inch diameter and low loss fire rated coax cable is built with an aluminum double shield count and RF shielding of 90 dB. Times Microwave LMR-240-FR FRPE coax is constructed with Foam PE dielectric and a maximum operating temperature of 85 degrees C. Pasternack's offering of LMR-240-FR coax cable provides specs for this wire on its RF coax cable LMR-240-FR datasheet.

LMR-240-FR cable is part of more than one million RF, microwave parts in stock at Pasternack. This Times Microwave low loss flexible LMR-240-FR coax cable is ready to buy and can be shipped worldwide. Pasternack also maintains a wide selection of other radio frequency coaxial cable types that ship same-day from our warehouse as with the rest of our other RF/microwave components.

* LMR™ is a trademark of Times Microwave Systems.

Electrical Specifications

Description	Minimum	Typical	Maximum	Units
Frequency Range	DC		8	GHz
Impedance		50		Ohms
Velocity of Propagation		83		%
Time Delay		1.21 [3.97]		ns/ft [ns/m]
Shielding Effectiveness	90			dB
Dielectric Withstanding Voltage (DC)			1,500	Vdc
Jacket Spark			5,000	Vrms
Inner Conductor DC Resistance			3.2	Ohms/1000ft
Outer Conductor DC Resistance			3.89	Ohms/1000ft

LMR-240-FR Fire Rated version of the 240 series Low Loss Coax



LMR-240-FR

Electrical Specifications

Description	Minimum	Typical	Maximum	Units
Nominal Capacitance		24.2 [79.4]		pF/ft [pF/m]
Nominal Inductance		0.06 [0.2]		uH/ft [uH/m]
Input Power (Peak)			5.6	kWatts

Performance by Frequency Band

Description	F1	F2	F3	F4	F5	Units
Frequency	50	150	220	450	900	MHz
Attenuation, Typ	1.7	3	3.7	5.3	7.6	dB/100ft
	5.58	9.84	12.14	17.39	24.93	dB/100m
Input Power (CW), Max	1,150	660	540	380	260	Watts

Description	F6	F7	F8	F9	F10	Units
Frequency	1.5	1.8	2	2.5	5.8	GHz
Attenuation, Typ	9.9	10.9	11.5	12.9	20.4	dB/100ft
	32.48	35.76	37.73	42.32	66.93	dB/100m
Input Power (CW), Max	200	180	170	150	100	Watts

Mechanical Specifications

Diameter	0.24 in [6.1 mm]
Weight	0.039 lbs/ft [0.06 kg/m]
Min. Bend Radius (Installation)	0.75 in [19.05 mm]
Min. Bend Radius (Repeated)	2.5 in [63.5 mm]
Bending Moment	0.25 lbs-ft [0.34 N-m]
Tensile Strength	80 lbs [36.29 kg]
Flat Plate Crush	20 lbs/in [0.36 kg/mm]

Construction Specifications

Description	Material and Plating	Diameter
Inner Conductor	Copper, 1 Strand	0.056 in [1.42 mm]
Conductor Type	Solid	
Dielectric	Foam PE	0.15 in [3.81 mm]
First Shield	Aluminum Tape	
Second Shield	Tinned Copper	
Jacket	FRPE, Black	0.24 in [6.1 mm]

LMR-240-FR Fire Rated version of the 240 series Low Loss Coax



LMR-240-FR

Environmental Specifications

Temperature

Operating Range	-40 to 85 deg C
Installation Range	-40 to 85 deg C
Storage Range	-70 to 85 deg C

Compliance Certifications (see [product page](#) for current document)

Plotted and Other Data

Notes:

LMR-240-FR Fire Rated version of the 240 series Low Loss Coax from Pasternack Enterprises has same day shipment for domestic and International orders. Our RF, microwave and millimeter wave products maintain a 99.4% availability and are part of the broadest selection in the industry.

Click the following link (or enter part number in "SEARCH" on website) to obtain additional part information including price, inventory and certifications: [LMR-240-FR Fire Rated version of the 240 series Low Loss Coax LMR-240-FR](#)

URL: <https://www.pasternack.com/low-loss-flexible-lmr-240-fr-frpe-jacket-aluminum-tape-over-tinned-copper-outer-conductor-double-shielded-lmr-240-fr-p.aspx>

The information contained within this document is accurate to the best of our knowledge and representative of the part described herein. It may be necessary to make modifications to the part and/or the documentation of the part in order to implement improvements. Pasternack Enterprises reserves the right to make such changes as required. Unless otherwise stated, all specifications are nominal. Pasternack Enterprises does not make any representation or warranty regarding the suitability of the part described herein for any particular purpose, and Pasternack Enterprises does not assume liability arising out of the use of any part or document.

LMR-240-FR CAD Drawing

LMR-240-FR Fire Rated version of the 240 series Low Loss Coax

