



TNC Male Connector Crimp/Solder Attachment for RG58, RG303, RG141, PE-C195, PE-P195, LMR-195, 0.195 inch

RF Connectors Technical Data Sheet

PE4156

Configuration

- TNC Male Connector
- 50 Ohms
- Straight Body Geometry

- Connector Interface Types: RG58, RG303, RG141, PE-C195, PE-P195, LMR-195, .195 inch

Features

- Max. Operating Frequency 6 GHz
- Good VSWR of 1.5:1

- Gold Plated Brass Contact
- 30 µin minimum contact plating

Applications

- General Purpose Test
- Custom Cable Assemblies

Description

Pasternack's PE4156 TNC male connector with crimp/solder attachment for RG58, RG303, RG141, PE-C195, PE-P195, LMR-195 and .195 inch is part of our full line of RF components available for same-day shipping. Our TNC male connector operates up to a maximum frequency of 6 GHz and offers good VSWR of 1.5:1.

Our TNC male connector PE4156 datasheet specifications and drawing with dimensions are shown below in this PDF. Pasternack's broad catalog of RF, microwave and millimeter wave connectors allows designers to configure and customize their signal connections however they like. Whether the need is to provide an I/O for a board design, or simply create a custom cable assembly configuration, Pasternack has the right connector for the job. Pasternack can also expertly build your custom cable assemblies for you and ship same-day.

Electrical Specifications

Description	Minimum	Typical	Maximum	Units
Frequency Range	DC		6	GHz
VSWR			1.5:1	
Operating Voltage (AC)			500	Vrms

Mechanical Specifications

Weight 0.033 lbs [14.97 g]

Click the following link (or enter part number in "SEARCH" on website) to obtain additional part information including price, inventory and certifications: [TNC Male Connector Crimp/Solder Attachment for RG58, RG303, RG141, PE-C195, PE-P195, LMR-195, 0.195 inch PE4156](#)



TNC Male Connector Crimp/Solder Attachment for RG58, RG303, RG141, PE-C195, PE-P195, LMR-195, 0.195 inch

RF Connectors Technical Data Sheet

PE4156

Material Specifications

Description	Material	Plating
Contact	Brass	Gold 30 µin minimum
Insulation	PTFE	
Body	Brass	Nickel 100 µin minimum
Coupling Nut	Brass	Nickel 100 µin minimum
Crimp Sleeve	Brass	Nickel

Environmental Specifications

Temperature

Operating Range -65 to +165 deg C

Compliance Certifications (see [product page](#) for current document)

Plotted and Other Data

Notes:

TNC Male Connector Crimp/Solder Attachment for RG58, RG303, RG141, PE-C195, PE-P195, LMR-195, 0.195 inch from Pasternack Enterprises has same day shipment for domestic and International orders. Our RF, microwave and millimeter wave products maintain a 99.4% availability and are part of the broadest selection in the industry.

Click the following link (or enter part number in "SEARCH" on website) to obtain additional part information including price, inventory and certifications: [TNC Male Connector Crimp/Solder Attachment for RG58, RG303, RG141, PE-C195, PE-P195, LMR-195, 0.195 inch PE4156](#)

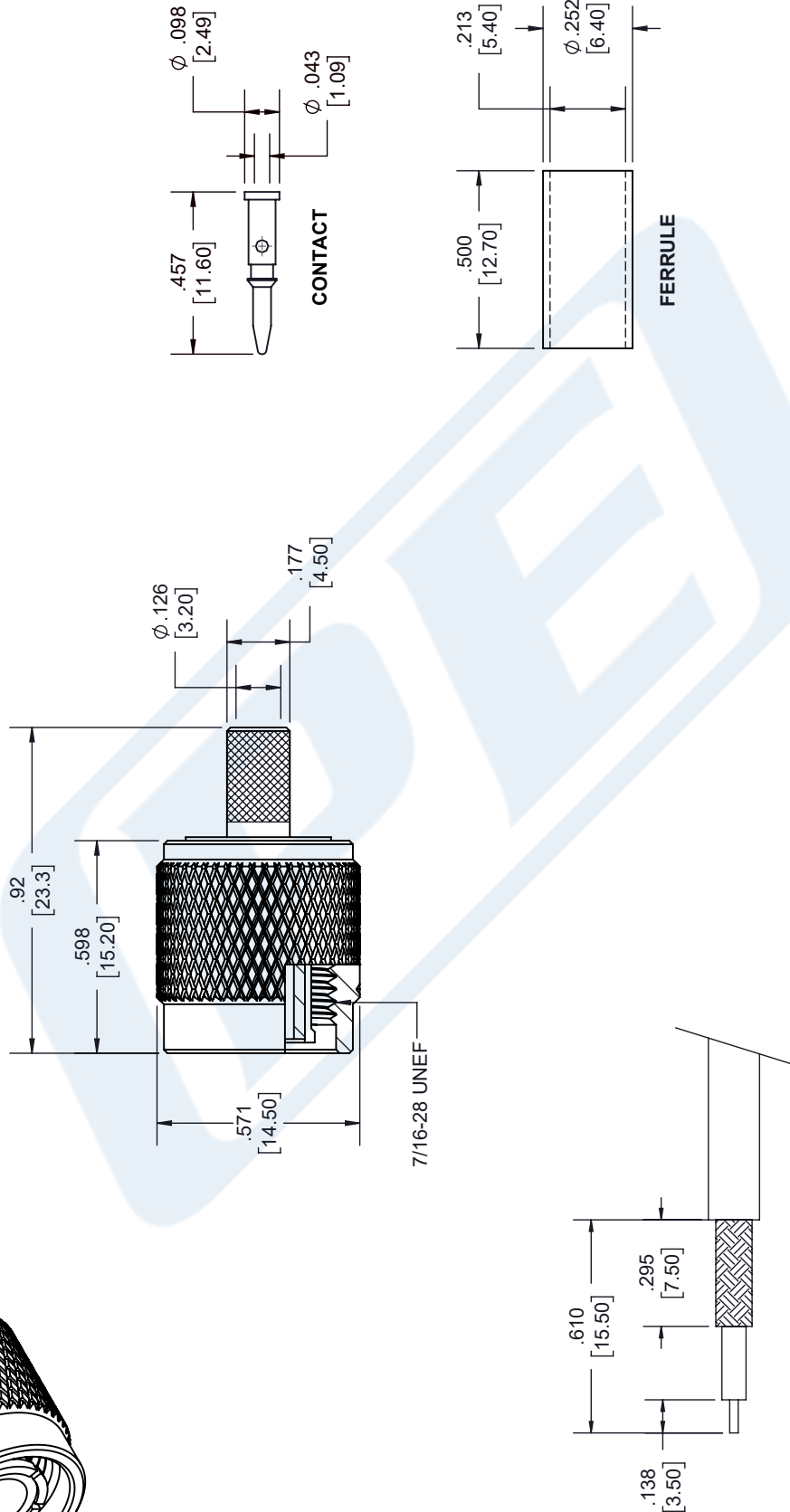
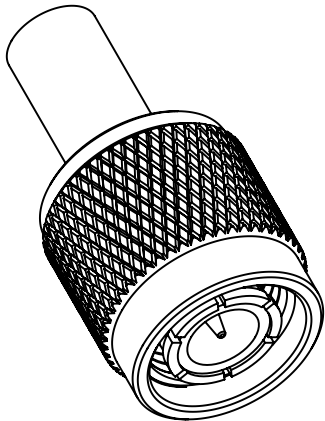
URL: <https://www.pasternack.com/tnc-male-standard-rg58-connector-pe4156-p.aspx>

The information contained in this document is accurate to the best of our knowledge and representative of the part described herein. It may be necessary to make modifications to the part and/or the documentation of the part, in order to implement improvements. Pasternack reserves the right to make such changes as required. Unless otherwise stated, all specifications are nominal. Pasternack does not make any representation or warranty regarding the suitability of the part described herein for any particular purpose, and Pasternack does not assume any liability arising out of the use of any part or documentation.

PE4156 CAD Drawing

TNC Male Connector Crimp/Solder Attachment for RG58, RG303,
RG141, PE-C195, PE-P195, LMR-195, 0.195 inch

REVISIONS			
REV.	DESCRIPTION	DATE	APPROVED
A	PCR PE4156	12/23/2021	A. GANWANI



STRIPPING DIMENSIONS

NOTES:

- CABLE ATTACHMENT:
• OUTER: CRIMP.
• INNER: SOLDER/CRIMP.
- CRIMP SIZE REQUIRED:
• FERRULE: .216 [5.50] HEX. CRIMP TOOL.
• CONTACT: .071 [1.80] HEX. CRIMP TOOL.

THESE COMMODITIES, TECHNOLOGY OR SOFTWARE WERE EXPORTED FROM THE UNITED STATES IN ACCORDANCE WITH THE EXPORT ADMINISTRATION REGULATIONS. DIVERSION CONTRARY TO U.S. LAW PROHIBITED.

UNLESS OTHERWISE SPECIFIED LEADING DIMENSIONS ARE INCHES DIMENSIONS IN [] ARE MILLIMETERS		
TOLERANCES:		
X = ± .2	[.508]	FRACTIONS
XX = ± .02	[.51]	± 1/32
XXX = ± .005	[.13]	ANGLES ± 1°
CABLE LENGTH (L) TOLERANCES:		
L ≤ 12 [305] = +1 [25] / -0		
12 [305] < L ≤ 60 [1524] = +2 [51] / -0		
60 [1524] < L ≤ 120 [3048] = +4 [102] / -0		
120 [3048] < L ≤ 300 [7620] = +6 [152] / -0		
300 [7620] < L = +5% / -0		
ALL DIMENSIONS SHOWN ARE FOR REFERENCE ONLY.		

PE PASTERNAK® an INFINITE® brand Pasternack Enterprises, Inc. P.O. Box 16759, Irvine, CA 92623. Phone: 1.949.261.1920 1.866.727.8376 Fax: 1.949.261.7451 Website: www.pasternack.com E-mail: sales@pasternack.com		THIRD-ANGLE PROJECTION THE INFORMATION AND DESIGN IN THIS DOCUMENT IS THE PROPERTY OF PASTERNAK CORPORATION ALL RIGHTS RESERVED.	
SIZE	CAGE CODE	DRAWN BY	ITEM NO.
A	53919	K.DANG	PE4156
SCALE		SHEET	1 OF 1
REV		A	



TNC Male Connector Crimp/Solder Attachment for RG58, RG303, RG141, PE-C195, PE-P195, LMR-195, 0.195 inch

RF Connectors Technical Data Sheet

PE4156

Configuration

- TNC Male Connector
- 50 Ohms
- Straight Body Geometry

- Connector Interface Types: RG58, RG303, RG141, PE-C195, PE-P195, LMR-195, .195 inch

Features

- Max. Operating Frequency 6 GHz
- Good VSWR of 1.5:1

- Gold Plated Brass Contact
- 30 µin minimum contact plating

Applications

- General Purpose Test
- Custom Cable Assemblies

Description

Pasternack's PE4156 TNC male connector with crimp/solder attachment for RG58, RG303, RG141, PE-C195, PE-P195, LMR-195 and .195 inch is part of our full line of RF components available for same-day shipping. Our TNC male connector operates up to a maximum frequency of 6 GHz and offers good VSWR of 1.5:1.

Our TNC male connector PE4156 datasheet specifications and drawing with dimensions are shown below in this PDF. Pasternack's broad catalog of RF, microwave and millimeter wave connectors allows designers to configure and customize their signal connections however they like. Whether the need is to provide an I/O for a board design, or simply create a custom cable assembly configuration, Pasternack has the right connector for the job. Pasternack can also expertly build your custom cable assemblies for you and ship same-day.

Electrical Specifications

Description	Minimum	Typical	Maximum	Units
Frequency Range	DC		6	GHz
VSWR			1.5:1	
Operating Voltage (AC)			500	Vrms

Mechanical Specifications

Weight

0.033 lbs [14.97 g]

Click the following link (or enter part number in "SEARCH" on website) to obtain additional part information including price, inventory and certifications: [TNC Male Connector Crimp/Solder Attachment for RG58, RG303, RG141, PE-C195, PE-P195, LMR-195, 0.195 inch PE4156](#)



TNC Male Connector Crimp/Solder Attachment for RG58, RG303, RG141, PE-C195, PE-P195, LMR-195, 0.195 inch

RF Connectors Technical Data Sheet

PE4156

Material Specifications

Description	Material	Plating
Contact	Brass	Gold 30 µin minimum
Insulation	PTFE	
Body	Brass	Nickel 100 µin minimum
Coupling Nut	Brass	Nickel 100 µin minimum
Crimp Sleeve	Brass	Nickel

Environmental Specifications

Temperature

Operating Range -65 to +165 deg C

Compliance Certifications (see [product page](#) for current document)

Plotted and Other Data

Notes:

TNC Male Connector Crimp/Solder Attachment for RG58, RG303, RG141, PE-C195, PE-P195, LMR-195, 0.195 inch from Pasternack Enterprises has same day shipment for domestic and International orders. Our RF, microwave and millimeter wave products maintain a 99.4% availability and are part of the broadest selection in the industry.

Click the following link (or enter part number in "SEARCH" on website) to obtain additional part information including price, inventory and certifications: [TNC Male Connector Crimp/Solder Attachment for RG58, RG303, RG141, PE-C195, PE-P195, LMR-195, 0.195 inch PE4156](#)

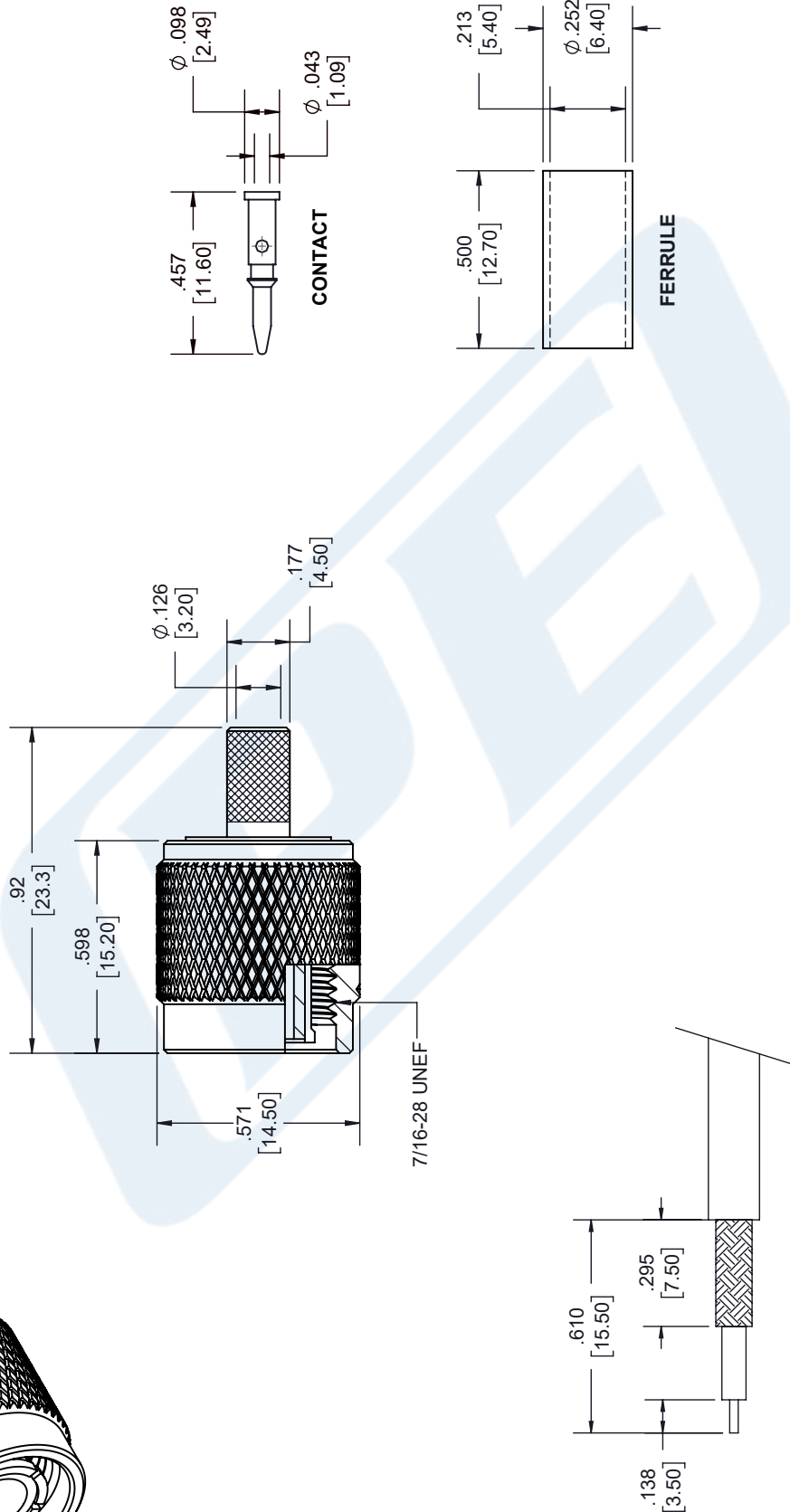
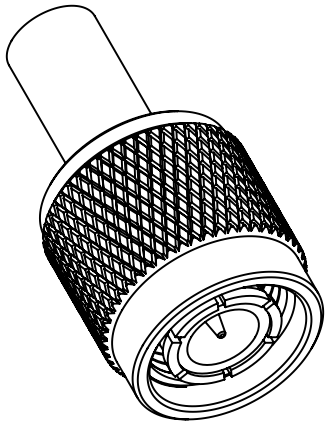
URL: <https://www.pasternack.com/tnc-male-standard-rg58-connector-pe4156-p.aspx>

The information contained in this document is accurate to the best of our knowledge and representative of the part described herein. It may be necessary to make modifications to the part and/or the documentation of the part, in order to implement improvements. Pasternack reserves the right to make such changes as required. Unless otherwise stated, all specifications are nominal. Pasternack does not make any representation or warranty regarding the suitability of the part described herein for any particular purpose, and Pasternack does not assume any liability arising out of the use of any part or documentation.

PE4156 CAD Drawing

TNC Male Connector Crimp/Solder Attachment for RG58, RG303,
RG141, PE-C195, PE-P195, LMR-195, 0.195 inch

REVISIONS			
REV.	DESCRIPTION	DATE	APPROVED
A	PCR PE4156	12/23/2021	A. GANWANI



STRIPPING DIMENSIONS

NOTES:


- CABLE ATTACHMENT:
• OUTER: CRIMP.
• INNER: SOLDER/CRIMP.
- CRIMP SIZE REQUIRED:
• FERRULE: .216 [5.50] HEX. CRIMP TOOL.
• CONTACT: .071 [1.80] HEX. CRIMP TOOL.

THESE COMMODITIES, TECHNOLOGY OR SOFTWARE WERE EXPORTED FROM THE UNITED STATES IN ACCORDANCE WITH THE EXPORT ADMINISTRATION REGULATIONS. DIVERSION CONTRARY TO U.S. LAW PROHIBITED.

UNLESS OTHERWISE SPECIFIED LEADING DIMENSIONS ARE INCHES DIMENSIONS IN [] ARE MILLIMETERS	
TOLERANCES:	FRACTIONS
.X = ± .2	[.50]
.XX = ± .02	[.51]
.XXX = ± .005	[.13]
CABLE LENGTH (L) TOLERANCES:	
L ≤ 12 [305] = +1 [25] / -0	
12 [305] < L ≤ 60 [1524] = ±1 [51] / -0	
60 [1524] < L ≤ 120 [3048] = +4 [102] / -0	
120 [3048] < L ≤ 300 [7620] = +6 [152] / -0	
300 [7620] < L = +5% / -0	
ALL DIMENSIONS SHOWN ARE FOR REFERENCE ONLY.	

PE PASTERNAK® an INFINITE® brand Pasternack Enterprises, Inc. P.O. Box 16759, Irvine, CA 92623. Phone: 1.949.261.1920 1.866.727.8376 Fax: 1.949.261.7451 Website: www.pasternack.com E-mail: sales@pasternack.com		THIRD-ANGLE PROJECTION
SIZE	CAGE CODE	ITEM NO.
A	53919	K.DANG
DRAWN BY		PE4156
SCALE		N/A
SHEET		1 OF 1
REV		A

Low PIM Flexible TCOM-195 Coax Cable Triple Shielded with Black PE Jacket



TCOM-195

Configuration

- Low PIM Flexible Cable
- 3 Shield(s)

Features

- Lightweight and Extremely Flexible
- PIM < -155 dBc
- RF Shielding >100 dB
- Low Loss Dielectric 80% VoP
- UV Resistant, Life Expectancy > 20 Years

Applications

- Wireless Base Station Interconnect
- Distributed Antenna Systems (DAS)
- Outdoor Applications
- Antenna Jumpers
- Small Cell

Description

The TCOM-195 part number from Pasternack is a TCOM-195 low PIM coax cable that is flexible. Pasternack flexible coax RF cable has an impedance of 50 Ohm and a foam polyethylene dielectric. Our TCOM-195 coax cable is constructed with a 0.195-inch jacket made of polyethylene. This coaxial cable has a dielectric withstanding voltage of 1000 Vdc. This black low PIM coax cable has a nominal capacitance of 25.40 pF/Ft

This TCOM-195 flexible RF cable has a shield count of 3. Our coax cable from Pasternack has a maximum frequency of 18 GHz. The maximum passive intermodulation of this low PIM cable is -155 dBc. Additional specifications for this TCOM-195 RF coaxial cable are on our downloadable PDF datasheet above. This low PIM RF cable has a one-time minimum bend radius of 0.5 inches and a repeat minimum bend radius of 2 inches. Our flexible 50 Ohm coax cable has a peak power rating of 2500 watts.


Our TCOM-195 coax cable can operate at temperatures ranging from -40 to 85 deg C. The black-colored coax RF cable has a typical insertion loss/attenuation of 4.5, 8, 11, 17, 27, 39, and 54 dB/100ft at frequencies of 150 MHz, 450 MHz, 900 MHz, 2000 MHz, 5000 MHz, 10000 MHz and 18000 MHz respectively. Our TCOM-195 flexible RF cable has a solid copper center conductor. This coaxial cable features a dual shield of tinned copper braid over the silver plated copper braid.

Pasternack TCOM-195 low PIM coax cables are part of our RF, microwave, and millimeter wave components. These flexible cables and our other RF parts are available for same-day shipping worldwide. Custom RF cable assemblies using TCOM-195, or other coax can be built and shipped the same business day as well.

Electrical Specifications

Description	Minimum	Typical	Maximum	Units
Frequency Range	DC		18	GHz
Impedance		50		Ohms
Velocity of Propagation		80		%
Time Delay		1.27 [4.17]		ns/ft [ns/m]
Passive Intermodulation			-155	dBc
Dielectric Withstanding Voltage (DC)			1,000	Vdc
Jacket Spark			3,000	Vrms

Low PIM Flexible TCOM-195 Coax Cable Triple Shielded with Black PE Jacket



TCOM-195

Electrical Specifications

Description	Minimum	Typical	Maximum	Units
Inner Conductor DC Resistance			7.16	Ohms/1000ft
Outer Conductor DC Resistance			3.42	Ohms/1000ft
Nominal Capacitance		25.4 [83.33]		pF/ft [pF/m]
Nominal Inductance		0.064 [0.21]		uH/ft [uH/m]
Input Power (Peak)			2.5	kWatts

Performance by Frequency Band

Description	F1	F2	F3	F4	F5	Units
Frequency	0.15	0.45	0.9	2	5	GHz
Attenuation, Typ	4.5	8	11	17	27	dB/100ft
	14.76	26.25	36.09	55.77	88.58	dB/100m

Description	F6	F7	F8	F9	F10	Units
Frequency	10	18				GHz
Attenuation, Typ	39	54				dB/100ft
	127.95	177.17				dB/100m

Mechanical Specifications

Diameter	0.195 in [4.95 mm]
Weight	0.035 lbs/ft [0.05 kg/m]
Min. Bend Radius (Installation)	0.5 in [12.7 mm]
Min. Bend Radius (Repeated)	2 in [50.8 mm]
Bending Moment	0.2 lbs-ft [0.27 N-m]
Flat Plate Crush	15 lbs/in [0.27 kg/mm]


Construction Specifications

Description	Material and Plating	Diameter
Inner Conductor	Copper, 1 Strand	0.037 in [0.94 mm]
Conductor Type	Solid	
Dielectric	PE (F)	0.11 in [2.79 mm]
First Shield	Silver Plated Copper Braid	0.12 in [3.05 mm]
Second Shield	Tinned Copper Braid over Aluminum Tape	0.148 in [3.76 mm]
Jacket	PE, Black	0.195 in [4.95 mm]

Environmental Specifications

Temperature	
Operating Range	-40 to +85 deg C

Low PIM Flexible TCOM-195 Coax Cable Triple Shielded with Black PE Jacket



TCOM-195

Installation Range	-40 to +85 deg C
Storage Range	-70 to +85 deg C

Compliance Certifications (see [product page](#) for current document)

Plotted and Other Data

Notes:

Low PIM Flexible TCOM-195 Coax Cable Triple Shielded with Black PE Jacket from Pasternack Enterprises has same day shipment for domestic and International orders. Our RF, microwave and millimeter wave products maintain a 99.4% availability and are part of the broadest selection in the industry.

Click the following link (or enter part number in "SEARCH" on website) to obtain additional part information including price, inventory and certifications: [Low PIM Flexible TCOM-195 Coax Cable Triple Shielded with Black PE Jacket TCOM-195](#)

URL: <https://www.pasternack.com/low-pim-flexible-tcom240-bulk-pe-jacket-silver-plated-copper-braid-over-tinned-copper-braid-outer-conductor-double-shielded-tcom-240-bulk-p.aspx>

The information contained within this document is accurate to the best of our knowledge and representative of the part described herein. It may be necessary to make modifications to the part and/or the documentation of the part in order to implement improvements. Pasternack Enterprises reserves the right to make such changes as required. Unless otherwise stated, all specifications are nominal. Pasternack Enterprises does not make any representation or warranty regarding the suitability of the part described herein for any particular purpose, and Pasternack Enterprises does not assume liability arising out of the use of any part or document.

TCOM-195 CAD Drawing

Low PIM Flexible TCOM-195 Coax Cable Triple Shielded with Black PE Jacket

