



7/16 DIN Female Bulkhead Mount Connector Crimp/
Solder Attachment for PE-C600, LMR-600, LMR-
600-DB, 0.600 inch, 1.161 inch DD Hole

RF Connectors Technical Data Sheet

PE44551

Configuration

- 7/16 DIN Female Connector
- 50 Ohms
- Straight Body Geometry
- PE-C600, LMR-600, LMR-600-DB, 0.600 inch Inter-
- face Type
- Crimp/Solder Attachment
- Bulkhead

Features

- Max. Operating Frequency 7.5 GHz
- Silver Plated Brass Contact

Applications

- General Purpose Test
- Rack and Panel Mount Applications
- Custom Cable Assemblies

Description

Pasternack's PE44551 7/16 DIN female bulkhead connector with crimp/solder attachment for PE-C600, LMR-600, LMR-600-DB and 0.600 inch (1.161 inch DD hole) is part of our full line of RF components available for same-day shipping. Our 7/16 DIN female connector operates up to a maximum frequency of 7.5 GHz. This 7/16 DIN bulkhead connector allows designers to create external connections on their product enclosures, and can be used in a variety of other rack mount and panel mount applications.

Our 7/16 DIN female bulkhead connector PE44551 datasheet specifications and drawing with dimensions are shown below in this PDF. Pasternack's broad catalog of RF, microwave and millimeter wave connectors allows designers to configure and customize their signal connections however they like. Whether the need is to provide an I/O for a board design, or simply create a custom cable assembly configuration, Pasternack has the right connector for the job. Pasternack can also expertly build your custom cable assemblies for you and ship same-day.

Electrical Specifications

Description	Minimum	Typical	Maximum	Units
Frequency Range	DC		7.5	GHz

Mechanical Specifications

Size

Length	2.14 in [54.36 mm]
Width/Dia.	1.54 in [39.12 mm]
Weight	0.351 lbs [159.21 g]

Click the following link (or enter part number in "SEARCH" on website) to obtain additional part information including price, inventory and certifications: [7/16 DIN Female Bulkhead Mount Connector Crimp/Solder Attachment for PE-C600, LMR-600, LMR-600-DB, 0.600 inch, 1.161 inch DD Hole PE44551](#)



7/16 DIN Female Bulkhead Mount Connector Crimp/
Solder Attachment for PE-C600, LMR-600, LMR-
600-DB, 0.600 inch, 1.161 inch DD Hole

RF Connectors Technical Data Sheet

PE44551

Material Specifications

Description	Material	Plating
Contact	Brass	Silver
Insulation	PTFE	
Body	Brass	Tri-Metal

Environmental Specifications

Temperature

Operating Range -65 to +165 deg C

Compliance Certifications (see [product page](#) for current document)

Plotted and Other Data

Notes:

7/16 DIN Female Bulkhead Mount Connector Crimp/Solder Attachment for PE-C600, LMR-600, LMR-600-DB, 0.600 inch, 1.161 inch DD Hole from Pasternack Enterprises has same day shipment for domestic and International orders. Our RF, microwave and millimeter wave products maintain a 99% availability and are part of the broadest selection in the industry.

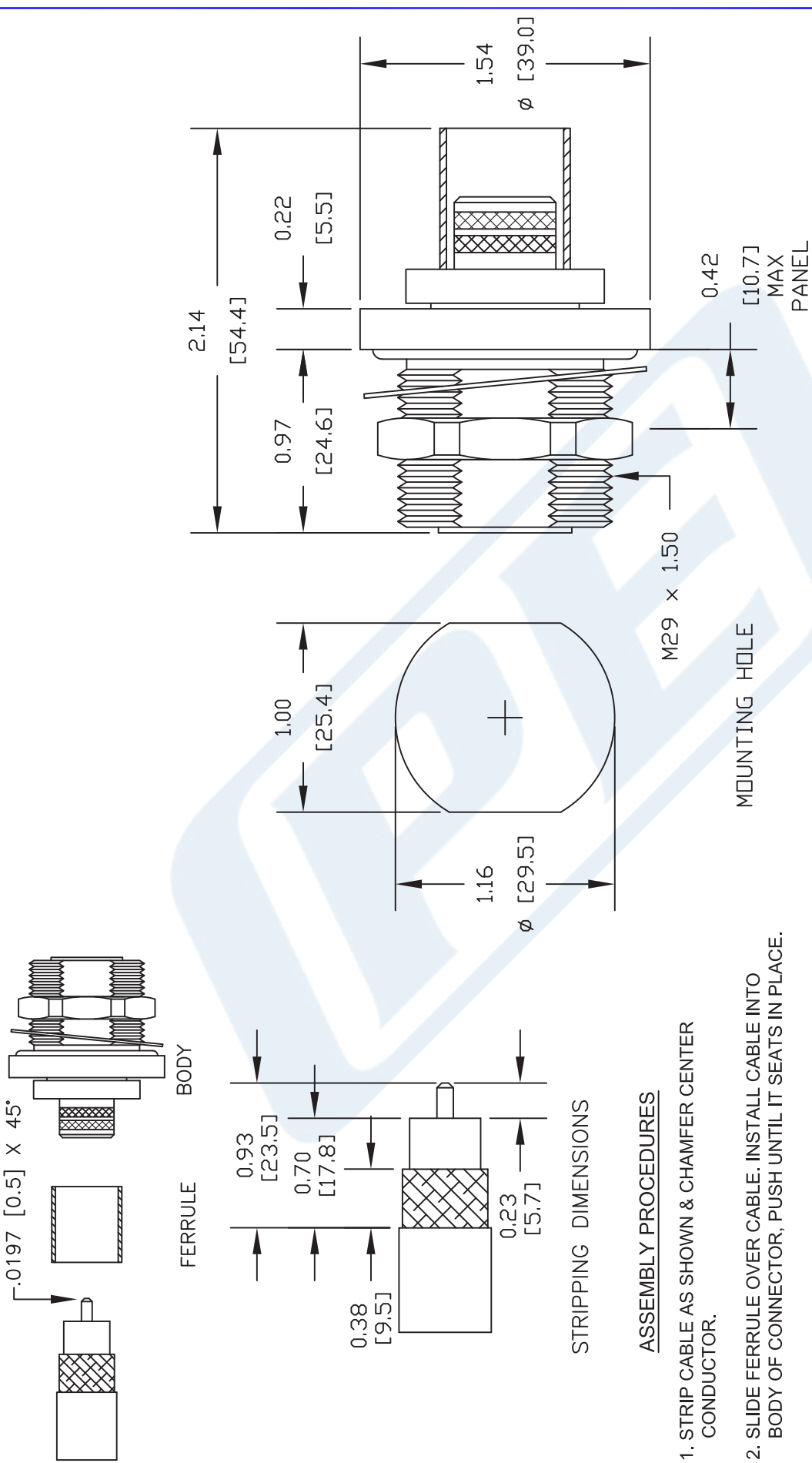
Click the following link (or enter part number in "SEARCH" on website) to obtain additional part information including price, inventory and certifications: [7/16 DIN Female Bulkhead Mount Connector Crimp/Solder Attachment for PE-C600, LMR-600, LMR-600-DB, 0.600 inch, 1.161 inch DD Hole PE44551](#)

URL: <https://www.pasternack.com/7-16-female-standard-pe-c600-0.600-connector-pe44551-p.aspx>

The information contained in this document is accurate to the best of our knowledge and representative of the part described herein. It may be necessary to make modifications to the part and/or the documentation of the part, in order to implement improvements. Pasternack reserves the right to make such changes as required. Unless otherwise stated, all specifications are nominal. Pasternack does not make any representation or warranty regarding the suitability of the part described herein for any particular purpose, and Pasternack does not assume any liability arising out of the use of any part or documentation.

PE44551 CAD Drawing

7/16 DIN Female Bulkhead Mount Connector Crimp/Solder Attachment for
PE-C600, LMR-600, LMR-600-DB, 0.600 inch, 1.161 inch DD Hole



NOTES:
1. UNLESS OTHERWISE SPECIFIED ALL DIMENSIONS ARE NOMINAL.
2. ALL SPECIFICATIONS ARE SUBJECT TO CHANGE WITHOUT NOTICE AT ANY TIME.
3. DIMENSIONS ARE IN INCHES [mm].
4. FITS MIL-C-17 AND EQUIVALENT CABLES.

DWG TITLE
PE44551

FSCM NO. 53919

CAD FILE 081911

SCALE N/A

SIZE A

2233

PASTERNACK®
Pasternack Enterprises, Inc.
P.O. Box 16759 | Irvine | CA | 92623
Phone: (949) 261-1920 | Fax: (949) 261-7451
Website: www.pasternack.com | E-Mail: sales@pasternack.com



7/16 DIN Female Bulkhead Mount Connector Crimp/
Solder Attachment for PE-C600, LMR-600, LMR-
600-DB, 0.600 inch, 1.161 inch DD Hole

RF Connectors Technical Data Sheet

PE44551

Configuration

- 7/16 DIN Female Connector
- 50 Ohms
- Straight Body Geometry
- PE-C600, LMR-600, LMR-600-DB, 0.600 inch Inter-
- face Type
- Crimp/Solder Attachment
- Bulkhead

Features

- Max. Operating Frequency 7.5 GHz
- Silver Plated Brass Contact

Applications

- General Purpose Test
- Rack and Panel Mount Applications
- Custom Cable Assemblies

Description

Pasternack's PE44551 7/16 DIN female bulkhead connector with crimp/solder attachment for PE-C600, LMR-600, LMR-600-DB and 0.600 inch (1.161 inch DD hole) is part of our full line of RF components available for same-day shipping. Our 7/16 DIN female connector operates up to a maximum frequency of 7.5 GHz. This 7/16 DIN bulkhead connector allows designers to create external connections on their product enclosures, and can be used in a variety of other rack mount and panel mount applications.

Our 7/16 DIN female bulkhead connector PE44551 datasheet specifications and drawing with dimensions are shown below in this PDF. Pasternack's broad catalog of RF, microwave and millimeter wave connectors allows designers to configure and customize their signal connections however they like. Whether the need is to provide an I/O for a board design, or simply create a custom cable assembly configuration, Pasternack has the right connector for the job. Pasternack can also expertly build your custom cable assemblies for you and ship same-day.

Electrical Specifications

Description	Minimum	Typical	Maximum	Units
Frequency Range	DC		7.5	GHz

Mechanical Specifications

Size

Length	2.14 in [54.36 mm]
Width/Dia.	1.54 in [39.12 mm]
Weight	0.351 lbs [159.21 g]

Click the following link (or enter part number in "SEARCH" on website) to obtain additional part information including price, inventory and certifications: [7/16 DIN Female Bulkhead Mount Connector Crimp/Solder Attachment for PE-C600, LMR-600, LMR-600-DB, 0.600 inch, 1.161 inch DD Hole PE44551](#)



7/16 DIN Female Bulkhead Mount Connector Crimp/
Solder Attachment for PE-C600, LMR-600, LMR-
600-DB, 0.600 inch, 1.161 inch DD Hole

RF Connectors Technical Data Sheet

PE44551

Material Specifications

Description	Material	Plating
Contact	Brass	Silver
Insulation	PTFE	
Body	Brass	Tri-Metal

Environmental Specifications

Temperature

Operating Range -65 to +165 deg C

Compliance Certifications (see [product page](#) for current document)

Plotted and Other Data

Notes:

7/16 DIN Female Bulkhead Mount Connector Crimp/Solder Attachment for PE-C600, LMR-600, LMR-600-DB, 0.600 inch, 1.161 inch DD Hole from Pasternack Enterprises has same day shipment for domestic and International orders. Our RF, microwave and millimeter wave products maintain a 99% availability and are part of the broadest selection in the industry.

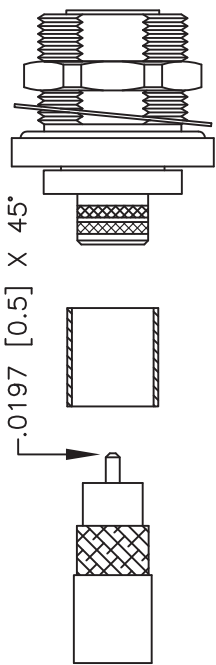
Click the following link (or enter part number in "SEARCH" on website) to obtain additional part information including price, inventory and certifications: [7/16 DIN Female Bulkhead Mount Connector Crimp/Solder Attachment for PE-C600, LMR-600, LMR-600-DB, 0.600 inch, 1.161 inch DD Hole PE44551](#)

URL: <https://www.pasternack.com/7-16-female-standard-pe-c600-0.600-connector-pe44551-p.aspx>

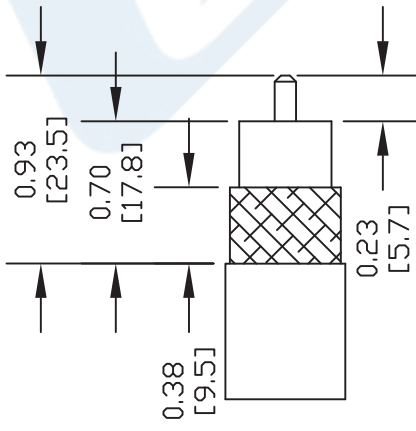
The information contained in this document is accurate to the best of our knowledge and representative of the part described herein. It may be necessary to make modifications to the part and/or the documentation of the part, in order to implement improvements. Pasternack reserves the right to make such changes as required. Unless otherwise stated, all specifications are nominal. Pasternack does not make any representation or warranty regarding the suitability of the part described herein for any particular purpose, and Pasternack does not assume any liability arising out of the use of any part or documentation.

PE44551 CAD Drawing

7/16 DIN Female Bulkhead Mount Connector Crimp/Solder Attachment for
PE-C600, LMR-600, LMR-600-DB, 0.600 inch, 1.161 inch DD Hole



FERRULE BODY



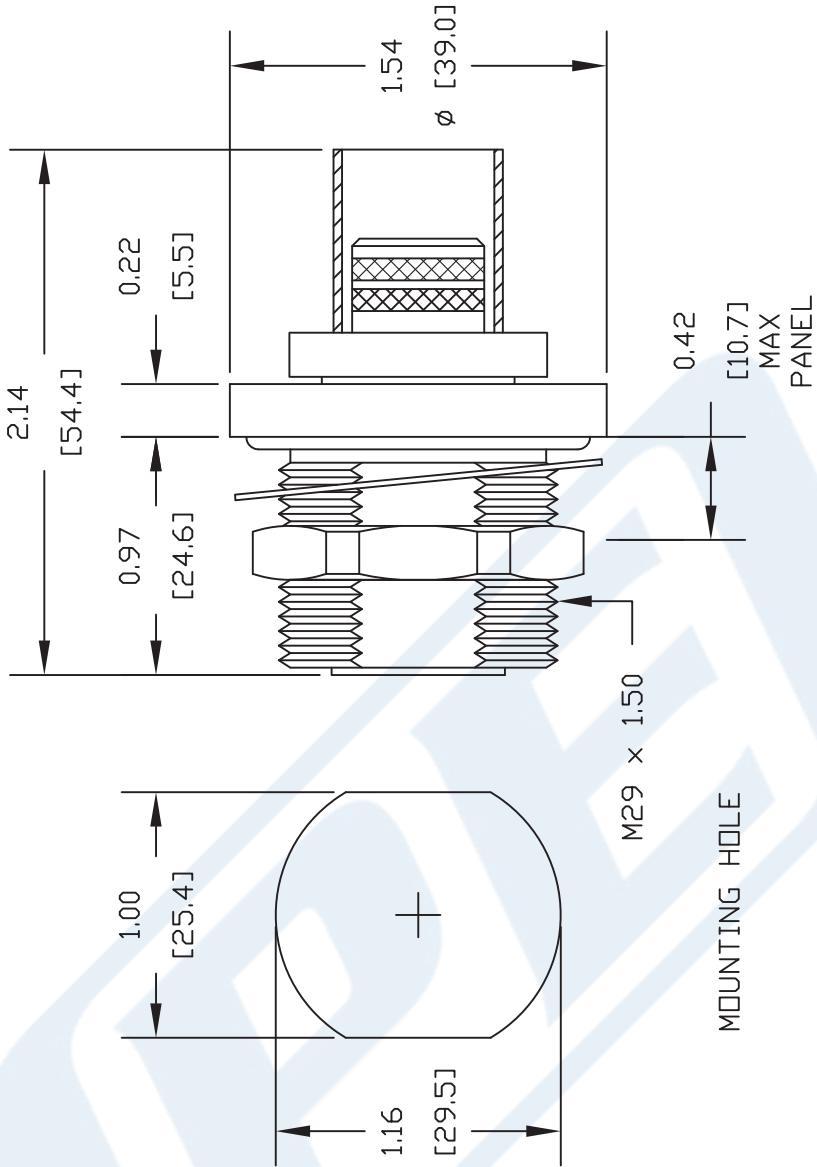
STRIPPING DIMENSIONS

ASSEMBLY PROCEDURES

1. STRIP CABLE AS SHOWN & CHAMFER CENTER CONDUCTOR.
2. SLIDE FERRULE OVER CABLE. INSTALL CABLE INTO BODY OF CONNECTOR, PUSH UNTIL IT SEATS IN PLACE.
3. SLIDE FERRULE FORWARD AND BUTT AGAINST CONNECTOR SHOULDER, THEN CRIMP FERRULE.

CRIMP SIZE REQUIRED

FERRULE: .610" HEX CRIMP TOOL



MOUNTING HOLE



Pasternack Enterprises, Inc.
P.O. Box 16759 | Irvine | CA | 92623
Phone: (949) 261-1920 | Fax: (949) 261-7451
Website: www.pasternack.com | E-Mail: sales@pasternack.com

DWG TITLE

PE44551

FSCM NO. 53919

CAD FILE 081911


SCALE N/A

SIZE A

2233

NOTES:
1. UNLESS OTHERWISE SPECIFIED ALL DIMENSIONS ARE NOMINAL.
2. ALL SPECIFICATIONS ARE SUBJECT TO CHANGE WITHOUT NOTICE AT ANY TIME.
3. DIMENSIONS ARE IN INCHES [mm].
4. FITS MIL-C-17 AND EQUIVALENT CABLES.

Low Loss Flexible LMR-600-UF Outdoor Rated Coax Cable Double Shielded with Black TPE Jacket Ultra Flex



LMR-600-UF



Times Microwave Systems Connector Specification

Configuration

- Low Loss, Outdoor Flexible Cable
- 2 Shield(s)

Features

- Ultra Flexible Coax with Stranded Center Conductor
- Max Operating Frequency of 8 GHz
- Phase Velocity 87% VoP
- Max Operating Temperature +85°C
- TPE Jacket
- Min Install Bend Radius of 1.5 inches

Applications

- RF Test Systems
- Antenna Installs
- Laboratory Applications
- General Purpose RF Interconnect
- Jumper Assemblies

Description

LMR-600-UF Ultra Flex version of the 600 series Low Loss Coax from Times Microwave is part of the large product offering by Pasternack of radio frequency coaxial cable types specifically stocked to be ready for same-day shipment. Pasternack LMR-600-UF coax cable is manufactured in an ultra flexible design and has a 50 Ohm impedance. This low loss and ultra flexible 50 Ohm coax cable LMR-600-UF is constructed with a 0.590 inch diameter and Black TPE jacket.

LMR-600-UF flexible 50 Ohm coax cable with TPE jacket is rated for a 8 GHz maximum operating frequency. This 50 Ohm 0.590 inch diameter and low loss ultra flexible coax cable is built with an aluminum double shield count and RF shielding of 90 dB. Times Microwave LMR-600-UF TPE coax is constructed with Foam PE dielectric and a maximum operating temperature of 85 degrees C. Pasternack's offering of LMR-600-UF coax cable provides specs for this wire on its RF coax cable LMR-600-UF datasheet.


LMR-600-UF cable is part of more than one million RF, microwave parts in stock at Pasternack. This Times Microwave low loss ultra flexible LMR-600-UF coax cable is ready to buy and can be shipped worldwide. Pasternack also maintains a wide selection of other radio frequency coaxial cable types that ship same-day from our warehouse as with the rest of our other RF/microwave components.

* LMR™ is a trademark of Times Microwave Systems.

Electrical Specifications

Description	Minimum	Typical	Maximum	Units
Frequency Range	DC		8	GHz
Impedance		50		Ohms
Velocity of Propagation		87		%
Time Delay		1.17 [3.84]		ns/ft [ns/m]
Shielding Effectiveness	90			dB
Dielectric Withstanding Voltage (DC)			4,000	Vdc
Jacket Spark			8,000	Vrms
Inner Conductor DC Resistance			0.43	Ohms/1000ft

Low Loss Flexible LMR-600-UF Outdoor Rated Coax Cable Double Shielded with Black TPE Jacket Ultra Flex



LMR-600-UF

Electrical Specifications

Description	Minimum	Typical	Maximum	Units
Outer Conductor DC Resistance			1.2	Ohms/1000ft
Nominal Capacitance		23.4 [76.77]		pF/ft [pF/m]
Nominal Inductance		0.058 [0.19]		uH/ft [uH/m]
Input Power (Peak)			40	kWatts

Performance by Frequency Band

Description	F1	F2	F3	F4	F5	Units
Frequency	50	150	220	450	900	MHz
Attenuation, Typ	0.7	1.2	1.4	2.1	3	dB/100ft
	2.3	3.94	4.59	6.89	9.84	dB/100m
Input Power (CW), Max	3,530	2,000	1,640	1,120	770	Watts

Description	F6	F7	F8	F9	F10	Units
Frequency	1.5	1.8	2	2.5	8	GHz
Attenuation, Typ	4	4.4	4.7	5.3	8.7	dB/100ft
	13.12	14.44	15.42	17.39	28.54	dB/100m
Input Power (CW), Max	580	520	490	430	260	Watts


Mechanical Specifications

Diameter	0.59 in [14.99 mm]
Weight	0.176 lbs/ft [0.26 kg/m]
Min. Bend Radius (Installation)	1.5 in [38.1 mm]
Min. Bend Radius (Repeated)	6 in [152.4 mm]
Bending Moment	1.75 lbs-ft [2.37 N-m]
Tensile Strength	350 lbs [158.76 kg]
Flat Plate Crush	40 lbs/in [0.71 kg/mm]

Construction Specifications

Description	Material and Plating	Diameter
Inner Conductor	Copper, 1 Strand	0.176 in [4.47 mm]
Conductor Type	Stranded	
Dielectric	Foam PE	0.455 in [11.56 mm]
First Shield	Aluminum Tape	
Second Shield	Tinned Copper	
Jacket	TPE, Black	0.59 in [14.99 mm]

Low Loss Flexible LMR-600-UF Outdoor Rated Coax Cable Double Shielded with Black TPE Jacket Ultra Flex



LMR-600-UF

Environmental Specifications

Temperature

Operating Range	-40 to +85 deg C
Installation Range	-40 to +85 deg C
Storage Range	-70 to +85 deg C

Environmental Specification Notes:
Indoor/Outdoor

Compliance Certifications (see [product page](#) for current document)

Plotted and Other Data

Notes:

Low Loss Flexible LMR-600-UF Outdoor Rated Coax Cable Double Shielded with Black TPE Jacket Ultra Flex from Pasternack Enterprises has same day shipment for domestic and International orders. Our RF, microwave and millimeter wave products maintain a 99.4% availability and are part of the broadest selection in the industry.

Click the following link (or enter part number in "SEARCH" on website) to obtain additional part information including price, inventory and certifications: [Low Loss Flexible LMR-600-UF Outdoor Rated Coax Cable Double Shielded with Black TPE Jacket Ultra Flex LMR-600-UF](#)

URL: <https://www.pasternack.com/low-loss-flexible-lmr-600-uf-tpe-jacket-aluminum-tape-over-tinned-copper-outer-conductor-double-shielded-lmr-600-uf-p.aspx>

The information contained within this document is accurate to the best of our knowledge and representative of the part described herein. It may be necessary to make modifications to the part and/or the documentation of the part in order to implement improvements. Pasternack Enterprises reserves the right to make such changes as required. Unless otherwise stated, all specifications are nominal. Pasternack Enterprises does not make any representation or warranty regarding the suitability of the part described herein for any particular purpose, and Pasternack Enterprises does not assume liability arising out of the use of any part or document.

Low Loss Flexible LMR-600-UF Outdoor Rated Coax Cable Double Shielded with Black TPE Jacket Ultra Flex

