



SMA Male Precision Connector Solder Attachment for PE-047SR, PE-SR047AL, PE-SR047FL

RF Connectors Technical Data Sheet

PE4404

Configuration

- SMA Male Connector
- MIL-STD-348
- 50 Ohms
- Straight Body Geometry
- Connector Interface Types: PE-047SR, PE-SR047AL, PE-SR047FL
- 5/16 inch Hex
- Precision Design

Features

- Max. Operating Frequency 10 GHz
- Excellent VSWR of 1.2:1
- Gold over Nickel Plated Beryllium Copper Contact
- 50 μ m minimum contact plating

Applications

- General Purpose Test
- Precision Test & Measurement
- Custom Cable Assemblies

Description

Pasternack's PE4404 SMA male connector with solder/solder attachment for PE-047SR, PE-SR047AL and PE-SR047FL is part of our full line of RF components available for same-day shipping. Our SMA male connector operates up to a maximum frequency of 10 GHz and offers excellent VSWR of 1.2:1.

Our SMA male connector PE4404 datasheet specifications and drawing with dimensions are shown below in this PDF. Pasternack's broad catalog of RF, microwave and millimeter wave connectors allows designers to configure and customize their signal connections however they like. Whether the need is to provide an I/O for a board design, or simply create a custom cable assembly configuration, Pasternack has the right connector for the job. Pasternack can also expertly build your custom cable assemblies for you and ship same-day.

Electrical Specifications

| Description | Minimum | Typical | Maximum | Units |
|--|---------|---------|---------|-------|
| Frequency Range | DC | | 10 | GHz |
| VSWR | | | 1.2:1 | |
| Insertion Loss | | | 0.17 | dB |
| Operating Voltage (AC) | | | 500 | Vrms |
| Dielectric Withstanding Voltage (AC) | | | 1,500 | Vrms |
| High Potential Voltage 5 to 7.5 MHz | | | 1,000 | Vrms |
| Corona Discharge at 70,000 ft | | | 375 | Vrms |
| Insulation Resistance | 5,000 | | | MOhms |

Click the following link (or enter part number in "SEARCH" on website) to obtain additional part information including price, inventory and certifications: [SMA Male Precision Connector Solder Attachment for PE-047SR, PE-SR047AL, PE-SR047FL PE4404](#)



SMA Male Precision Connector Solder Attachment for PE-047SR, PE-SR047AL, PE-SR047FL

RF Connectors Technical Data Sheet

PE4404

Performance by Frequency

| Description | F1 | F2 | F3 | F4 | F5 | Units |
|-----------------|----------|----------|----|----|----|-------|
| Frequency Range | DC to 14 | 14 to 10 | | | | GHz |
| VSWR, Max | 1.13:1 | 1.2:1 | | | | |

Electrical Specification Notes:
Insertion loss: 0.04 x sqrt(fGHz) dB max.
RF leakage: 90 dB min up to 1 GHz.

Mechanical Specifications

| | |
|---------------|----------------------------------|
| Size | |
| Length | 0.489 in [12.42 mm] |
| Width/Dia. | 0.312 in [7.92 mm] |
| Weight | 0.008 lbs [3.63 g] |
| Mating Cycles | 500 Cycles |
| Mating Torque | 7 to 10 in-lbs [0.79 to 1.13 Nm] |

Material Specifications


| Description | Material | Plating |
|--------------|------------------|------------------------------------|
| Contact | Beryllium Copper | Gold over Nickel 50 µin minimum |
| Insulation | PTFE | |
| Body | Brass | Gold over Nickel 50 µin minimum |
| Coupling Nut | Brass | Nickel 50 µin minimum |

Environmental Specifications

| | |
|--------------------|---|
| Temperature | |
| Operating Range | -65 to +165 deg C |
| Humidity | MIL-STD-202, Method 106, No Vibration |
| Shock | MIL-STD-202, Method 213, Condition I |
| Vibration | MIL-STD-202, Method 204, Condition D |
| Thermal Shock | MIL-STD-202, Method 107, Condition B |
| Salt Spray | MIL-STD-202, Method 101, Condition B (5%) |

Click the following link (or enter part number in "SEARCH" on website) to obtain additional part information including price, inventory and certifications: [SMA Male Precision Connector Solder Attachment for PE-047SR, PE-SR047AL, PE-SR047FL PE4404](#)

SMA Male Precision Connector Solder Attachment
for PE-047SR, PE-SR047AL, PE-SR047FL



RF Connectors
Technical Data Sheet

PE4404

Compliance Certifications (see [product page](#) for current document)

Plotted and Other Data

Notes:

Click the following link (or enter part number in "SEARCH" on website) to obtain additional part information including price, inventory and certifications: [SMA Male Precision Connector Solder Attachment for PE-047SR, PE-SR047AL, PE-SR047FL PE4404](#)

SMA Male Precision Connector Solder Attachment for PE-047SR, PE-SR047AL, PE-SR047FL

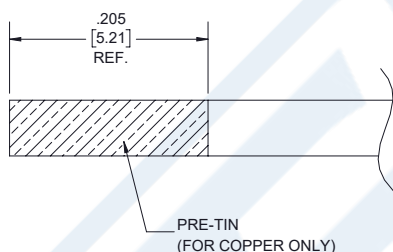


RF Connectors Technical Data Sheet

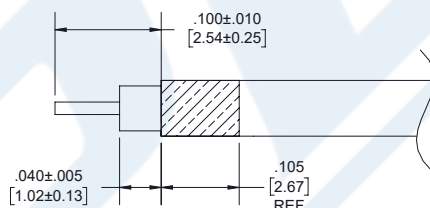
PE4404

Assembly Instruction

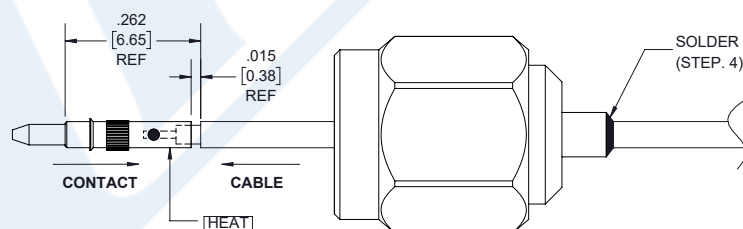
1. PRE-TIN CABLE JACKET TO THE REFERENCE LENGTH AS SHOWN. ONLY FOR COPPER OUTER CONDUCTOR CABLE.



2. A. STRIP CABLE TO THE DIMENSIONS AS SHOWN TO EXPOSE CENTER CONDUCTOR AND DIELECTRIC.
B. PRE-TIN CABLE CENTER CONTACT.
C. SLIDE CONNECTOR THROUGH CABLE.




3. INSERT CENTER CONDUCTOR INTO CONTACT UNTIL DIELECTRIC BOTTOMS INSIDE CONTACT. SOFT SOLDER CONTACT TO CENTER CONDUCTOR. DO NOT OVER HEAT DIELECTRIC.



4. USING ASSEMBLY TOOL, PRESS CONTACT FULLY INTO INSULATOR. SOLDER OUTER CONDUCTOR TO BODY.

Click the following link (or enter part number in "SEARCH" on website) to obtain additional part information including price, inventory and certifications: [SMA Male Precision Connector Solder Attachment for PE-047SR, PE-SR047AL, PE-SR047FL PE4404](#)



SMA Male Precision Connector Solder Attachment for PE-047SR, PE-SR047AL, PE-SR047FL

RF Connectors Technical Data Sheet

PE4404

SMA Male Precision Connector Solder Attachment for PE-047SR, PE-SR047AL, PE-SR047FL from Pasternack Enterprises has same day shipment for domestic and International orders. Our RF, microwave and millimeter wave products maintain a 99.4% availability and are part of the broadest selection in the industry.

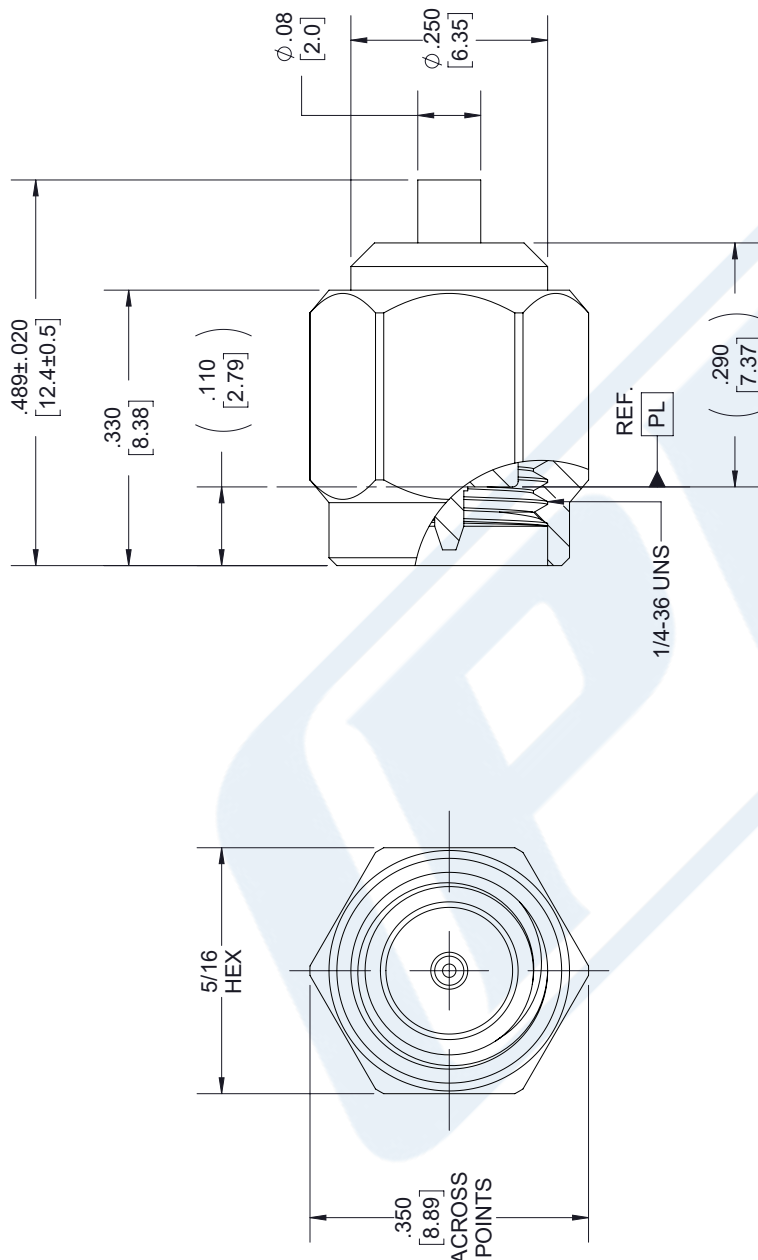
Click the following link (or enter part number in "SEARCH" on website) to obtain additional part information including price, inventory and certifications: [SMA Male Precision Connector Solder Attachment for PE-047SR, PE-SR047AL, PE-SR047FL PE4404](https://www.pasternack.com/sma-male-pe-047sr-pe-sr047al-pe-sr047fl-connector-pe4404-p.aspx)

URL: <https://www.pasternack.com/sma-male-pe-047sr-pe-sr047al-pe-sr047fl-connector-pe4404-p.aspx>

The information contained in this document is accurate to the best of our knowledge and representative of the part described herein. It may be necessary to make modifications to the part and/or the documentation of the part, in order to implement improvements. Pasternack reserves the right to make such changes as required. Unless otherwise stated, all specifications are nominal. Pasternack does not make any representation or warranty regarding the suitability of the part described herein for any particular purpose, and Pasternack does not assume any liability arising out of the use of any part or documentation.

PE4404 CAD Drawing

SMA Male Precision Connector Solder Attachment for PE-047SR, PE-SR047AL, PE-SR047FL



STANDARD TOLERANCES

.X ±0.2
.XX ±0.01
.XXX ±0.005

*STANDARD TOLERANCES APPLY ONLY TO DIMENSIONS IN INCHES



Pasternack Enterprises, Inc.
P.O. Box 16759 | Irvine | CA | 92623
Phone: (949) 261-1920 | Fax: (949) 261-7451
Website: www.pasternack.com | E-Mail: sales@pasternack.com

DWG TITLE

PE4404

NOTES:
1. UNLESS OTHERWISE SPECIFIED ALL DIMENSIONS ARE NOMINAL.
2. ALL SPECIFICATIONS ARE SUBJECT TO CHANGE WITHOUT NOTICE AT ANY TIME
3. DIMENSIONS ARE IN INCHES [mm].

CAGE CODE 53919

CAD FILE 010918

SCALE N/A

SIZE A

7361

2.92mm Male Right Angle Connector Clamp/Solder Attachment for PE-047SR, PE-P047, PE-P047LL, PE-SR047AL, PE-SR047FL, .047 Semi-Rigid



PE51272

Configuration

- 2.92mm Male Connector
- 50 Ohms
- Right Angle Body Geometry
- Connector Interface Types: PE-047SR, PE-P047, PE-P047LL, PE-SR047AL, PE-SR047FL, .047 Semi-Rigid

Features

- Max. Operating Frequency 40 GHz
- Good VSWR of 1.35:1
- Gold over Nickel Plated Beryllium Copper Contact

Applications

- General Purpose Test
- Custom Cable Assemblies

Description

Pasternack's PE51272 Right Angle, 2.92mm, Standard, Connector is part of our full line of RF components available for same-day shipping. Our 2.92mm male connector operates up to a maximum frequency of 40 GHz and offers good VSWR of 1.35:1. Its right angle body geometry allows for easier connections in tight spaces.

Our 2.92mm male right angle connector PE51272 datasheet specifications and drawing with dimensions are shown below in this PDF. Pasternack's broad catalog of RF, microwave and millimeter wave connectors allows designers to configure and customize their signal connections however they like. Whether the need is to provide an I/O for a board design, or simply create a custom cable assembly configuration, Pasternack has the right connector for the job. Pasternack can also expertly build your custom cable assemblies for you and ship same-day.

Electrical Specifications

| Description | Minimum | Typical | Maximum | Units |
|--------------------------------------|---------|---------|---------|-------|
| Frequency Range | DC | | 40 | GHz |
| VSWR | | | 1.35:1 | |
| Insertion Loss | | | 0.253 | dB |
| Operating Voltage (AC) | | | 250 | Vrms |
| Dielectric Withstanding Voltage (AC) | | | 750 | Vrms |
| Inner Conductor DC Resistance | | | 3 | mOhms |
| Outer Conductor DC Resistance | | | 2 | mOhms |
| Insulation Resistance | 5,000 | | | MOhms |
| RF Leakage | 100 | | | dB |
| Impedance | | 50 | | Ohms |

Electrical Specification Notes:

Insertion loss is = $0.04 \cdot \sqrt{F(\text{GHz})}$ dB

Mechanical Specifications

Size

| | |
|--------|-----------------------|
| Length | 0.704724 in [17.9 mm] |
| Width | 0.291339 in [7.4 mm] |
| Height | 0.80315 in [20.4 mm] |
| Weight | 0.015 lbs [6.8 g] |

2.92mm Male Right Angle Connector Clamp/Solder Attachment for PE-047SR, PE-P047, PE-P047LL, PE-SR047AL, PE-SR047FL, .047 Semi-Rigid



PE51272

| | |
|-----------------------|--|
| Mating Cycles | 5,000 Cycles |
| Mating Torque | 11.47 to 15 in-lbs [[1.30 to 1.70 Nm]] |
| Cable Retention Force | 4.9 lbs [2.22 kg] |

Material Specifications

| Description | Material | Plating |
|----------------|------------------|-----------------------|
| Contact | Beryllium Copper | Gold over Nickel |
| Insulation | PPO | |
| Body | Stainless Steel | Passivated |
| Coupling Nut | Stainless Steel | Passivated |
| Retaining Ring | Beryllium Copper | Copper-Tin-Zinc Alloy |
| Gasket | Silicone | |
| Solder Sleeve | Brass | Tri-Metal |

Environmental Specifications

| | |
|--------------------|--------------------------------------|
| Temperature | |
| Operating Range | -55 to +105 deg C |
| Thermal Shock | MIL-STD-202, Method 107, Condition B |

Compliance Certifications (see [product page](#) for current document)

Plotted and Other Data

Notes:

2.92mm Male Right Angle Connector Clamp/Solder Attachment for PE-047SR, PE-P047, PE-P047LL, PE-SR047AL, PE-SR047FL, .047 Semi-Rigid from Pasternack Enterprises has same day shipment for domestic and International orders. Our RF, microwave and millimeter wave products maintain a 99.4% availability and are part of the broadest selection in the industry.

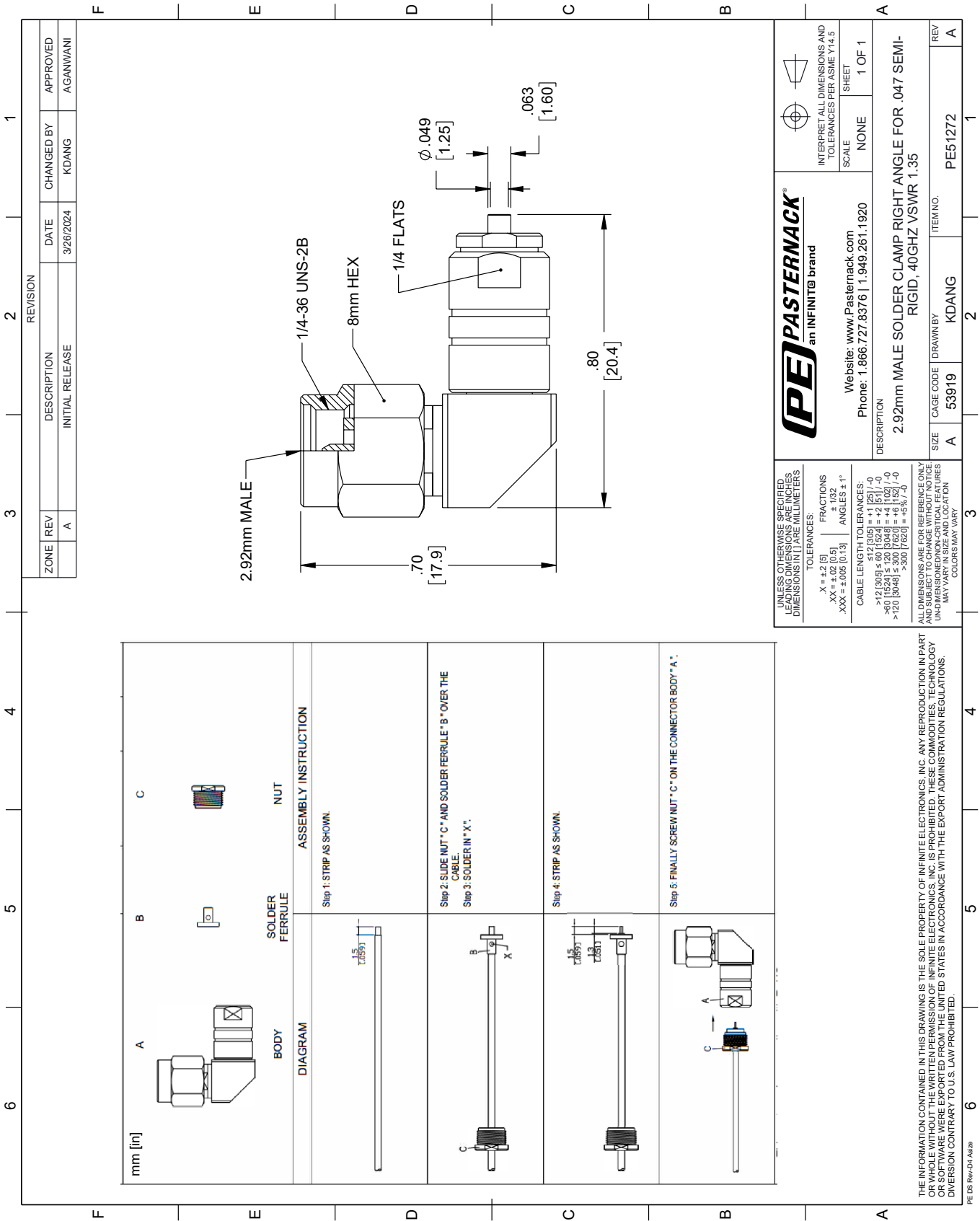
Click the following link (or enter part number in "SEARCH" on website) to obtain additional part information including price, inventory and certifications: [2.92mm Male Right Angle Connector Clamp/Solder Attachment for PE-047SR, PE-P047, PE-P047LL, PE-SR047AL, PE-SR047FL, .047 Semi-Rigid PE51272](#)

URL: <https://www.pasternack.com/2.92mm-male-pe-047sr-pe-p047-pe-sr047al-connector-pe51272-p.aspx>

The information contained within this document is accurate to the best of our knowledge and representative of the part described herein. It may be necessary to make modifications to the part and/or the documentation of the part in order to implement improvements. Pasternack Enterprises reserves the right to make such changes as required. Unless otherwise stated, all specifications are nominal. Pasternack Enterprises does not make any representation or warranty regarding the suitability of the part described herein for any particular purpose, and Pasternack Enterprises does not assume liability arising out of the use of any part or document.

PE51272 CAD Drawing

2.92mm Male Right Angle Connector Clamp/Solder Attachment for PE-047SR, PE-P047, PE-P047LL, PE-SR047AL, PE-SR047FL, .047 Semi-Rigid



047 Semi-rigid Coax Cable with Copper Outer Conductor

TECHNICAL DATA SHEET

PE-047SR

Configuration

| | |
|--------------------------------------|---------------------------|
| Inner Conductor Material and Plating | Copper Clad Steel, Silver |
| Dielectric Type | PTFE |
| Shield Materials | Copper |

Electrical Specifications

| | |
|---------------------------------------|-------|
| Impedance, Ohms | 50 |
| Maximum Operating Frequency, GHz | 40 |
| Dielectric Withstanding Voltage, Vrms | 2,000 |

Electrical Specifications by Frequency**Frequency 1**

| | |
|---------------------------------|-------------|
| Frequency, MHz | 1000 |
| Attenuation, dB/100ft [dB/100m] | 40 [131.23] |
| Power Handling, Watts | 32 |

Frequency 2

| | |
|---------------------------------|--------------|
| Frequency, GHz | 10 |
| Attenuation, dB/100ft [dB/100m] | 130 [426.51] |
| Power Handling, Watts | 9 |

Frequency 3

| | |
|---------------------------------|--------------|
| Frequency, GHz | 20 |
| Attenuation, dB/100ft [dB/100m] | 190 [623.36] |
| Power Handling, Watts | 6.5 |

Mechanical Specifications**Temperature**

| | |
|------------------------|-------------|
| Operating Range, deg C | -55 to +100 |
|------------------------|-------------|

Inner Conductor

| | |
|-------------------|-------------------|
| Number of Strands | 1 |
| Material | Copper Clad Steel |
| Plating | Silver |
| Diameter, in [mm] | 0.011 [0.28] |

Dielectric:

| | |
|-------------------|--------------|
| Type | PTFE |
| Diameter, in [mm] | 0.037 [0.94] |

Shield:

| | |
|-------------------|--------------|
| Number of | 1 |
| Material 1 | Copper |
| Diameter, in [mm] | 0.047 [1.19] |

Click the following link (or enter part number in "SEARCH" on website) to obtain additional part information including price, inventory and certifications: [047 Semi-rigid Coax Cable with Copper Outer Conductor PE-047SR](#)

047 Semi-rigid Coax Cable with Copper Outer Conductor

TECHNICAL DATA SHEET

PE-047SR

Jacket:

| | |
|---------------------------------------|--------------|
| Diameter, in [mm] | 0.047 [1.19] |
| One Time Minimum Bend Radius, in [mm] | 0.05 [1.27] |
| Weight, lbs/ft [Kg/m] | 0.005 [0.01] |

Compliance Certifications (visit www.Pasternack.com for current document)

| | |
|-----------------|------------|
| RoHS Compliant | |
| REACH Compliant | 12/19/2011 |

Plotted and Other Data

Notes:

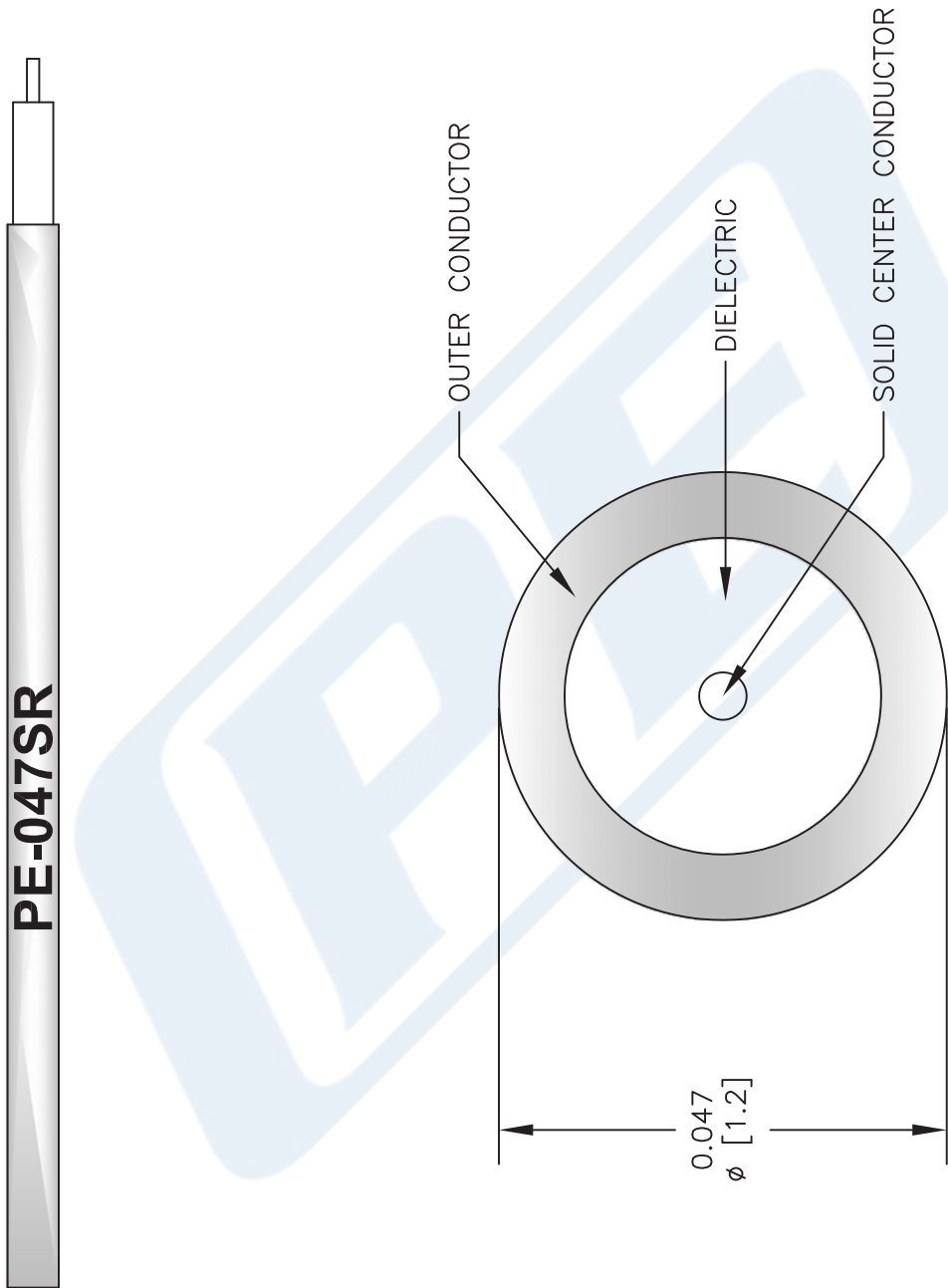
- Values at +25 °C, sea level

047 Semi-rigid Coax Cable with Copper Outer Conductor from Pasternack Enterprises has same day shipment for domestic and International orders. Our RF, microwave and millimeter wave products maintain a 99% availability and are part of the broadest selection in the industry.

Click the following link (or enter part number in "SEARCH" on website) to obtain additional part information including price, inventory and certifications: [047 Semi-rigid Coax Cable with Copper Outer Conductor PE-047SR](http://www.pasternack.com/semirigid-0.047-50-ohm-coax-cable-copper-pe-047sr-p.aspx)

URL: <http://www.pasternack.com/semirigid-0.047-50-ohm-coax-cable-copper-pe-047sr-p.aspx>

The information contained in this document is accurate to the best of our knowledge and representative of the part described herein. It may be necessary to make modifications to the part and/or the documentation of the part, in order to implement improvements. Pasternack reserves the right to make such changes as required. Unless otherwise stated, all specifications are nominal. Pasternack does not make any representation or warranty regarding the suitability of the part described herein for any particular purpose, and Pasternack does not assume any liability arising out of the use of any part or documentation.



| | | | |
|---|--------|-------|------|
| NOTES: 1. UNLESS OTHERWISE SPECIFIED ALL DIMENSIONS ARE NOMINAL. 2. ALL SPECIFICATIONS ARE SUBJECT TO CHANGE WITHOUT NOTICE AT ANY TIME. 3. DIMENSIONS ARE IN INCHES [mm]. | | | |
| CAD FILE | 073113 | SCALE | N/A |
| SIZE | A | | 2233 |

| | |
|------------------------------|-------|
| DWG TITLE PE-047SR | |
| FSCM NO. | 53919 |

**PASTERNAK®**
Pasternack Enterprises, Inc.
P.O. Box 16759 | Irvine | CA | 92623
Phone: (949) 261-1920 | Fax: (949) 261-7451
Website: www.pasternack.com | E-Mail: sales@pasternack.com