



SMA Male Connector Crimp/Solder Attachment for PE-C400, PE-B400, PE-B405, LMR-400, LMR-400-DB, LMR-400-UF, 0.400 inch

RF Connectors Technical Data Sheet

PE44668

Configuration

- SMA Male Connector
- 50 Ohms
- Straight Body Geometry
- PE-C400, PE-B400, PE-B405, LMR-400, LMR-400-DB, LMR-400-UF, 0.400 inch Interface Type
- Crimp/Solder Attachment
- 5/16 inch Hex

Features

- Max. Operating Frequency 12.4 GHz
- Gold Plated Brass Contact

Applications

- General Purpose Test
- Custom Cable Assemblies

Description

Pasternack's PE44668 SMA male connector with crimp/solder attachment for PE-C400, PE-B400, PE-B405, LMR-400, LMR-400-DB, LMR-400-UF and 0.400 inch is part of our full line of RF components available for same-day shipping. Our SMA male connector operates up to a maximum frequency of 12.4 GHz.

Our SMA male connector PE44668 datasheet specifications and drawing with dimensions are shown below in this PDF. Pasternack's broad catalog of RF, microwave and millimeter wave connectors allows designers to configure and customize their signal connections however they like. Whether the need is to provide an I/O for a board design, or simply create a custom cable assembly configuration, Pasternack has the right connector for the job. Pasternack can also expertly build your custom cable assemblies for you and ship same-day.

Electrical Specifications

Description	Minimum	Typical	Maximum	Units
Frequency Range	DC		12.4	GHz

Mechanical Specifications

Size	
Length	1.74 in [44.2 mm]
Width/Dia.	0.705 in [17.91 mm]
Weight	0.07 lbs [31.75 g]
Mating Torque	3 to 5 in-lbs [0.34 to 0.57 Nm]

Click the following link (or enter part number in "SEARCH" on website) to obtain additional part information including price, inventory and certifications: [SMA Male Connector Crimp/Solder Attachment for PE-C400, PE-B400, PE-B405, LMR-400, LMR-400-DB, LMR-400-UF, 0.400 inch PE44668](#)



SMA Male Connector Crimp/Solder Attachment for PE-C400, PE-B400, PE-B405, LMR-400, LMR-400-DB, LMR-400-UF, 0.400 inch

RF Connectors Technical Data Sheet

PE44668

Material Specifications

Description	Material	Plating
Contact	Brass	Gold
Insulation	PTFE	
Body	Brass	Gold
Coupling Nut	Brass	Gold

Environmental Specifications

Temperature

Operating Range -65 to +165 deg C

Compliance Certifications (see [product page](#) for current document)

Plotted and Other Data

Notes:

SMA Male Connector Crimp/Solder Attachment for PE-C400, PE-B400, PE-B405, LMR-400, LMR-400-DB, LMR-400-UF, 0.400 inch from Pasternack Enterprises has same day shipment for domestic and International orders. Our RF, microwave and millimeter wave products maintain a 99% availability and are part of the broadest selection in the industry.

Click the following link (or enter part number in "SEARCH" on website) to obtain additional part information including price, inventory and certifications: [SMA Male Connector Crimp/Solder Attachment for PE-C400, PE-B400, PE-B405, LMR-400, LMR-400-DB, LMR-400-UF, 0.400 inch PE44668](#)

URL: <https://www.pasternack.com/sma-male-standard-pe-c400-0.400-connector-pe44668-p.aspx>

The information contained in this document is accurate to the best of our knowledge and representative of the part described herein. It may be necessary to make modifications to the part and/or the documentation of the part, in order to implement improvements. Pasternack reserves the right to make such changes as required. Unless otherwise stated, all specifications are nominal. Pasternack does not make any representation or warranty regarding the suitability of the part described herein for any particular purpose, and Pasternack does not assume any liability arising out of the use of any part or documentation.

PE44668 CAD Drawing

SMA Male Connector Crimp/Solder Attachment for PE-C400, PE-B400, PE-B405, LMR-400, LMR-400-DB, LMR-400-UF, 0.400 inch



STRIPPING DIMENSIONS

CRIMP SIZE REQUIRED

CONTACT: SOLDER
FERRULE: .429" HEX CRIMP TOOL

DWG TITLE

PE44668

- NOTES:
1. UNLESS OTHERWISE SPECIFIED ALL DIMENSIONS ARE NOMINAL.
 2. ALL SPECIFICATIONS ARE SUBJECT TO CHANGE WITHOUT NOTICE AT ANY TIME.
 3. DIMENSIONS ARE IN INCHES [mm]
 4. FITS MIL-C-17 AND EQUIVALENT CABLES.

REV. -

FSCM NO. 53919

CAD FILE 102009

SCALE N/A

SIZE A

147

PE PASTERNAK®
Pasternack Enterprises, Inc.
P.O. Box 16759 | Irvine | CA | 92623
Phone: (949) 261-1920 | Fax: (949) 261-7451
Website: www.pasternack.com | E-Mail: sales@pasternack.com

SMA Right Angle Male Connector Crimp Attachment for LMR-400, LMR-LW400, TCOM-400, LMR-400-LLPX, PE-B400, PE-B405, PE-C400, LMR-400-FR



PE5129

Configuration

- SMA Male Connector
- 50 Ohms
- Right Angle Body Geometry
- Connector Interface Types: LMR-400, LMR-LW400, TCOM-400, LMR-400-LLPX, PE-B400, PE-B405, PE-C400, LMR-400-FR

Features

- Max. Operating Frequency 6 GHz
- Gold Plated Brass Contact

Applications

- General Purpose Test
- Custom Cable Assemblies

Description

Pasternack's PE5129 Right Angle, SMA, Connector is part of our full line of RF components available for same-day shipping. Our Right Angle, SMA male connector operates up to a maximum frequency of 6 GHz. Its right angle body geometry allows for easier connections in tight spaces.

Our SMA male right angle connector PE5129 datasheet specifications and drawing with dimensions are shown below in this PDF. Pasternack's broad catalog of RF, microwave and millimeter wave connectors allows designers to configure and customize their signal connections however they like. Whether the need is to provide an I/O for a board design, or simply create a custom cable assembly configuration, Pasternack has the right connector for the job. Pasternack can also expertly build your custom cable assemblies for you and ship same-day.

Electrical Specifications

Description	Minimum	Typical	Maximum	Units
Frequency Range	DC		6	GHz
Insulation Resistance	5,000			MOhms
Impedance		50		Ohms

Performance by Frequency

Description	F1	F2	F3	F4	F5	Units
Frequency Range	DC to 3					GHz
VSWR, Max	1.25:1					

Mechanical Specifications

Size

Length	1.35 in [34.29 mm]
Width	0.91 in [23.11 mm]
Height	0.49 in [12.45 mm]
Weight	0.047 lbs [21.32 g]

SMA Right Angle Male Connector Crimp Attachment for LMR-400, LMR-LW400, TCOM-400, LMR-400-LLPX, PE-B400, PE-B405, PE-C400, LMR-400-FR



PE5129

Material Specifications

Description	Material	Plating
Contact	Brass	Gold
Insulation	PTFE	
Body	Brass	Tri-metal
Gasket	Silicone Rubber	
Crimp Sleeve	Brass	Tri-metal

Environmental Specifications

Temperature
Operating Range -40 to +155 deg C

Compliance Certifications (see [product page](#) for current document)

Plotted and Other Data

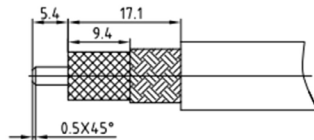
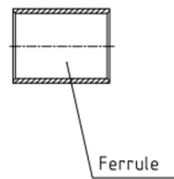
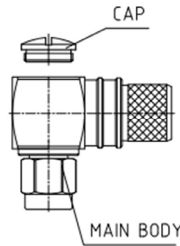
Notes:

SMA Right Angle Male Connector Crimp Attachment
for LMR-400, LMR-LW400, TCOM-400, LMR-400-LLPX, PE-B400, PE-B405, PE-C400, LMR-400-FR

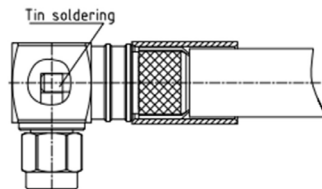


PE5129

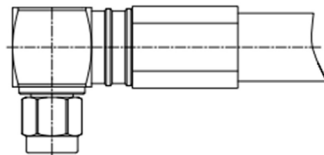
Assembly Instruction



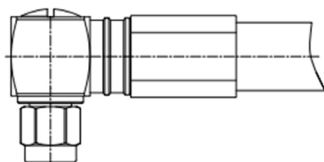
- 1.A. Stripping dimension is as shown by diagram, attention should be paid while stripping.
- B. Remove residual burr.



- 2.A. Put the connector in place, Then push the ferrule.
- B. Solder inner conduct.
- C. Remove residual burr.



- 3.A. Compression crimping sleeve
- B. Push the heat shrink tube, blow it with heat gun.



- 3.A. Screw on the end cap.

SMA Right Angle Male Connector Crimp Attachment for LMR-400, LMR-LW400, TCOM-400, LMR-400-LLPX, PE-B400, PE-B405, PE-C400, LMR-400-FR



PE5129

SMA Right Angle Male Connector Crimp Attachment for LMR-400, LMR-LW400, TCOM-400, LMR-400-LLPX, PE-B400, PE-B405, PE-C400, LMR-400-FR from Pasternack Enterprises has same day shipment for domestic and International orders. Our RF, microwave and millimeter wave products maintain a 99.4% availability and are part of the broadest selection in the industry.

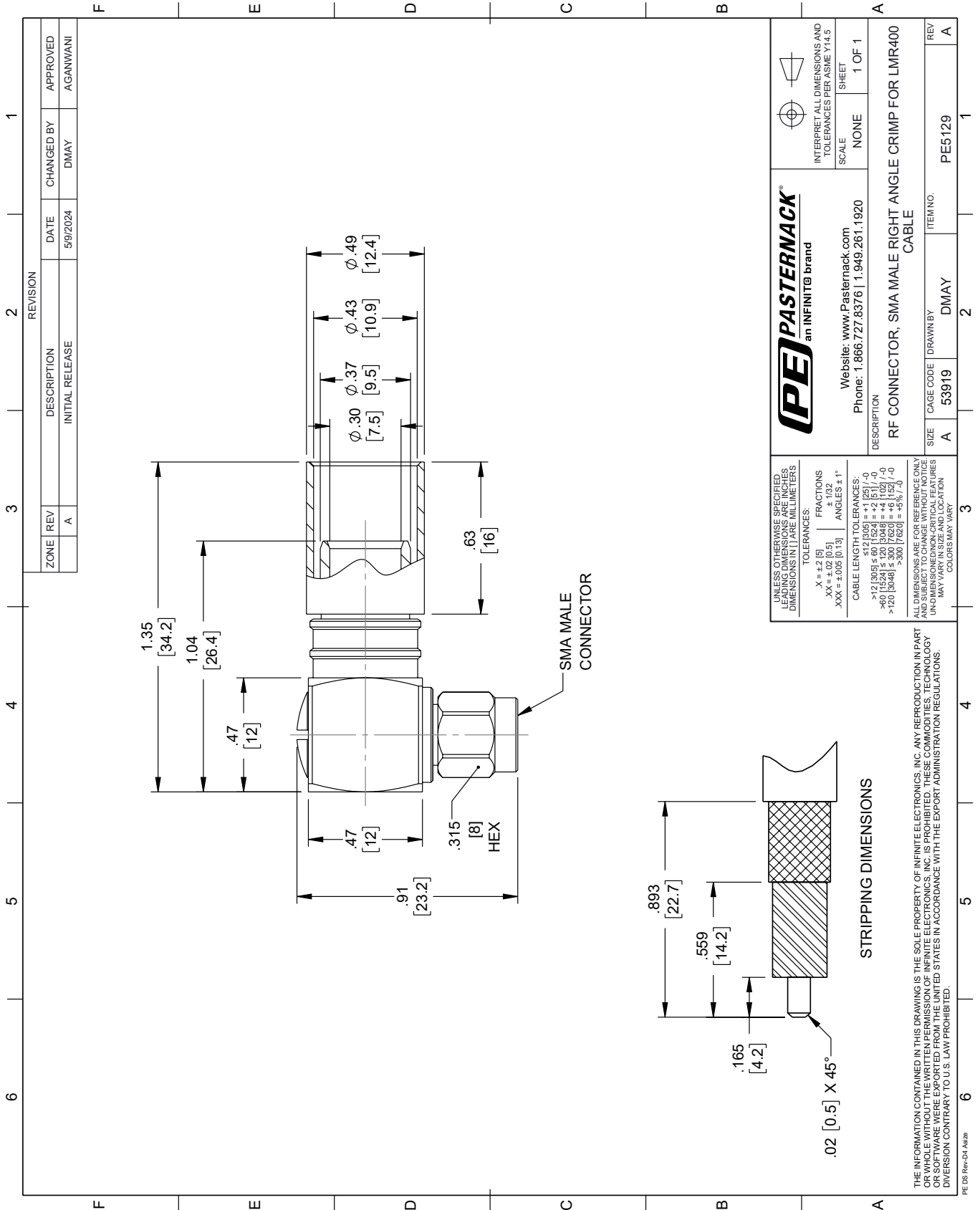
Click the following link (or enter part number in "SEARCH" on website) to obtain additional part information including price, inventory and certifications: [SMA Right Angle Male Connector Crimp Attachment for LMR-400, LMR-LW400, TCOM-400, LMR-400-LLPX, PE-B400, PE-B405, PE-C400, LMR-400-FR PE5129](https://www.pasternack.com/sma-male-lmr-400-lmr-lw400-lmr-400-llpx-connector-pe5129-p.aspx)

URL: <https://www.pasternack.com/sma-male-lmr-400-lmr-lw400-lmr-400-llpx-connector-pe5129-p.aspx>

The information contained within this document is accurate to the best of our knowledge and representative of the part described herein. It may be necessary to make modifications to the part and/or the documentation of the part in order to implement improvements. Pasternack Enterprises reserves the right to make such changes as required. Unless otherwise stated, all specifications are nominal. Pasternack Enterprises does not make any representation or warranty regarding the suitability of the part described herein for any particular purpose, and Pasternack Enterprises does not assume liability arising out of the use of any part or document.

PE5129 CAD Drawing

SMA Right Angle Male Connector Crimp Attachment for LMR-400, LMR-LW400, TCOM-400, LMR-400-LLPX, PE-B400, PE-B405, PE-C400, LMR-400-FR





Flexible RG8 Type with Foam Dielectric Coax Cable Double Shielded with Black PVC Jacket

TECHNICAL DATA SHEET

PE-B400

Flexible RG8 Type with Foam Dielectric Coax Cable Double Shielded with Black PVC Jacket

Configuration

Inner Conductor Material and Plating	Copper
Dielectric Type	PE (F)
Shield Materials	Aluminum Tape, Tinned Copper Braid
Jacket Material and Color	PVC, Black

Electrical Specifications

Impedance, Ohms	50
Maximum Operating Frequency, GHz	4
Capacitance, pF/ft [pF/m]	26 [85.3]
Maximum Operating Voltage, Volts	600

Electrical Specifications by Frequency

Frequency 1

Frequency, MHz	10
Attenuation, dB/100ft [dB/100m]	0.5 [1.64]
Power Handling, KWatts	3

Frequency 2

Frequency, MHz	400
Attenuation, dB/100ft [dB/100m]	3.5 [11.48]
Power Handling, Watts	325

Frequency 3

Frequency, MHz	700
Attenuation, dB/100ft [dB/100m]	5 [16.4]
Power Handling, Watts	225

Frequency 4

Frequency, MHz	1000
Attenuation, dB/100ft [dB/100m]	6 [19.69]
Power Handling, Watts	190

Frequency 5

Frequency, GHz	4
Attenuation, dB/100ft [dB/100m]	13 [42.65]
Power Handling, Watts	65

Mechanical Specifications

Temperature

Operating Range, deg C	-40 to +80
------------------------	------------

Click the following link (or enter part number in "SEARCH" on website) to obtain additional part information including price, inventory and certifications: [Flexible RG8 Type with Foam Dielectric Coax Cable Double Shielded with Black PVC Jacket PE-B400](#)

The information contained in this document is accurate to the best of our knowledge and representative of the part described herein. It may be necessary to make modifications to the part and/or the documentation of the part, in order to implement improvements. Pasternack reserves the right to make such changes as required. Unless otherwise stated, all specifications are nominal.



Flexible RG8 Type with Foam Dielectric Coax Cable
Double Shielded with Black PVC Jacket

TECHNICAL DATA SHEET

PE-B400

Inner Conductor

Number of Strands 1
Material Copper
Diameter, in [mm] 0.103 [2.62]

Dielectric:

Type PE (F)
Diameter, in [mm] 0.285 [7.24]

Shield:

Number of 2
Material 1 Aluminum Tape
Material 2 Tinned Copper Braid

Jacket:

Material PVC
Diameter, in [mm] 0.403 [10.24]
Color Black
Weight, lbs/ft [Kg/m] 0.112 [0.17]

Compliance Certifications (visit www.Pasternack.com for current document)

Plotted and Other Data

Notes: Values at 25 °C, sea level

Flexible RG8 Type with Foam Dielectric Coax Cable Double Shielded with Black PVC Jacket from Pasternack Enterprises has same day shipment for domestic and International orders. Our RF, microwave and fiber optic products maintain a 99% availability and are part of the broadest selection in the industry.

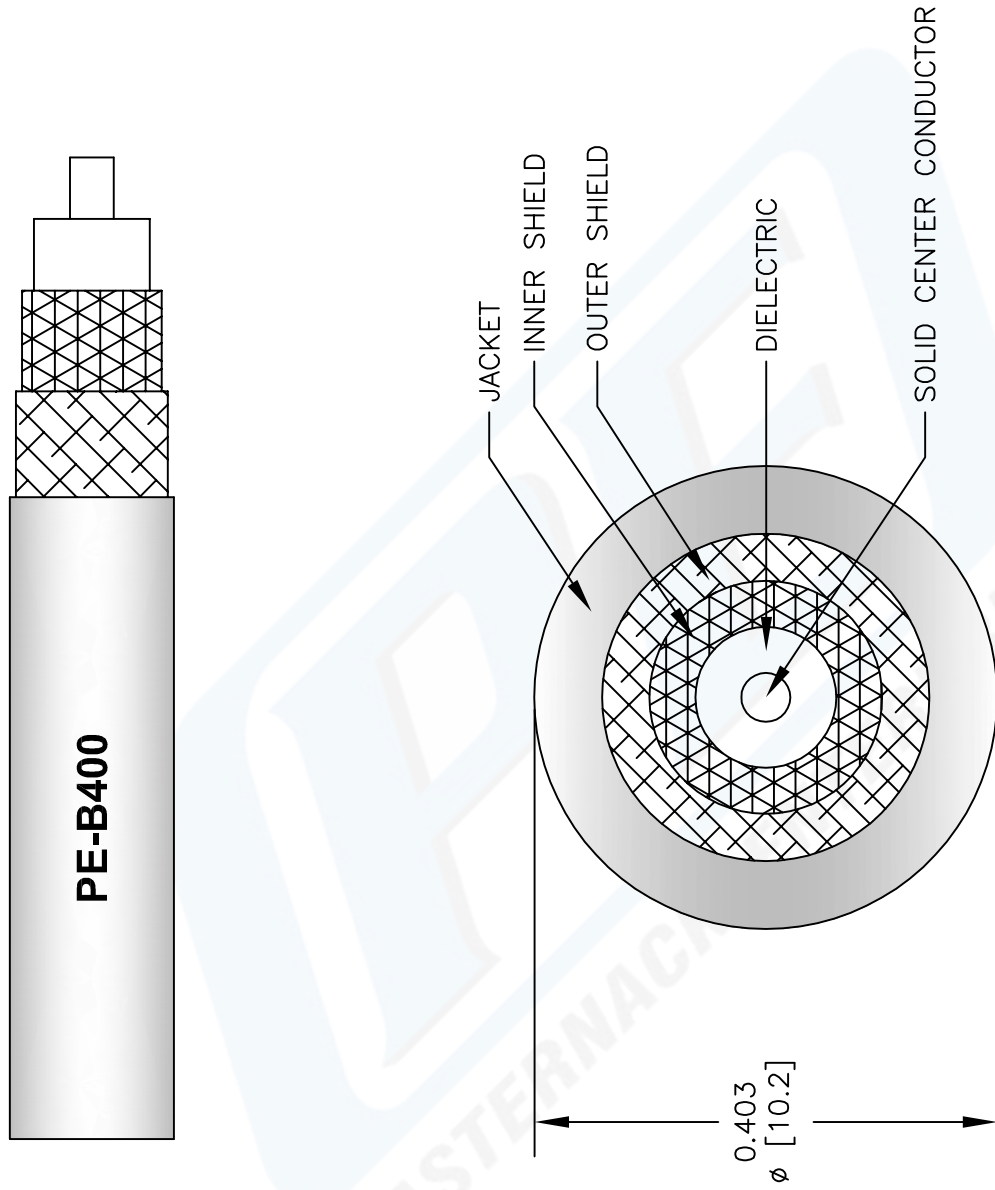
Click the following link (or enter part number in "SEARCH" on website) to obtain additional part information including price, inventory and certifications: [Flexible RG8 Type with Foam Dielectric Coax Cable Double Shielded with Black PVC Jacket PE-B400](http://www.pasternack.com/flexible-0.403-rg8-type-50-ohm-coax-cable-pvc-jacket-pe-b400-p.aspx)

URL: <http://www.pasternack.com/flexible-0.403-rg8-type-50-ohm-coax-cable-pvc-jacket-pe-b400-p.aspx>

The information contained in this document is accurate to the best of our knowledge and representative of the part described herein. It may be necessary to make modifications to the part and/or the documentation of the part, in order to implement improvements. Pasternack reserves the right to make such changes as required. Unless otherwise stated, all specifications are nominal.

PE-B400 CAD Drawing

Flexible RG8 Type with Foam Dielectric Coax Cable
Double Shielded with Black PVC Jacket



NOTES:
 1. UNLESS OTHERWISE SPECIFIED ALL DIMENSIONS ARE NOMINAL.
 2. ALL SPECIFICATIONS ARE SUBJECT TO CHANGE WITHOUT NOTICE AT ANY TIME.
 3. DIMENSIONS ARE IN INCHES [mm].

DWG TITLE

PE-B400

FSCM NO. 53919

CAD FILE 040113-A

SCALE N/A

SIZE A

127



PASTERNAK®
 Pasternack Enterprises, Inc.
 P.O. Box 16759 | Irvine | CA | 92623

Phone: (949) 261-1920 | Fax: (949) 261-7451

Website: www.pasternack.com | E-Mail: sales@pasternack.com