



TNC Male Right Angle For LMR-240, PE-C240, RG8X

RF Connectors Technical Data Sheet


TC-240-TM-RA-D

Times Microwave Systems Connector Specification

Configuration

- TNC Male Connector
- 50 Ohms
- Right Angle Body Geometry
- Connector Interface Types: LMR-240, PE-C240, RG8X

Features

- Max. Operating Frequency 6 GHz
- Good VSWR of 1.35:1
- Gold Plated Brass Contact
- 50 µin contact plating

Applications

- General Purpose Test
- Custom Cable Assemblies

Description

Pasternack's TNC male right angle connector with crimp/solder contact attachment for LMR-240 is part of our full line of RF components available for same-day shipping. Our TNC male connector operates up to a maximum frequency of 6 GHz and offers good VSWR of 1.35:1. Its right angle body geometry allows for easier connections in tight spaces.

Our TNC male right angle connector TC-240-TM-RA-D datasheet specifications and drawing with dimensions are shown below in this PDF. Pasternack's broad catalog of RF, microwave and millimeter wave connectors allows designers to configure and customize their signal connections however they like. Whether the need is to provide an I/O for a board design, or simply create a custom cable assembly configuration, Pasternack has the right connector for the job. Pasternack can also expertly build your custom cable assemblies for you and ship same-day.

Electrical Specifications

Description	Minimum	Typical	Maximum	Units
Frequency Range	DC		6	GHz
VSWR			1.35:1	
Insertion Loss			0.25	dB
Operating Voltage (AC)			500	Vrms
Impedance		50		Ohms
Dielectric Withstanding Voltage (AC)			1,000	Vrms
Insulation Resistance	5,000			MOhms

Mechanical Specifications

Size	
Length	1.17 in [29.72 mm]
Width	1.12 in [28.45 mm]
Height	0.63 in [16.00 mm]
Weight	0.07 lbs [29.94 g]
Mating Cycles	500 Cycles

Click the following link (or enter part number in "SEARCH" on website) to obtain additional part information including price, inventory and certifications: [TNC Male Right Angle For LMR-240, PE-C240, RG8X TC-240-TM-RA-D](#)



TNC Male Right Angle For LMR-240, PE-C240, RG8X

RF Connectors Technical Data Sheet



TC-240-TM-RA-D

Mating Torque 8 to 12 in-lbs [0.90 to 1.36 Nm]
Cable Retention Force 60 lbs 27.22 kg

Material Specifications

Description	Material	Plating
Contact	Brass	Gold 50 µin
Insulation	PTFE	
Body	Brass	Tri-Metal 80 µin
Coupling Nut	Brass	Tri-Metal 80 µin

Environmental Specifications

Temperature

Operating Range -40 to 125 deg C
Shock MIL-STD 202G, Meth. 213, Cond. I
Vibration MIL-STD 202G, Meth. 204, Cond. D
Thermal Shock MIL-STD 202G, Meth. 107, Cond. B

Compliance Certifications (see [product page](#) for current document)

Plotted and Other Data

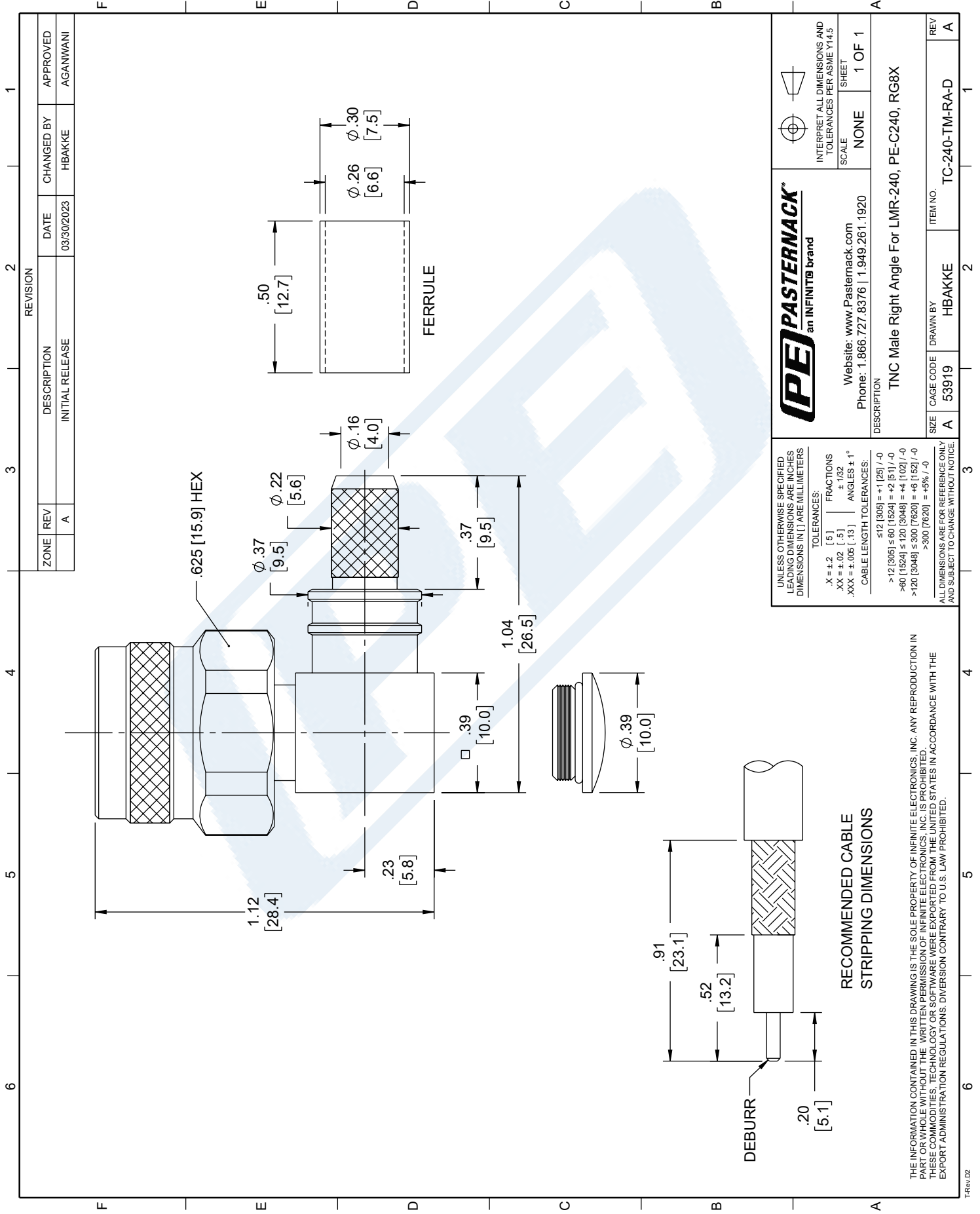
Notes:

TNC Male Right Angle For LMR-240, PE-C240, RG8X from Pasternack Enterprises has same day shipment for domestic and International orders. Our RF, microwave and millimeter wave products maintain a 99.4% availability and are part of the broadest selection in the industry.

Click the following link (or enter part number in "SEARCH" on website) to obtain additional part information including price, inventory and certifications: [TNC Male Right Angle For LMR-240, PE-C240, RG8X TC-240-TM-RA-D](#)

URL: <https://www.pasternack.com/tnc-male-standard-lmr-240-pe-c240-rg8x-connector-tc-240-tm-ra-p.aspx>

The information contained in this document is accurate to the best of our knowledge and representative of the part described herein. It may be necessary to make modifications to the part and/or the documentation of the part, in order to implement improvements. Pasternack reserves the right to make such changes as required. Unless otherwise stated, all specifications are nominal. Pasternack does not make any representation or warranty regarding the suitability of the part described herein for any particular purpose, and Pasternack does not assume any liability arising out of the use of any part or documentation.





N Female Bulkhead Connector Crimp/Solder Attachment
For PE-C240, LMR-240, RG8X, .640 inch DD Hole

TECHNICAL DATA SHEET

PE44529

N Female Bulkhead Connector Crimp/Solder Attachment For PE-C240, LMR-240, RG8X, .640 inch DD Hole

Configuration

Connector	N Female
Connector Specification	MIL-STD-348A
Connector Interface Type	PE-C240, LMR-240, RG8X
Cable Attachment Method (Shield/Contact)	Crimp/Solder
Body Style	Straight
Mount Method	Bulkhead

Electrical Specifications

Frequency Range, GHz	DC to 11
Impedance, Ohms	50
Maximum Operating Voltage, Volts	1,500

Frequency 1

Frequency, GHz	DC to 6
VSWR	1.3:1

Mechanical Specifications

Temperature

Operating Range, deg C	-65 to +165
------------------------	-------------

Size

Length, in [mm]	1.6 [40.64]
Width/Dia., in [mm]	0.87 [22.10]
Weight, lbs [g]	0.11 [49.9]

Connector

Type	N Female
Contact Material and Plating	Brass, Gold
Body Material and Plating	Brass, Tri-Metal
Dielectric Type	Teflon

Compliance Certifications (visit www.Pasternack.com for current document)

RoHS Compliant	Yes
----------------	-----

Click the following link (or enter part number in "SEARCH" on website) to obtain additional part information including price, inventory and certifications: [N Female Bulkhead Connector Crimp/Solder Attachment For PE-C240, LMR-240, RG8X, .640 inch DD Hole PE44529](#)

The information contained in this document is accurate to the best of our knowledge and representative of the part described herein. It may be necessary to make modifications to the part and/or the documentation of the part, in order to implement improvements. Pasternack reserves the right to make such changes as required. Unless otherwise stated, all specifications are nominal.



N Female Bulkhead Connector Crimp/Solder Attachment
For PE-C240, LMR-240, RG8X, .640 inch DD Hole

TECHNICAL DATA SHEET

PE44529

Plotted and Other Data

Notes:

Values at 25 °C, sea level


N Female Bulkhead Connector Crimp/Solder Attachment For PE-C240, LMR-240, RG8X, .640 inch DD Hole from Pasternack Enterprises has same day shipment for domestic and International orders. Our RF, microwave and fiber optic products maintain a 99% availability and are part of the broadest selection in the industry.

Click the following link (or enter part number in "SEARCH" on website) to obtain additional part information including price, inventory and certifications: [N Female Bulkhead Connector Crimp/Solder Attachment For PE-C240, LMR-240, RG8X, .640 inch DD Hole PE44529](http://www.pasternack.com/n-female-standard-pe-c240-0.240-connector-pe44529-p.aspx)

URL: <http://www.pasternack.com/n-female-standard-pe-c240-0.240-connector-pe44529-p.aspx>

The information contained in this document is accurate to the best of our knowledge and representative of the part described herein. It may be necessary to make modifications to the part and/or the documentation of the part, in order to implement improvements. Pasternack reserves the right to make such changes as required. Unless otherwise stated, all specifications are nominal.

Low Loss Flexible LMR-240 Outdoor Rated Coax Cable Double Shielded with Black PE Jacket



LMR-240



Times Microwave Systems Connector Specification

Configuration

- Low Loss, Outdoor Flexible Cable
- 2 Shield(s)

Features

- Max Operating Frequency of 8 GHz
- Low Loss Cable
- Phase Velocity 84% VoP

Applications

- General Purpose RF Interconnect
- Laboratory Applications

Description


LMR-240 part number from Pasternack is a LMR-240 coax cable that is flexible. Pasternack LMR-240 flexible coax cable is 50 Ohm and has a PE (F) dielectric. Our LMR-240 coax is constructed with a 0.24 jacket made of PE. LMR-240 coax has a shield count of 2, a RF shielding of 90 dB and the maximum frequency for this Pasternack cable is 8 GHz. LMR-240 coax cable has an attenuation at 1 GHz of 8 dB.

Pasternack LMR-240 coax cables are part of over 40,000 RF, microwave and millimeter wave components. LMR-240 cables and our other RF parts are available for same day shipping worldwide. Custom RF cable assemblies using LMR-240 or other coax can be built and shipped same day as well.

Electrical Specifications

Description	Minimum	Typical	Maximum	Units
Frequency Range	DC		8	GHz
Cutoff Frequency		31		GHz
Impedance		50		Ohms
Velocity of Propagation		84		%
Time Delay		1.21 [3.97]		ns/ft [ns/m]
Shielding Effectiveness	90			dB
Dielectric Withstanding Voltage (DC)			1,500	Vdc
Jacket Spark			5,000	Vrms
Inner Conductor DC Resistance			3.2	Ohms/1000ft
Outer Conductor DC Resistance			3.89	Ohms/1000ft
Nominal Capacitance		24.2 [79.4]		pF/ft [pF/m]
Nominal Inductance		0.06 [0.2]		uH/ft [uH/m]
Input Power (Peak)			5.6	kWatts

Low Loss Flexible LMR-240 Outdoor Rated Coax Cable Double Shielded with Black PE Jacket



LMR-240

Performance by Frequency Band

Description	F1	F2	F3	F4	F5	Units
Frequency	50	150	220	450	900	MHz
Attenuation, Typ	1.7	3	3.7	5.3	7.6	dB/100ft
	5.58	9.84	12.14	17.39	24.93	dB/100m
Input Power (CW), Max	1,150	660	540	380	260	Watts

Description	F6	F7	F8	F9	F10	Units
Frequency	1.5	1.8	2	2.5	5.8	GHz
Attenuation, Typ	9.9	10.9	11.5	12.9	20.4	dB/100ft
	32.48	35.76	37.73	42.32	66.93	dB/100m
Input Power (CW), Max	200	180	170	150	100	Watts

Mechanical Specifications

Diameter	0.24 in [6.1 mm]
Weight	0.033 lbs/ft [0.05 kg/m]
Min. Bend Radius (Installation)	0.75 in [19.05 mm]
Min. Bend Radius (Repeated)	2.5 in [63.5 mm]
Bending Moment	0.25 lbs-ft [0.34 N-m]
Tensile Strength	80 lbs [36.29 kg]
Flat Plate Crush	20 lbs/in [0.36 kg/mm]

Construction Specifications

Description	Material and Plating	Diameter
Inner Conductor	Copper, 1 Strand	0.056 in [1.42 mm]
Conductor Type	Solid	
Dielectric	PE (F)	0.15 in [3.81 mm]
First Shield	Aluminum Tape	
Second Shield	Tinned Copper Braid	
Jacket	PE, Black	0.24 in [6.1 mm]

Environmental Specifications


Temperature	
Operating Range	-40 to 85 deg C
Storage Range	-70 to 85 deg C

Compliance Certifications (see [product page](#) for current document)

Plotted and Other Data

Notes:

Low Loss Flexible LMR-240 Outdoor Rated Coax Cable Double Shielded with Black PE Jacket



LMR-240

Low Loss Flexible LMR-240 Outdoor Rated Coax Cable Double Shielded with Black PE Jacket from Pasternack Enterprises has same day shipment for domestic and International orders. Our RF, microwave and millimeter wave products maintain a 99.4% availability and are part of the broadest selection in the industry.

Click the following link (or enter part number in "SEARCH" on website) to obtain additional part information including price, inventory and certifications: [Low Loss Flexible LMR-240 Outdoor Rated Coax Cable Double Shielded with Black PE Jacket LMR-240](https://www.pasternack.com/50-ohm-low-loss-flexible-lmr240-pe-jacket-double-shielded-black-lmr-240-p.aspx)

URL: <https://www.pasternack.com/50-ohm-low-loss-flexible-lmr240-pe-jacket-double-shielded-black-lmr-240-p.aspx>

The information contained within this document is accurate to the best of our knowledge and representative of the part described herein. It may be necessary to make modifications to the part and/or the documentation of the part in order to implement improvements. Pasternack Enterprises reserves the right to make such changes as required. Unless otherwise stated, all specifications are nominal. Pasternack Enterprises does not make any representation or warranty regarding the suitability of the part described herein for any particular purpose, and Pasternack Enterprises does not assume liability arising out of the use of any part or document.

Low Loss Flexible LMR-240 Outdoor Rated Coax Cable Double Shielded with Black PE Jacket

