

TNC Male Connector Crimp/Solder Attachment for PE-C240, RG8X, .240 inch, LMR-240, LMR-240-DB, LMR-240-UF



PE44634

Configuration

- TNC Male Connector
- 50 Ohms
- Straight Body Geometry
- Connector Interface Types: PE-C240, RG8X, .240 inch, LMR-240, LMR-240-DB, LMR-240-UF

Features

- Max. Operating Frequency 11 GHz
- Gold Plated Brass Contact

Applications

- General Purpose Test
- Custom Cable Assemblies

Description

Pasternack's PE44634 , TNC, Standard, Connector is part of our full line of RF components available for same-day shipping. Our TNC male connector operates up to a maximum frequency of 11 GHz.

Our TNC male connector PE44634 datasheet specifications and drawing with dimensions are shown below in this PDF. Pasternack's broad catalog of RF, microwave and millimeter wave connectors allows designers to configure and customize their signal connections however they like. Whether the need is to provide an I/O for a board design, or simply create a custom cable assembly configuration, Pasternack has the right connector for the job. Pasternack can also expertly build your custom cable assemblies for you and ship same-day.

Electrical Specifications

Description	Minimum	Typical	Maximum	Units
Frequency Range	DC		11	GHz
Operating Voltage (AC)			500	Vrms
Dielectric Withstanding Voltage (AC)			1,500	Vrms
Impedance		50		Ohms

Mechanical Specifications

Size

Length	1.172 in [29.77 mm]
Width	0.59 in [14.99 mm]
Weight	0.032 lbs [14.51 g]

Material Specifications

Description	Material	Plating
Contact	Brass	Gold
Insulation	POM	
Body	Brass	Nickel

Environmental Specifications

Temperature

Operating Range	-40 to +85 deg C
-----------------	------------------

TNC Male Connector Crimp/Solder Attachment for PE-C240,
RG8X, .240 inch, LMR-240, LMR-240-DB, LMR-240-UF



PE44634

Compliance Certifications (see [product page](#) for current document)

Plotted and Other Data

Notes:

TNC Male Connector Crimp/Solder Attachment for PE-C240, RG8X, .240 inch, LMR-240, LMR-240-DB, LMR-240-UF from Pasternack Enterprises has same day shipment for domestic and International orders. Our RF, microwave and millimeter wave products maintain a 99.4% availability and are part of the broadest selection in the industry.

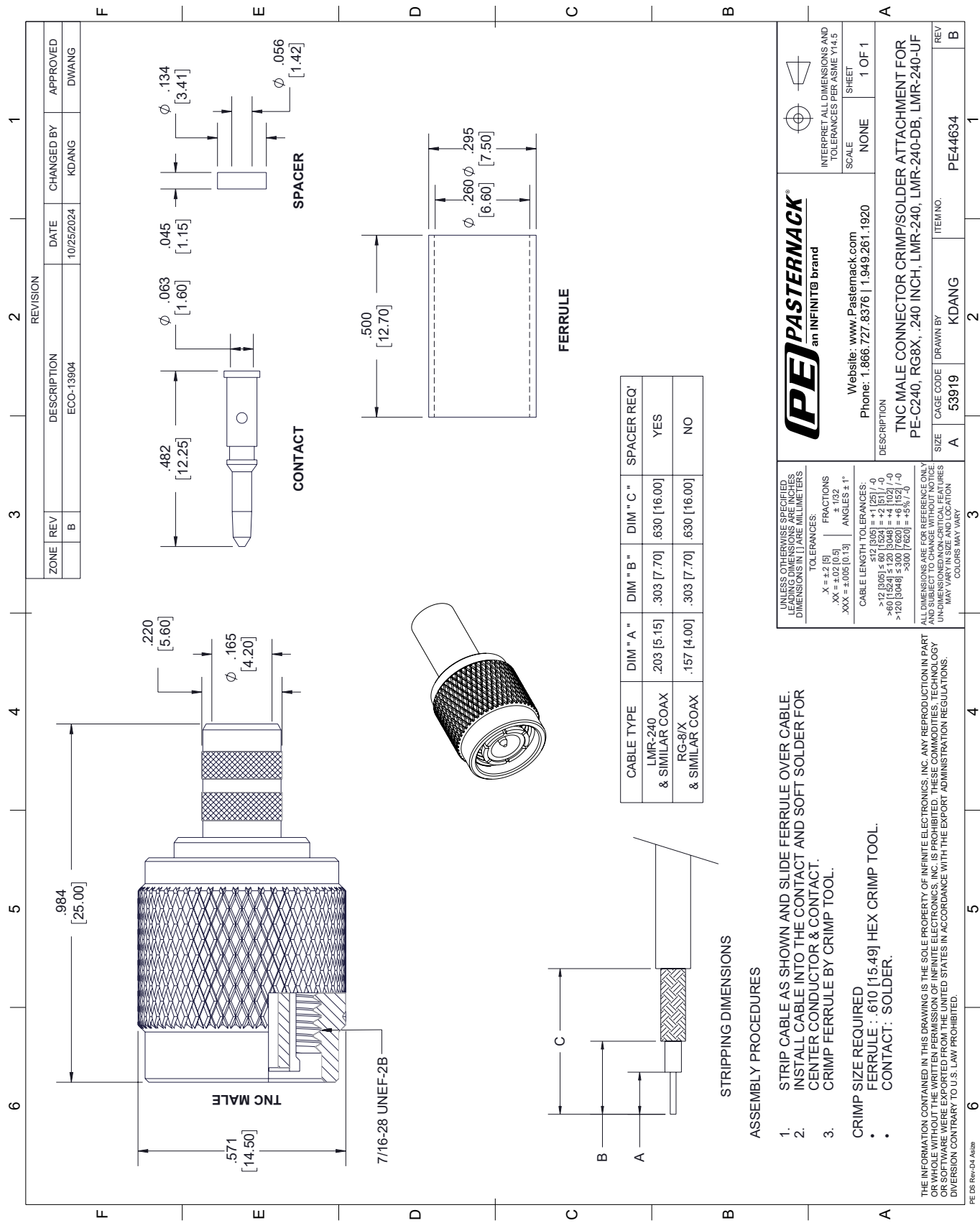
Click the following link (or enter part number in "SEARCH" on website) to obtain additional part information including price, inventory and certifications: [TNC Male Connector Crimp/Solder Attachment for PE-C240, RG8X, .240 inch, LMR-240, LMR-240-DB, LMR-240-UF PE44634](#)

URL: <https://www.pasternack.com/tnc-male-standard-rg8x-pe-c240-0.240-connector-pe44634.html>

The information contained within this document is accurate to the best of our knowledge and representative of the part described herein. It may be necessary to make modifications to the part and/or the documentation of the part in order to implement improvements. Pasternack Enterprises reserves the right to make such changes as required. Unless otherwise stated, all specifications are nominal. Pasternack Enterprises does not make any representation or warranty regarding the suitability of the part described herein for any particular purpose, and Pasternack Enterprises does not assume liability arising out of the use of any part or document.

PE44634 CAD Drawing

TNC Male Connector Crimp/Solder Attachment for PE-C240, RG8X, .240 inch, LMR-240, LMR-240-DB, LMR-240-UF



Mini UHF Male Connector Crimp/Solder Attachment for LMR-240, LMR-240-UF, LMR-240-DB, LMR-240-FR



TC-240-MUHF

Configuration

- Mini UHF Male Connector
- 50 Ohms
- Straight Body Geometry
- Connector Interface Types: LMR-240, LMR-240-UF, LMR-240-DB, LMR-240-FR

Features

- Max. Operating Frequency 1 GHz
- Good VSWR of 1.35:1
- Gold Plated Brass Contact

Applications

- General Purpose Test
- Custom Cable Assemblies

Description

Times Microwave's TC-240-MUHF Mini UHF Male Connector Crimp/Solder Attachment for LMR-240, LMR-240-UF, LMR-240-DB and LMR-240-FR Cable is part of our full line of RF components available for same-day shipping. Times Microwave's Mini UHF male connector operates up to a maximum frequency of 1 GHz and offers good VSWR of 1.35:1.

Times Microwave's Mini UHF male connector TC-240-MUHF datasheet specifications and drawing with dimensions are shown below in this PDF. Pasternack's broad catalog of RF, microwave and millimeter wave connectors allows designers to configure and customize their signal connections however they like. Whether the need is to provide an I/O for a board design, or simply create a custom cable assembly configuration, Pasternack has the right connector for the job. Pasternack can also expertly build your custom cable assemblies for you and ship same-day.

Electrical Specifications

Description	Minimum	Typical	Maximum	Units
Frequency Range	DC		1,000	MHz
VSWR			1.35:1	
Insertion Loss			0.15	dB
Operating Voltage (AC)			300	Vrms
Impedance		50		Ohms

Electrical Specification Notes:

Insertion loss is $=0.15 \times \sqrt{\text{FGHz}}$

Mechanical Specifications

Size

Length	0.45 in [11.43 mm]
Width	0.45 in [11.43 mm]
Height	1.1 in [27.94 mm]
Weight	0.01 lbs [4.54 g]

Mini UHF Male Connector Crimp/Solder Attachment for LMR-240, LMR-240-UF, LMR-240-DB, LMR-240-FR



TC-240-MUHF

Material Specifications

Description	Material	Plating
Contact	Brass	Gold
Insulation	Delrin	
Body	Brass	Nickel

Environmental Specifications

Temperature

Compliance Certifications (see [product page](#) for current document)

Plotted and Other Data

Notes:

Mini UHF Male Connector Crimp/Solder Attachment for LMR-240, LMR-240-UF, LMR-240-DB, LMR-240-FR from Pasternack Enterprises has same day shipment for domestic and International orders. Our RF, microwave and millimeter wave products maintain a 99.4% availability and are part of the broadest selection in the industry.

Click the following link (or enter part number in "SEARCH" on website) to obtain additional part information including price, inventory and certifications: [Mini UHF Male Connector Crimp/Solder Attachment for LMR-240, LMR-240-UF, LMR-240-DB, LMR-240-FR TC-240-MUHF](#)


URL: <https://www.pasternack.com/mini-uhf-male-lmr-240-lmr-240-uf-connector-tc-240-muhf.html>

The information contained within this document is accurate to the best of our knowledge and representative of the part described herein. It may be necessary to make modifications to the part and/or the documentation of the part in order to implement improvements. Pasternack Enterprises reserves the right to make such changes as required. Unless otherwise stated, all specifications are nominal. Pasternack Enterprises does not make any representation or warranty regarding the suitability of the part described herein for any particular purpose, and Pasternack Enterprises does not assume liability arising out of the use of any part or document.

Mini UHF Male Connector Crimp/Solder Attachment for LMR-240, LMR-240-UF, LMR-240-DB, LMR-240-FR



Low Loss Flexible LMR-240 Outdoor Rated Coax Cable Double Shielded with Black PE Jacket



LMR-240

Times Microwave Systems Coax Cable Specification

Configuration

- Low Loss, Outdoor Flexible Cable
- 2 Shield(s)

Features

- Max Operating Frequency of 8 GHz
- Low Loss Cable
- Phase Velocity 84% VoP

Applications

- General Purpose RF Interconnect
- Laboratory Applications

Description


LMR-240 part number from Pasternack is a LMR-240 coax cable that is flexible. Pasternack LMR-240 flexible coax cable is 50 Ohm and has a PE (F) dielectric. Our LMR-240 coax is constructed with a 0.24 jacket made of PE. LMR-240 coax has a shield count of 2, a RF shielding of 90 dB and the maximum frequency for this Pasternack cable is 8 GHz. LMR-240 coax cable has an attenuation at 1 GHz of 8 dB.

Pasternack LMR-240 coax cables are part of over 40,000 RF, microwave and millimeter wave components. LMR-240 cables and our other RF parts are available for same day shipping worldwide. Custom RF cable assemblies using LMR-240 or other coax can be built and shipped same day as well.

Electrical Specifications

Description	Minimum	Typical	Maximum	Units
Frequency Range	DC		8	GHz
Cutoff Frequency		31		GHz
Impedance		50		Ohms
Velocity of Propagation		84		%
Time Delay		1.21 [3.97]		ns/ft [ns/m]
Shielding Effectiveness	90			dB
Dielectric Withstanding Voltage (DC)			1,500	Vdc
Jacket Spark			5,000	Vrms
Inner Conductor DC Resistance			3.2	Ohms/1000ft
Outer Conductor DC Resistance			3.89	Ohms/1000ft
Nominal Capacitance		24.2 [79.4]		pF/ft [pF/m]
Nominal Inductance		0.06 [0.2]		uH/ft [uH/m]
Input Power (Peak)			5.6	kWatts

Low Loss Flexible LMR-240 Outdoor Rated Coax Cable Double Shielded with Black PE Jacket



LMR-240

Performance by Frequency Band

Description	F1	F2	F3	F4	F5	Units
Frequency	50	150	220	450	900	MHz
Attenuation, Typ	1.7	3	3.7	5.3	7.6	dB/100ft
	5.58	9.84	12.14	17.39	24.93	dB/100m
Input Power (CW), Max	1,150	660	540	380	260	Watts

Description	F6	F7	F8	F9	F10	Units
Frequency	1.5	1.8	2	2.5	5.8	GHz
Attenuation, Typ	9.9	10.9	11.5	12.9	20.4	dB/100ft
	32.48	35.76	37.73	42.32	66.93	dB/100m
Input Power (CW), Max	200	180	170	150	100	Watts

Mechanical Specifications

Diameter	0.24 in [6.1 mm]
Weight	0.033 lbs/ft [0.05 kg/m]
Min. Bend Radius (Installation)	0.75 in [19.05 mm]
Min. Bend Radius (Repeated)	2.5 in [63.5 mm]
Bending Moment	0.25 lbs-ft [0.34 N-m]
Tensile Strength	80 lbs [36.29 kg]
Flat Plate Crush	20 lbs/in [0.36 kg/mm]

Construction Specifications

Description	Material and Plating	Diameter
Inner Conductor	Copper, 1 Strand	0.056 in [1.42 mm]
Conductor Type	Solid	
Dielectric	PE (F)	0.15 in [3.81 mm]
First Shield	Aluminum Tape	
Second Shield	Tinned Copper Braid	
Jacket	PE, Black	0.24 in [6.1 mm]

Environmental Specifications


Temperature	
Operating Range	-40 to +85 deg C
Storage Range	-70 to +85 deg C

Compliance Certifications (see [product page](#) for current document)

Plotted and Other Data

Notes:

Low Loss Flexible LMR-240 Outdoor Rated Coax Cable Double Shielded with Black PE Jacket



LMR-240

Low Loss Flexible LMR-240 Outdoor Rated Coax Cable Double Shielded with Black PE Jacket from Pasternack Enterprises has same day shipment for domestic and International orders. Our RF, microwave and millimeter wave products maintain a 99.4% availability and are part of the broadest selection in the industry.

Click the following link (or enter part number in "SEARCH" on website) to obtain additional part information including price, inventory and certifications: [Low Loss Flexible LMR-240 Outdoor Rated Coax Cable Double Shielded with Black PE Jacket LMR-240](https://www.pasternack.com/50-ohm-low-loss-flexible-lmr240-pe-jacket-double-shielded-black-lmr-240-p.aspx)

URL: <https://www.pasternack.com/50-ohm-low-loss-flexible-lmr240-pe-jacket-double-shielded-black-lmr-240-p.aspx>

The information contained within this document is accurate to the best of our knowledge and representative of the part described herein. It may be necessary to make modifications to the part and/or the documentation of the part in order to implement improvements. Pasternack Enterprises reserves the right to make such changes as required. Unless otherwise stated, all specifications are nominal. Pasternack Enterprises does not make any representation or warranty regarding the suitability of the part described herein for any particular purpose, and Pasternack Enterprises does not assume liability arising out of the use of any part or document.