



75 Ohm F General Purpose Calibration Kit Component Thru Operating From DC to 3 GHz

TECHNICAL DATA SHEET

PE5SC3005

Pasternack's PE5SC3005 offers excellent performance characteristics that is specially designed for the fine-tuning and calibration of sensitive test equipment in engineering labs, production environments, and quality testing facilities. All of our calibration kits & components are built to withstand years of rigorous use and provide accurate RF equipment calibration for the life of the product. Pasternack's broad portfolio of test and measurement components offer users a variety of options that are technically and economically suitable for a broad spectrum of RF applications and environments.

As a leading solutions provider of RF calibration instruments and compatible RF components, you can rely on Pasternack to have all of the T&M products you need in-stock and available to ship same-day.

Features

- Functional from DC to 3 GHz
- See PE5CK1002 for full standard kit which includes (7) F Type short-open-load-thru (SOLT) components
- Suitable for many 75 Ohm network analyzers including, but not limited to:
- Agilent / HP (8711/8713/8714, 8753E-075, E5061A, E5062A, E 5061B)
- Rohde & Schwarz (R&S ZVL3-75 [9KHz - 3GHz, Built-in 85039B Calibration Kit Option])
- Tianda (TD3618C/E)
- OuFu (OF7631B, OF7633B)
- Copper Mountain (7530)
- Deviser (NA7300B, NA7100B)
- EI41 (AV36580A)
- PNA (PNA3766)

Applications

- VNA, Full 2-Port CAL
- VNA, Thru CAL
- VNA, Substitution CAL Method
- Test & Measurement
- Lab Equipment Accessories
- Engineering Test and Evaluation
- General Purpose Test and Evaluation

Configuration

Connector
Component Type
Impedance
Frequency Range

F
Thru
75 Ohms
DC to 3 GHz

Electrical Specifications

Description	Minimum	Typical	Maximum	Units
Frequency Range	DC - 3000			MHz
Impedance	75			Ohm
Insertion Loss, DC - 3000 MHz		0.05	0.2	dB
Return Loss, DC - 1000 MHz	40	45		dB
Return Loss, 1001 - 3000 MHz	30	35		dB

Mechanical Specifications

Item	Description	Units
Housing	Copper Tube	
Connector	75 Ohm F Type Female (Both Ends)	
Connector Screw Thread	W3/8"-32 UNEF	Inch
Dimensions	0.623 [15.8] Ø, 1.402 [35.6] L	Inch [mm]
Net Weight	21.2	g

Click the following link (or enter part number in "SEARCH" on website) to obtain additional part information including price, inventory and certifications: [75 Ohm F General Purpose Calibration Kit Component Thru Operating From DC to 3 GHz PE5SC3005](#)



75 Ohm F General Purpose Calibration Kit
Component Thru Operating From DC to 3 GHz

TECHNICAL DATA SHEET

PE5SC3005

General Instructions and Usage Notes

#	Notes
1	Keep provided protective blue caps installed when not in use.
2	Store in climate controlled environment.
3	Always keep connectors clean.
4	Avoid touching the connector interface.
5	Use caution when handling.
6	For female components, do not insert male pin greater than 0.037" [.94 mm]. Failure to comply will result in damage to the female connector.
7	When mating, always ensure that the components to be interconnected remain in a fixed position while rotating only the coupling nut slowly to mate the connectors.
8	When de-mating, always ensure that the interconnected components remain in a fixed position while rotating only the coupling nut slowly to de-mate the connectors.
9	Visually inspect the connector threads prior to use. If needed, clean the center conductor pin and outer conductor with alcohol to remove any debris that may be present. Be sure to apply the alcohol in a circular motion with a lint-free cloth or applicator.
10	Use at room temperature.

Click the following link (or enter part number in "SEARCH" on website) to obtain additional part information including price, inventory and certifications: [75 Ohm F General Purpose Calibration Kit Component Thru Operating From DC to 3 GHz PE5SC3005](#)



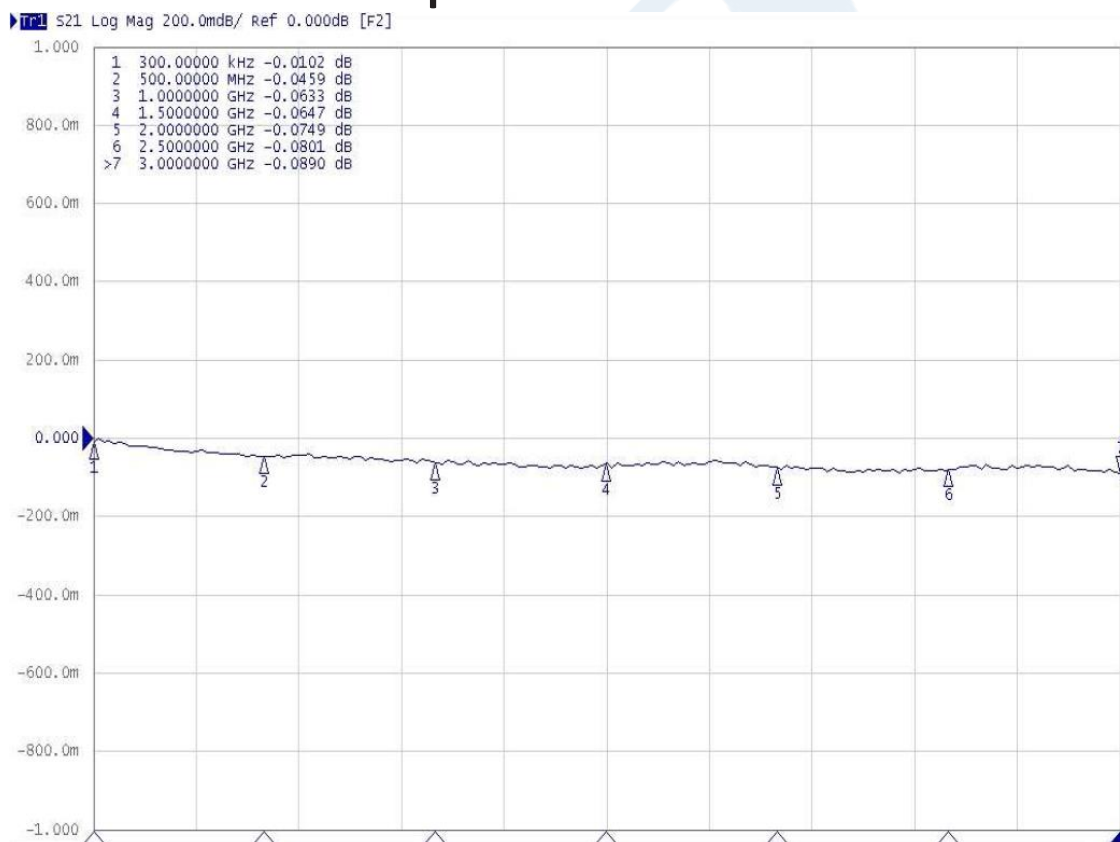
75 Ohm F General Purpose Calibration Kit
Component Thru Operating From DC to 3 GHz

TECHNICAL DATA SHEET

PE5SC3005

Typical Performance Data

PE5SC3005 Insertion Loss
Span: 3000 MHz



Click the following link (or enter part number in "SEARCH" on website) to obtain additional part information including price, inventory and certifications: [75 Ohm F General Purpose Calibration Kit Component Thru Operating From DC to 3 GHz PE5SC3005](#)

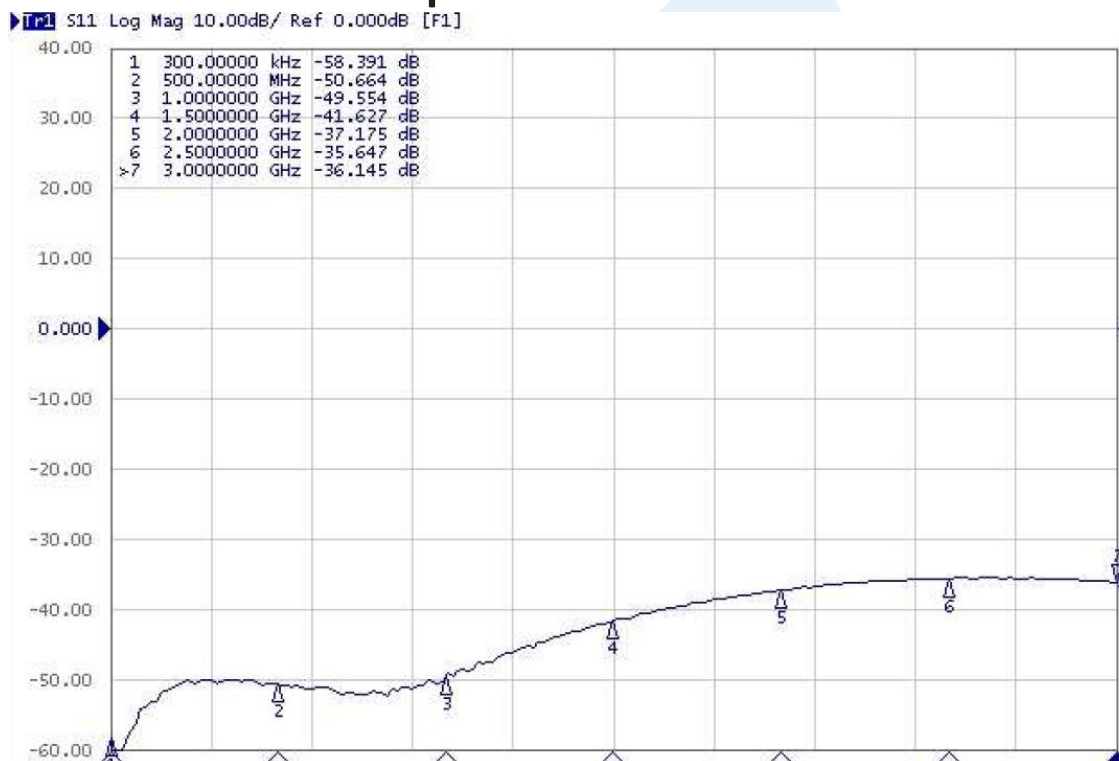


75 Ohm F General Purpose Calibration Kit
Component Thru Operating From DC to 3 GHz

TECHNICAL DATA SHEET

PE5SC3005

PE5SC3005 Return Loss
Span: 3000 MHz



Compliance Certifications (visit www.Pasternack.com for current document)

RoHS Compliant
REACH Compliant

06/16/2014

Plotted and Other Data

Notes:

- Values at +25 °C, sea level

Click the following link (or enter part number in "SEARCH" on website) to obtain additional part information including price, inventory and certifications: [75 Ohm F General Purpose Calibration Kit Component Thru Operating From DC to 3 GHz PE5SC3005](#)



75 Ohm F General Purpose Calibration Kit
Component Thru Operating From DC to 3 GHz

TECHNICAL DATA SHEET

PE5SC3005

75 Ohm F General Purpose Calibration Kit Component Thru Operating From DC to 3 GHz from Pasternack Enterprises has same day shipment for domestic and International orders. Our RF, microwave and millimeter wave products maintain a 99% availability and are part of the broadest selection in the industry.

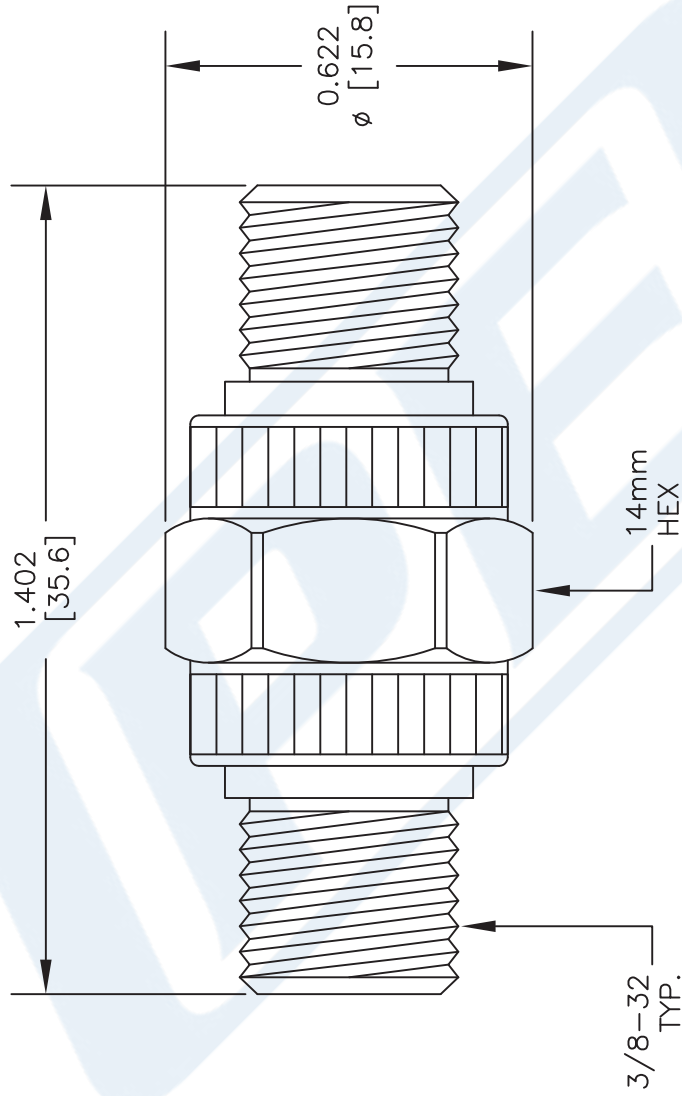
Click the following link (or enter part number in "SEARCH" on website) to obtain additional part information including price, inventory and certifications: [75 Ohm F General Purpose Calibration Kit Component Thru Operating From DC to 3 GHz PE5SC3005](http://www.pasternack.com/75ohm-f-calibration-kit-component-thru-3-ghz-pe5sc3005-p.aspx)

URL: <http://www.pasternack.com/75ohm-f-calibration-kit-component-thru-3-ghz-pe5sc3005-p.aspx>

The information contained in this document is accurate to the best of our knowledge and representative of the part described herein. It may be necessary to make modifications to the part and/or the documentation of the part, in order to implement improvements. Pasternack reserves the right to make such changes as required. Unless otherwise stated, all specifications are nominal. Pasternack does not make any representation or warranty regarding the suitability of the part described herein for any particular purpose, and Pasternack does not assume any liability arising out of the use of any part or documentation.

PE5SC3005 CAD Drawing

75 Ohm F General Purpose Calibration Kit Component Thru Operating From DC to 3 GHz



NOTES:

1. UNLESS OTHERWISE SPECIFIED ALL DIMENSIONS ARE NOMINAL.
2. ALL SPECIFICATIONS ARE SUBJECT TO CHANGE WITHOUT NOTICE AT ANY TIME.
3. DIMENSIONS ARE IN INCHES [mm].

DWG TITLE

PE5SC3005

FSCM NO. 53919

CAD FILE 102014

SCALE N/A

SIZE A

150

[PE] PASTERNAK®
THE ENGINEER'S RF SOURCE

Pasternack Enterprises, Inc.
P.O. Box 16759 | Irvine | CA | 92623
Phone: (949) 261-1920 | Fax: (949) 261-7451
Website: www.pasternack.com | E-Mail: sales@pasternack.com