



WR-284 Standard Gain Horn Antenna Operating
From 2.6 GHz to 3.95 GHz, 20 dBi Nominal
Gain, UG-584/U Round Flange, ProLine

Waveguide Antennas Technical Data Sheet

PE9863B-20-U

Features

- WR-284 Rectangular Waveguide Interface
- 2.6 GHz to 3.95 GHz
- 20 dBi Nominal Gain
- UG-584/U Round Cover Flange

Applications

- Antenna Measurements
- Wireless Communication
- Laboratory Use
- Microwave Radio System

Description

The PE9863B-20-U WR-284 Proline series standard gain horn antenna (also known as waveguide horn) from Pasternack has a nominal gain of 20 dBi. This WR-284 standard gain horn has a UG-584/U Round type flange. The Pasternack 20 dBi WR-284 horn antenna operates from 2.6 GHz to 3.95 GHz. The WR-284 PE9863B-20-U waveguide horn is US made and TAA compliant. It is part of over 40,000 RF, microwave and millimeter wave components available from Pasternack. Waveguide standard gain horn antennas are used in a wide variety of applications due to their high power handling capability, low loss, high directivity, and near constant electrical performance. Pasternack's WR-284 standard gain horns are available in 10, 15 and 20 dBi models with pyramidal shape and rectangular input. Our WR-284 standard gain horn Proline antennas can ship worldwide the same day as it is purchased as with our other available RF parts.

Configuration

Design	WR-284 Standard Gain Horn
Pattern	Directional
Polarization	Linear

Electrical Specifications

Description	Minimum	Typical	Maximum	Units
Frequency Range	2.6		3.95	GHz
Nominal Gain		20		dB
VSWR		1.5:1		

Mechanical Specifications

Size	
Length	29.75 in [755.65 mm]
Width	15.7 in [398.78 mm]
Height	10.8 in [274.32 mm]
Weight	0.05 lbs [22.68 g]

Waveguide Interface

Waveguide Size	WR-284
Flange Type	Round Cover
Flange Designation	UG-584/U

Click the following link (or enter part number in "SEARCH" on website) to obtain additional part information including price, inventory and certifications: [WR-284 Standard Gain Horn Antenna Operating From 2.6 GHz to 3.95 GHz, 20 dBi Nominal Gain, UG-584/U Round Flange, ProLine PE9863B-20-U](#)



WR-284 Standard Gain Horn Antenna Operating
From 2.6 GHz to 3.95 GHz, 20 dBi Nominal
Gain, UG-584/U Round Flange, ProLine

Waveguide Antennas Technical Data Sheet

PE9863B-20-U

Body Material and Plating

Aluminum

Compliance Certifications (see [product page](#) for current document)

Plotted and Other Data

WR-284 Standard Gain Horn Antenna Operating From 2.6 GHz to 3.95 GHz, 20 dBi Nominal Gain, UG-584/U Round Flange, ProLine from Pasternack Enterprises has same day shipment for domestic and International orders. Our RF, microwave and millimeter wave products maintain a 99.4% availability and are part of the broadest selection in the industry.

Click the following link (or enter part number in "SEARCH" on website) to obtain additional part information including price, inventory and certifications: [WR-284 Standard Gain Horn Antenna Operating From 2.6 GHz to 3.95 GHz, 20 dBi Nominal Gain, UG-584/U Round Flange, ProLine PE9863B-20-U](#)

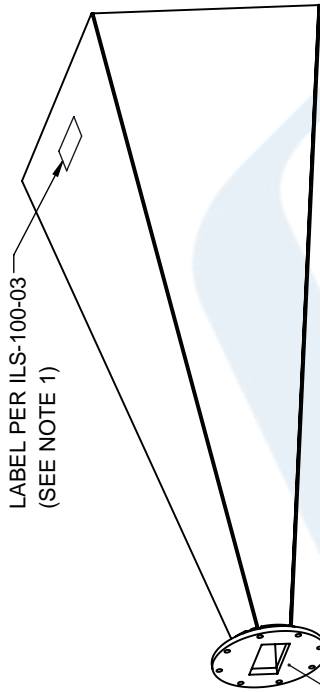
URL: <https://www.pasternack.com/wr-284-waveguide-gain-horn-antenna-20db-ug-584-square-flange-pe9863b-20-u-p.aspx>

The information contained in this document is accurate to the best of our knowledge and representative of the part described herein. It may be necessary to make modifications to the part and/or the documentation of the part, in order to implement improvements. Pasternack reserves the right to make such changes as required. Unless otherwise stated, all specifications are nominal. Pasternack does not make any representation or warranty regarding the suitability of the part described herein for any particular purpose, and Pasternack does not assume any liability arising out of the use of any part or documentation.

PE9863B-20-U CAD Drawing

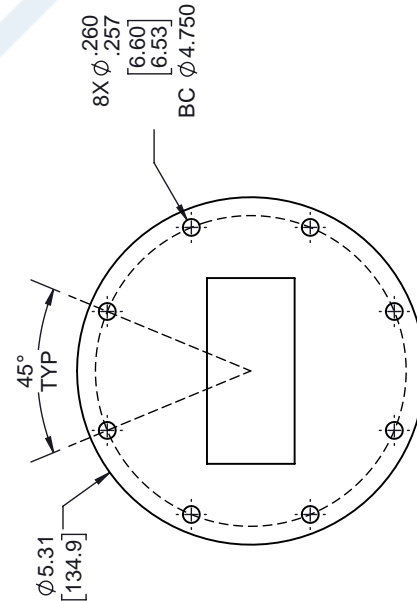
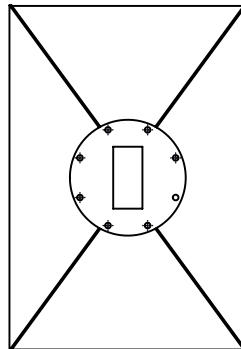
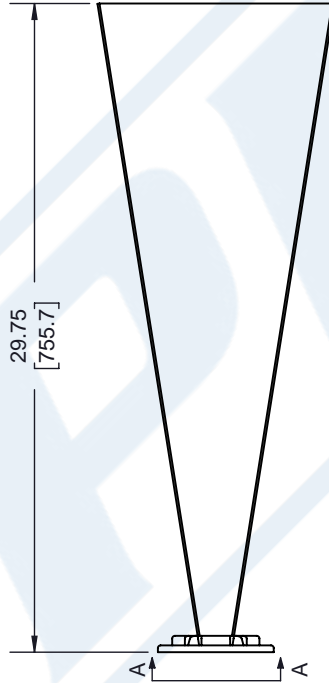
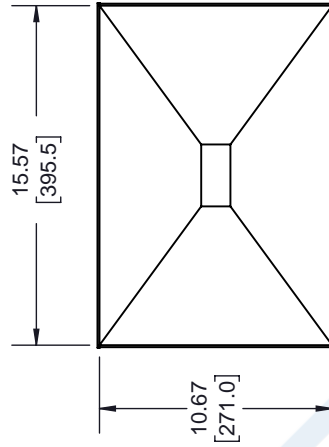
WR-284 Standard Gain Horn Antenna Operating From 2.6 GHz to 3.95 GHz, 20 dBi Nominal Gain, UG-584/U Round Flange, ProLine

REVISIONS			
REV.	DESCRIPTION	DATE	APPROVED
A	INITIAL RELEASE	11/03/2020	KHIETPAS



LABEL PER ILS-100-03
(SEE NOTE 1)

WR-284
UG 584/U FLANGE



VIEW "A"

NOTES:

1. LABEL PER ILS-100-03 (FOR INTERNAL REFERENCE ONLY)
LABEL LOCATION FOR REFERENCE ONLY

THESE COMMODITIES, TECHNOLOGY OR SOFTWARE WERE EXPORTED FROM THE UNITED STATES IN ACCORDANCE WITH THE EXPORT ADMINISTRATION REGULATIONS. DIVERSION CONTRARY TO U.S. LAW PROHIBITED.

PE PASTERNAK an INFINITE brand Pasternack Enterprises, Inc. P.O. Box 16759, Irvine, CA 92623. Phone: 1.949.261.1920 1.866.727.8376 Fax: 1.949.261.7451 Website: www.pasternack.com E-mail: sales@pasternack.com		THIRD-ANGLE PROJECTION THE INFORMATION AND DESIGN IN THIS DOCUMENT IS THE PROPERTY OF PASTERNAK CORPORATION ALL RIGHTS RESERVED. SHEET 1 OF 1 SCALE N/A	
UNLESS OTHERWISE SPECIFIED LEADING DIMENSIONS ARE INCHES DIMENSIONS IN [] ARE MILLIMETERS TOLERANCES: .X = ±.2 [5.08] .XX = ±.02 [.51] .XXX = ±.005 [.13] CABLE LENGTH (L) TOLERANCES: L ≤ 12 [305] = +1 [25] / -0 12 [305] < L ≤ 60 [1524] = +2 [51] / -0 60 [1524] < L ≤ 120 [3048] = +4 [102] / -0 120 [3048] < L ≤ 300 [7620] = +6 [152] / -0 300 [7620] < L = +5% / -0 ALL DIMENSIONS SHOWN ARE FOR REFERENCE ONLY.	SIZE A CAGE CODE 53919 DRAWN BY BPUCHASKI	ITEM NO. PE9863B-20-U REV A	