

## 790 MHz to 2700 MHz Electronic Warfare Omni Antenna, N-Type Female, MIL-STD-810 TAA Compliant

### PEANOM1144



#### Features

- High Power, High Gain
- N-type Female RF Connector
- MIL-STD-810
- Spring base with US 4 hole or NATO 3/6 hole pattern
- Ground plane independent
- TAA Compliant

#### Applications

- Electronic Warfare/Jamming
- Cellular Communication/Jamming
- Anti-UAV Operations
- Anti-Unmanned Operations
- Anti-Reconnaissance and Surveillance Systems
- Defense and Strategic Installations

#### Description

The PEANOM1144 from Pasternack is a high power, high gain MIL-STD-810 omnidirectional antenna, specifically designed for 790 MHz to 2700 MHz vehicle mounted military applications. This Mil Spec antenna is TAA compliant and features standard US 4 hole or NATO 3/6 hole pattern.

The PEANOM1144 antenna, available same day from Pasternack, is tailored for applications in electronic warfare and jamming with its wideband dipole array, seamlessly operating across GSM, 3G, and 4G LTE frequencies. The radome-protected radiator enhances durability, and the absence of a ground plane requirement opens up diverse mounting possibilities, making it an ideal choice for electronic warfare and jamming scenarios where flexibility is paramount.

Designed to weather challenging conditions, the PEANOM1144 stands out as a durable communication solution. Operating in temperatures from -40 to +71 °C, this antenna meets MIL-STD-810 standards for humidity, shock, vibration, blowing rain, and immersion. With impact resistance at 40 km/h and a water immersion depth of 1 meter, the PEANOM1143 ensures unwavering connectivity in active hostile and harsh environments.

#### Configuration

Design	Mobile
Band Type	Single
Radiation Pattern	Omni Directional
Polarization	Vertical
Connector Type	N Female
Number of Ports	1

#### Electrical Specifications

Description	Minimum	Typical	Maximum	Units
Frequency Range	790		2,700	MHz
Input VSWR			3:1	
Impedance		50		Ohms
Gain		4		dBi
Input Power			85	Watts

790 MHz to 2700 MHz Electronic Warfare Omni Antenna,  
N-Type Female, MIL-STD-810 TAA Compliant

**PEANOM1144**



Power Rating (RMS)*	
790 – 1000 MHz	85 watts (P <sub>max1</sub> )
1000 – 1700 MHz	65 watts (P <sub>max2</sub> )
1700 – 2200 MHz	60 watts (P <sub>max3</sub> )
2200 – 2700 MHz	55 watts (P <sub>max4</sub> )
* Sum of input powers (P) should not exceed the limit of $1 \geq P1/P_{max1} + P2/P_{max2} + P3/P_{max3} + P4/P_{max4}$	

**Specifications by Band**

Description	Band 1	Band 2	Band 3	Band 4	Band 5	Units
Frequency	0.79 to 1	1 to 1.7	1.7 to 2.2	2.2 to 2.7		GHz
Maximum Input Power	85	65	60	55		Watts

**Mechanical Specifications**

**Size**

Length	5 in [127 mm]
Width	5 in [127 mm]
Height	22 in [558.8 mm]
Weight	2.4 lbs [1.09 kg]

**Environmental Specifications**

**Temperature**

Operating Range	-40 to +71 deg C
Storage Range	-40 to +85 deg C
Environment	MIL-STD-810F
Wind Survivability	118 MPH [189.9 KPH]
Humidity	MIL-STD-810E, Method 507.3 Procedure III
Shock	MIL-STD-810F, Method 516.5 Procedure I
Vibration	MIL-STD-810F, Method 514.5 Category 24

Environmental Specification Notes:

Beam Impact Resistance: Impact at 40 km/h at 70 % height of the radiator

**Compliance Certifications** (see [product page](#) for current document)

**Plotted and Other Data**

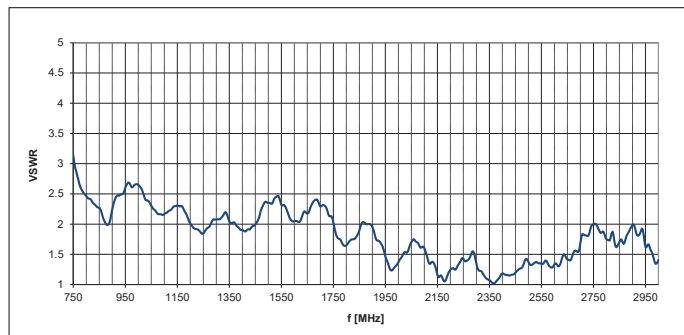
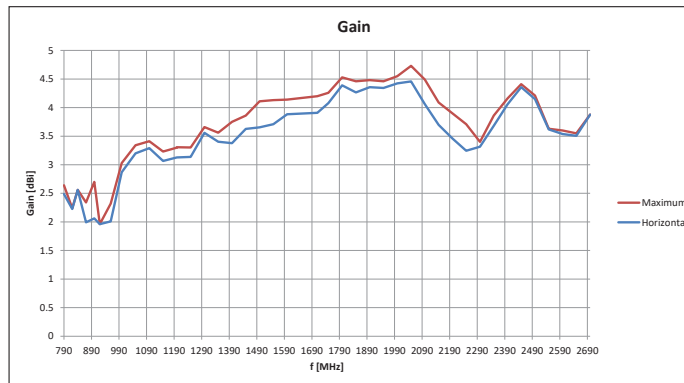
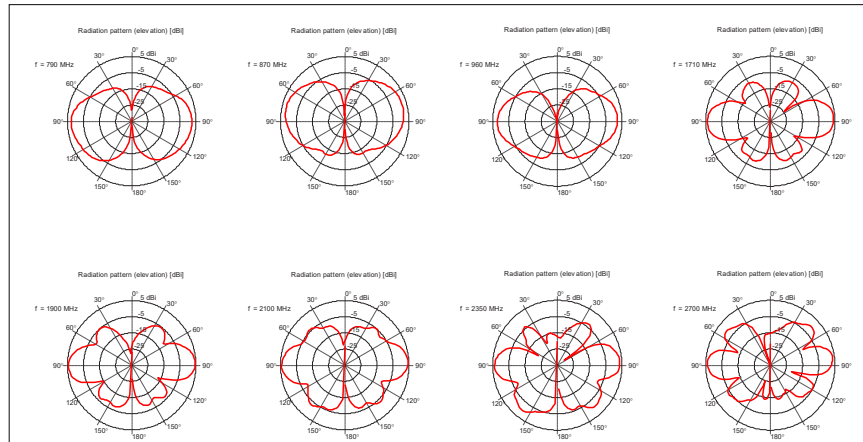
Notes:

## 790 MHz to 2700 MHz Electronic Warfare Omni Antenna, N-Type Female, MIL-STD-810 TAA Compliant

### PEANOM1144



#### Typical Radiation Pattern



## 790 MHz to 2700 MHz Electronic Warfare Omni Antenna, N-Type Female, MIL-STD-810 TAA Compliant

### PEANOM1144



---

#### Appendix

**Electrical Downtilt:** Angle in the antenna's elevation pattern in which the maximum gain occurs.

**Gain:** Antenna's average gain.

**Front to Back Ratio @ 180°±30°:** Average difference between the antenna's maximum gain and the maximum gain in the antenna's back lobe over ±30° angles.

**Cross-polarization Ratio (dB):** Typical difference between the co-polarization and cross-polarization gain across the sector's 3 dB Beam Width.

790 MHz to 2700 MHz Electronic Warfare Omni Antenna, N-Type Female, MIL-STD-810 TAA Compliant from Pasternack Enterprises has same day shipment for domestic and International orders. Our RF, microwave and millimeter wave products maintain a 99.4% availability and are part of the broadest selection in the industry.

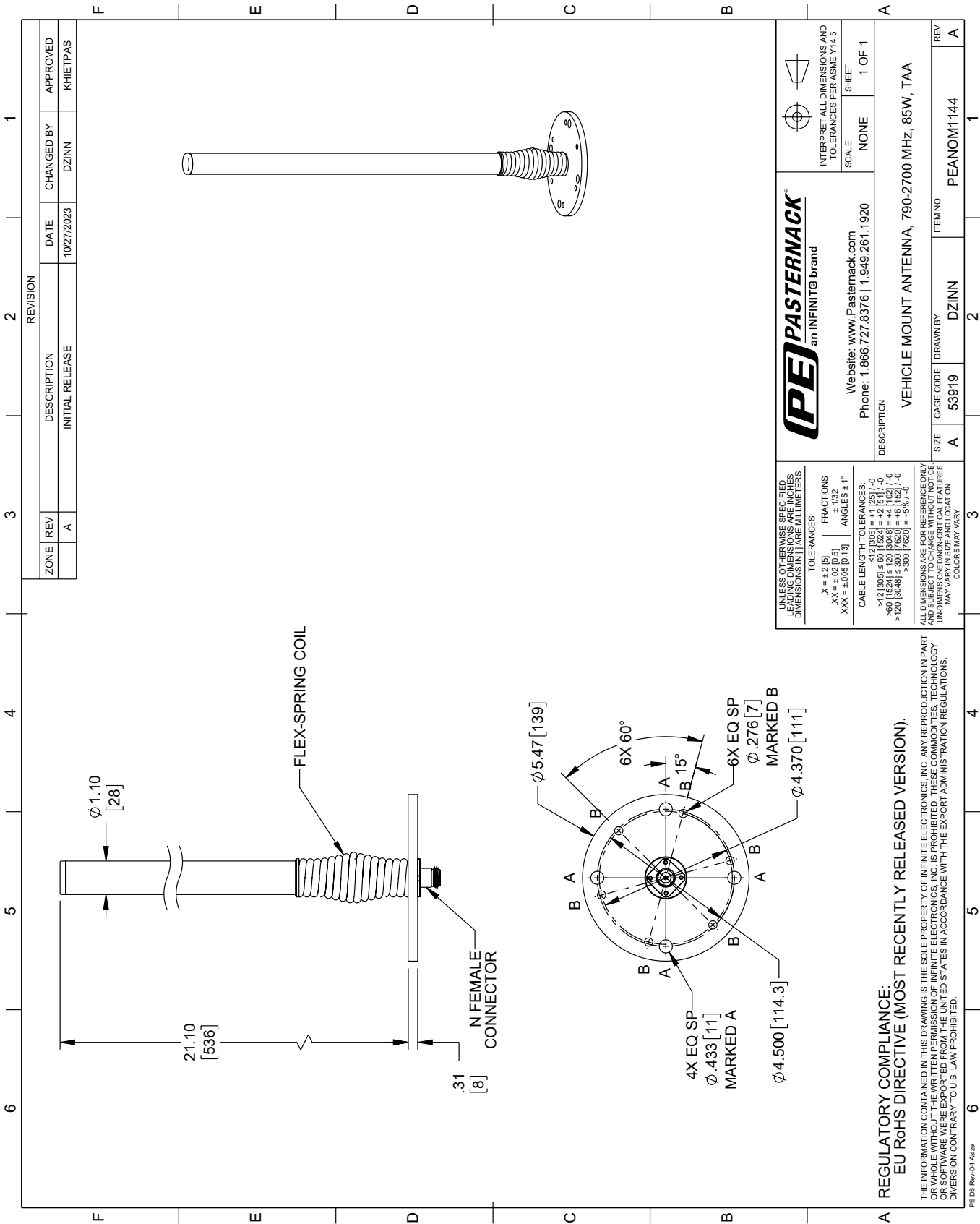
Click the following link (or enter part number in "SEARCH" on website) to obtain additional part information including price, inventory and certifications: [790 MHz to 2700 MHz Electronic Warfare Omni Antenna, N-Type Female, MIL-STD-810 TAA Compliant PEANOM1144](https://www.pasternack.com/790-mhz-to-2700-mhz-electronic-warfare-omni-antenna-n-type-female-mil-std-810-taa-compliant-peanom1144.html)

URL: <https://www.pasternack.com/790-mhz-to-2700-mhz-electronic-warfare-omni-antenna-n-type-female-mil-std-810-taa-compliant-peanom1144.html>

The information contained within this document is accurate to the best of our knowledge and representative of the part described herein. It may be necessary to make modifications to the part and/or the documentation of the part in order to implement improvements. Pasternack Enterprises reserves the right to make such changes as required. Unless otherwise stated, all specifications are nominal. Pasternack Enterprises does not make any representation or warranty regarding the suitability of the part described herein for any particular purpose, and Pasternack Enterprises does not assume liability arising out of the use of any part or document.

PEANOM1144 CAD Drawing

790 MHz to 2700 MHz Electronic Warfare Omni Antenna, N-Type Female, MIL-STD-810 TAA Compliant



REGULATORY COMPLIANCE:  
EU RoHS DIRECTIVE (MOST RECENTLY RELEASED VERSION).

THE INFORMATION CONTAINED IN THIS DRAWING IS THE SOLE PROPERTY OF INFINITE ELECTRONICS, INC. ANY REPRODUCTION IN PART OR WHOLE WITHOUT THE WRITTEN PERMISSION OF INFINITE ELECTRONICS, INC. IS PROHIBITED. THESE COMMODITIES, TECHNOLOGY OR SOFTWARE WERE EXPORTED FROM THE UNITED STATES IN ACCORDANCE WITH THE EXPORT ADMINISTRATION REGULATIONS. DIVISION CONTRARY TO U.S. LAW PROHIBITED.

PE D8 Rev-D4 Adda