



WR-430 Standard Gain Horn with 15 dBi gain, N Female connector

Technical Data Sheet

PEWAN430-15NF

Features

- 1.7 GHz to 2.6 GHz
- WR-430 Waveguide Band
- 15 dBi Nominal Gain
- N Female Connector

Applications

- Antenna Measurements
- Wireless Communication
- Laboratory Use
- Microwave Radio Systems
- Radome Testing
- Automotive Antenna Test
- Solutions
- Radar Cross Section
- Satellite Antenna Testing

Description

The PEWAN430-15NF standard gain horn antenna (also known as waveguide horn) from Pasternack is part of our comprehensive selection of waveguide antennas. This standard gain horn is mated with a WR-430 to N Female waveguide to coaxial adapter and operates from 1.7 GHz to 2.6 GHz.

Our PEWAN430-15NF standard gain horn antenna has a nominal gain of 15 dBi with a Horizontal and Vertical HPBW (Half Power Beam Width) of 31 dB and 32 dB respectively. Pasternack's N Female to WR-430 standard gain horns are available in 10, 15 and 20 dBi models with pyramidal shape and connectorized input.

Waveguide antennas, such as the PEWAN430-15NF are used in a wide variety of applications due to the high-power handling capability, low loss, high directivity, and near constant electrical performance. Our WR-430 waveguide antennas with N Female interface is part of over 40,000 RF, microwave and millimeter wave components from Pasternack available worldwide and Ship same day.

Configuration

Design
Coaxial Interface

WR-430 Standard Gain Horn
N Female

Electrical Specifications

Description	Minimum	Typical	Maximum	Units
Frequency Range	1.7		2.6	GHz
Waveguide Standard Gain Horn				
Gain		15		dBi
Horizontal Half Power Beam Width		31		Degrees
Vertical Half Power Beam Width		32		Degrees
Waveguide to Coaxial Adapter				
Input VSWR			1.3:1	

Click the following link (or enter part number in "SEARCH" on website) to obtain additional part information including price, inventory and certifications: [WR-430 Standard Gain Horn with 15 dBi gain, N Female connector PEWAN430-15NF](#)



WR-430 Standard Gain Horn with 15 dBi gain, N Female connector

Technical Data Sheet

PEWAN430-15NF

Mechanical Specifications

Size

Length	18.146 in [460.91 mm]
Width	11.653 in [295.99 mm]
Height	8.385 in [212.98 mm]
Weight	5.7022 lbs [2.59 kg]

RF Connector

Type	N Female
------	----------

Waveguide Interface

Waveguide Size	WR-430
----------------	--------

Environmental Specifications

Compliance Certifications (see [product page](#) for current document)

Plotted and Other Data

Notes:

Click the following link (or enter part number in "SEARCH" on website) to obtain additional part information including price, inventory and certifications: [WR-430 Standard Gain Horn with 15 dBi gain, N Female connector PEWAN430-15NF](#)

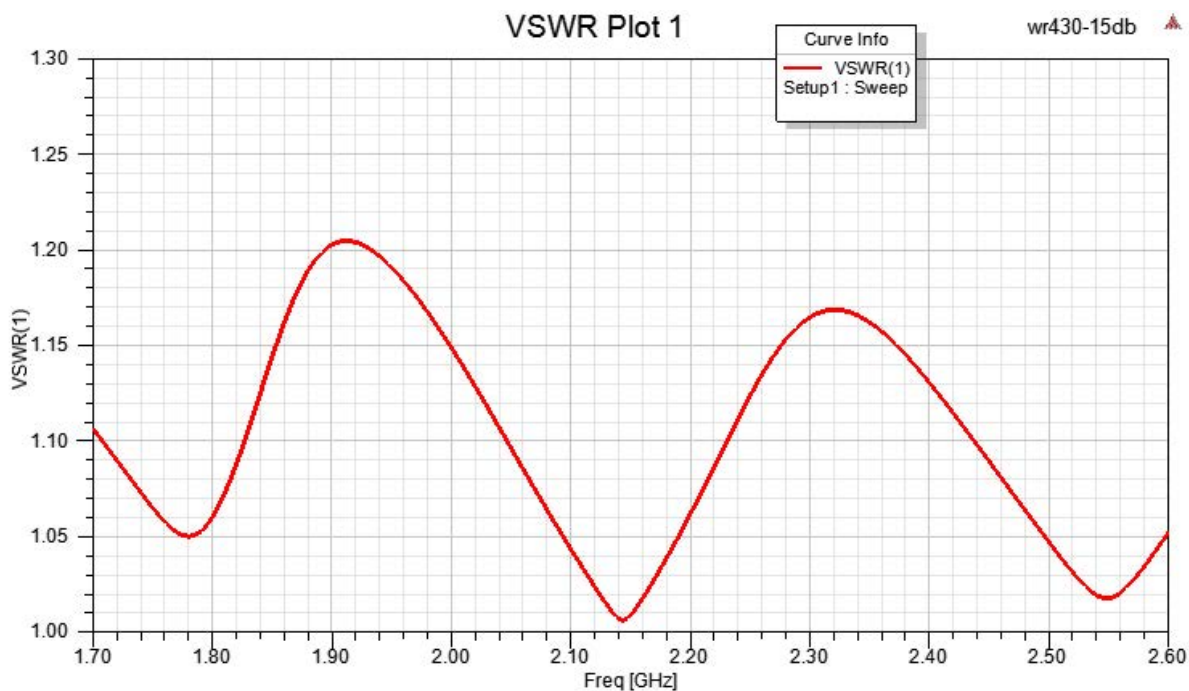


WR-430 Standard Gain Horn with 15 dBi gain, N Female connector

Technical Data Sheet

PEWAN430-15NF

Typical Performance Data



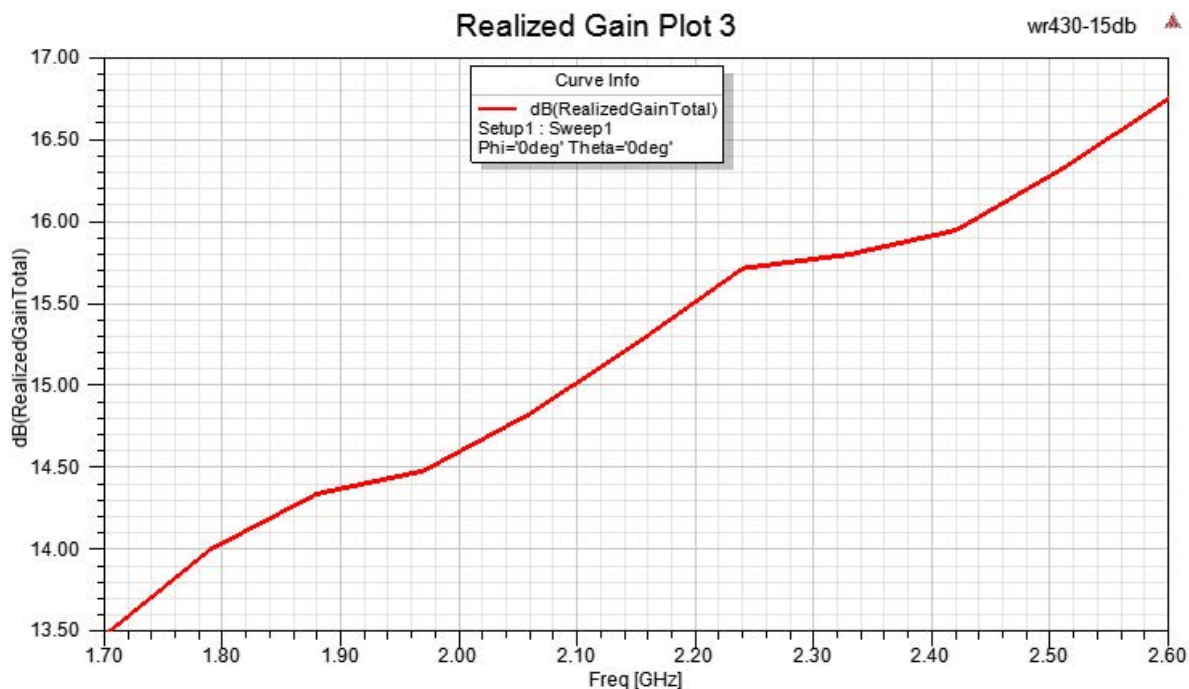
Click the following link (or enter part number in "SEARCH" on website) to obtain additional part information including price, inventory and certifications: [WR-430 Standard Gain Horn with 15 dBi gain, N Female connector PEWAN430-15NF](#)



WR-430 Standard Gain Horn with 15 dBi gain, N Female connector

Technical Data Sheet

PEWAN430-15NF



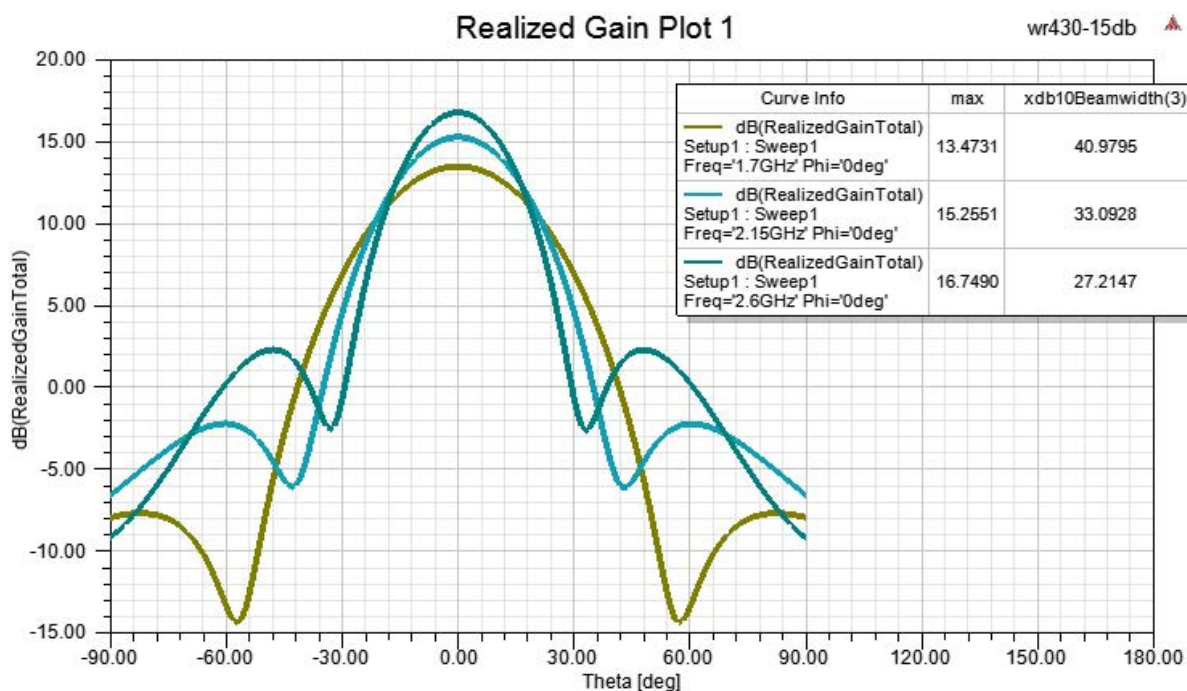
Click the following link (or enter part number in "SEARCH" on website) to obtain additional part information including price, inventory and certifications: [WR-430 Standard Gain Horn with 15 dBi gain, N Female connector PEWAN430-15NF](#)



WR-430 Standard Gain Horn with 15 dBi gain, N Female connector

Technical Data Sheet

PEWAN430-15NF



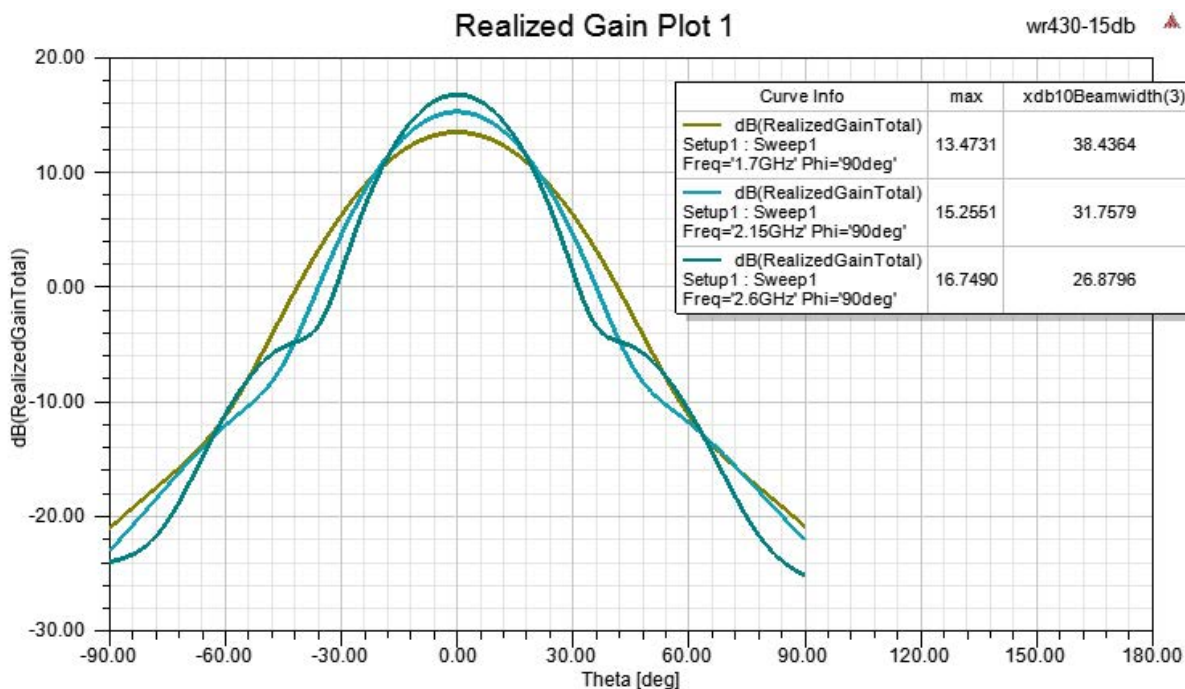
Click the following link (or enter part number in "SEARCH" on website) to obtain additional part information including price, inventory and certifications: [WR-430 Standard Gain Horn with 15 dBi gain, N Female connector PEWAN430-15NF](#)



WR-430 Standard Gain Horn with 15 dBi gain, N Female connector

Technical Data Sheet

PEWAN430-15NF



WR-430 Standard Gain Horn with 15 dBi gain, N Female connector from Pasternack Enterprises has same day shipment for domestic and International orders. Our RF, microwave and millimeter wave products maintain a 99.4% availability and are part of the broadest selection in the industry.

Click the following link (or enter part number in "SEARCH" on website) to obtain additional part information including price, inventory and certifications: [WR-430 Standard Gain Horn with 15 dBi gain, N Female connector PEWAN430-15NF](#)

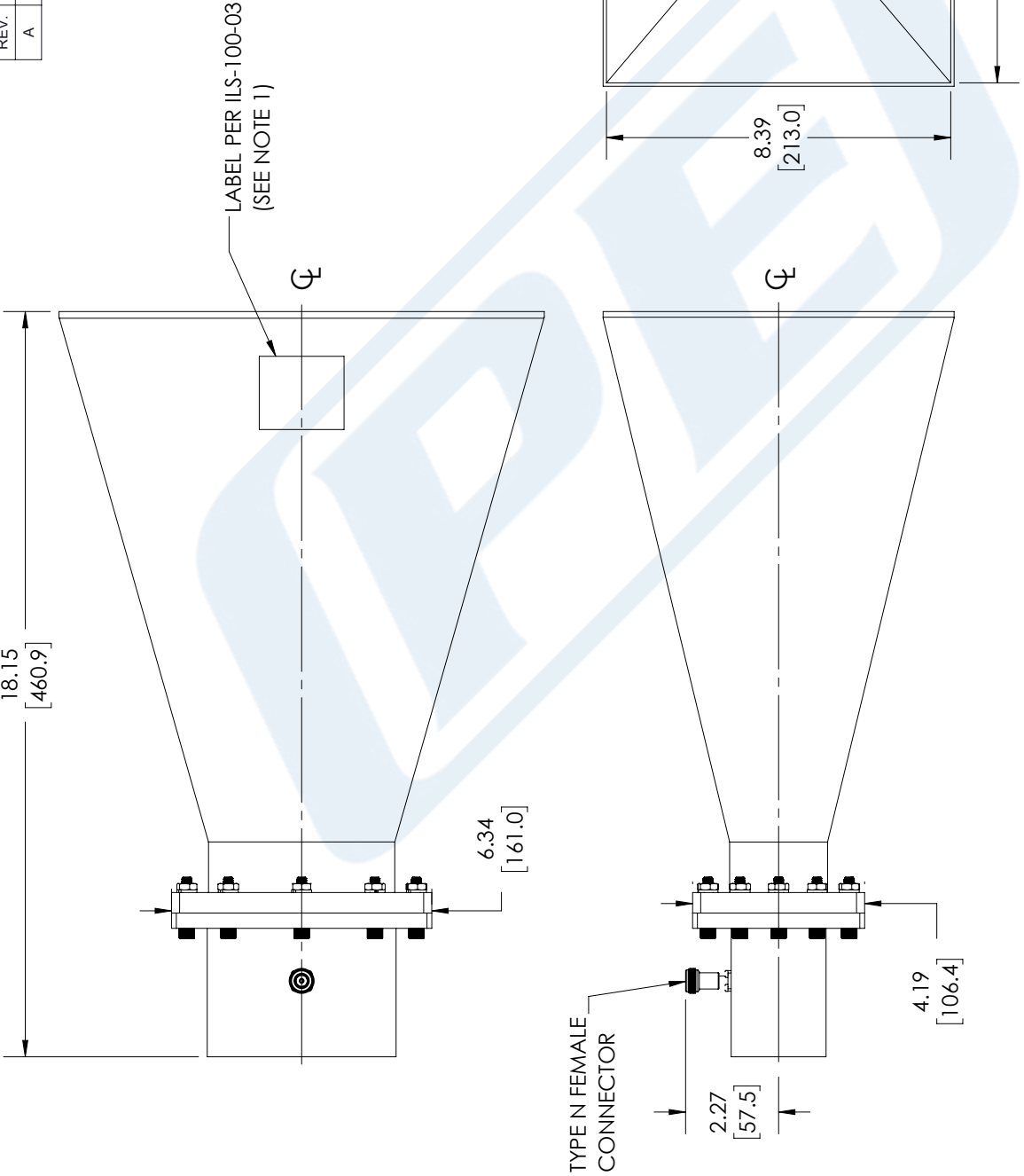
URL:

The information contained in this document is accurate to the best of our knowledge and representative of the part described herein. It may be necessary to make modifications to the part and/or the documentation of the part, in order to implement improvements. Pasternack reserves the right to make such changes as required. Unless otherwise stated, all specifications are nominal. Pasternack does not make any representation or warranty regarding the suitability of the part described herein for any particular purpose, and Pasternack does not assume any liability arising out of the use of any part or documentation.

PEWAN430-15NF CAD Drawing

WR-430 Standard Gain Horn with 15 dBi gain, N Female connector

REVISIONS			
REV.	DESCRIPTION	DATE	APPROVED
A	INITIAL RELEASE	10/04/2021	KHIETPAS



NOTES:
1. LABEL PER ILS-100-03 (FOR INTERNAL REFERENCE ONLY)
LABEL LOCATION FOR REFERENCE ONLY

THESE COMMODITIES, TECHNOLOGY OR SOFTWARE WERE EXPORTED FROM THE UNITED STATES IN ACCORDANCE WITH THE EXPORT ADMINISTRATION REGULATIONS. DIVERSION CONTRARY TO U.S. LAW PROHIBITED.


TOLERANCES:			
.X = ± .2	[.08]	FRACTIONS	± 1/32
.XX = ± .02	[.51]	ANGLES ± 1°	
.XXX = ± .005	[.13]	CABLE LENGTH (L) TOLERANCES:	
			L ≤ 12 [305] = +1 [25] / -0
			12 [305] < L ≤ 60 [1524] = +2 [51] / -0
			60 [1524] < L ≤ 120 [3048] = +4 [102] / -0
			120 [3048] < L ≤ 300 [7620] = +6 [152] / -0
			300 [7620] < L = +5%L / -0
ALL DIMENSIONS SHOWN ARE FOR REFERENCE ONLY.			



PASTERNACK
an INFINITE brand

Pasternack Enterprises, Inc.
P.O. Box 16759, Irvine, CA 92623.
Phone: 1.949.261.1920 | 1.866.727.8376
Fax: 1.949.261.7451
Website: www.pasternack.com
E-mail: sales@pasternack.com

SIZE	CAGE CODE	DRAWN BY	ITEM NO.
A	53919	BPUCHASKI	PEWAN430-15NF
REV	A		

THIRD-ANGLE PROJECTION			
			
THE INFORMATION AND DESIGN IN THIS DOCUMENT IS THE PROPERTY OF PASTERNAK CORPORATION. ALL RIGHTS RESERVED.			
SHEET	1	OF	1
SCALE	N/A		