


Standard Gain Horn Radome Cover for PEWAN187-15 Horn Antenna



PEWGCOV187-15

Features

- 15 dBi WR-187 Waveguide Standard Gain Horn
- Polymethacrylimide
- Low Relative Permittivity (Dielectric Constant)
- Minimal reflection or attenuation of signal

Description


PEWGCOV187-15 is a radome cover for PEWAN187-15 15 dBi WR-187 Standard Gain Horn antenna. This waveguide antenna radome cover is made from high strength, thermally stable Polymethacrylimide (PMI). PMI offers a low Relative Permittivity (Dielectric Constant) at the high frequency ranges seen with microwave and millimeter wave components. This allows for minimal signal loss or attenuation over other materials.

Increase your system capabilities with our PMI radome covers, designed to enhance the durability and longevity of standard gain horn antennas. Shielding against environmental elements, our radome covers ensure consistent signal integrity in any conditions. PEWGCOV187-15 has internal dimensions of 5.2 in by 3.8 in and will fit 15 dBi WR-187 standard gain horns. Pasternack offers a wide selection of high performance waveguide components available in stock and same-day shipping to customers worldwide.

Mechanical Specifications

Body Material	Polymethacrylimide (PMI)
Length	5.443 in [138.25 mm]
Width	4.013 in [101.93 mm]
Height	0.276 in [7.01 mm]
Weight	0.085 lbs [38.56 g]

Standard Gain Horn Radome Cover for PEWAN187-15 Horn Antenna



PEWGC OV187-15


Mechanical Performance

Typical Density (kg/m ²)	Compressive Strength (MPa)	Compression Modulus (MPa)	Tensile Strength (MPa)	Tensile Modulus (MPa)	Fracture Growth Rate(%)	Bending Strength (MPa)	Bending Modulus (MPa)	Deflection (MPa)
200	8.5	317	7.5	410	2.4	13	449	22
Standard Test	GB/T 8813-2008		GB/T9641-1988			GB/T 8812.2-2007		

Electrical Performance

Electrical Performance									
	Frequency								
Antenna Radome Material	2	2.5	2.8	5	10	26	26.5	Tolerance	
	ϵ_r (Relative Permittivity) 1.08	1.09	/	1.14	1.14	1.14	1.12	± 0.01	
Remarks: 1. Test method: GB/T - 5597 - 1999 "Test Method for Microwave Complex Permittivity of Solid Dielectric". 2. Sample size: diameter 51mm, thickness 5mm. 3. Sampling rate and data processing: 5 samples were tested for each material, each sample was tested on both sides, and a total of 80 samples were obtained for each material. data points, and take the average to obtain the final data.									

Standard Gain Horn Radome Cover for PEWAN187-15 Horn Antenna



PEWGCOV187-15

Compliance Certifications (see [product page](#) for current document)

Standard Gain Horn Radome Cover for PEWAN187-15 Horn Antenna from Pasternack Enterprises has same day shipment for domestic and International orders. Our RF, microwave and millimeter wave products maintain a 99.4% availability and are part of the broadest selection in the industry.

Click the following link (or enter part number in "SEARCH" on website) to obtain additional part information including price, inventory and certifications: [Standard Gain Horn Radome Cover for PEWAN187-15 Horn Antenna PEWGCOV187-15](#)

URL: <https://www.pasternack.com/15-dbi-wr-187-standard-gain-horn-radome-cover-pewgcov187-15-p.aspx>

The information contained within this document is accurate to the best of our knowledge and representative of the part described herein. It may be necessary to make modifications to the part and/or the documentation of the part in order to implement improvements. Pasternack Enterprises reserves the right to make such changes as required. Unless otherwise stated, all specifications are nominal. Pasternack Enterprises does not make any representation or warranty regarding the suitability of the part described herein for any particular purpose, and Pasternack Enterprises does not assume liability arising out of the use of any part or document.

PEWGCov187-15 CAD Drawing

Standard Gain Horn Radome Cover for PEWAN187-15 Horn Antenna

